

**Interconnector Limited**

**Annual Report and Consolidated Financial Statements  
for the year ended 31 December 2024**

**Registered Number: 2989838**

# Interconnector Limited

## Consolidated financial statements for the year ended 31 December 2024

### Table of contents

Company Information _____	1
Strategic report _____	2
Directors' report _____	13
Independent auditor's report to the members of Interconnector Limited _____	18
Consolidated income statement _____	23
Consolidated statement of comprehensive income _____	24
Consolidated statement of financial position _____	25
Consolidated statement of changes in equity _____	27
Consolidated statement of cash flows _____	28
Company statement of financial position _____	29
Company statement of cash flows _____	32
Notes to the financial statements _____	33

# Interconnector Limited

## Company Information

**Registered Office** 15-16 Buckingham Street  
London WC2N 6DU  
UNITED KINGDOM

**Country of incorporation** England and Wales

**Independent auditors** BDO LLP  
Chartered Accountants and Statutory Auditors  
55 Baker Street  
London W1U 7EU  
UNITED KINGDOM

**Directors** Ben De Waele (INT Board Chairman & Independent director)  
Geert Hermans (Shareholder-appointed non-executive director)

Directors during the year:  
Jan Van De Vyver (appointed 1 January 2024 and resigned 1 November 2024)  
Serena Aristarchi (resigned 3 June 2024)  
Giacomo Matarazzo (resigned 3 June 2024)  
Livia Napolano (resigned as Alternate Director on 3 June 2024. Appointed as a Director on 3 June 2024)  
Paolo Ventrella (appointed 3 June 2024)  
Peter Verhaeghe (appointed 1 November 2024)  
Raoul Raffagli (appointed 17 December 2024)  
Arno BÛx (resigned 17 December 2024)  
Giulia Bianchi (appointed as alternate Director on 28 June 2024)  
Daniele Capizzi (appointed as alternate Director on 28 June 2024)

**Company Secretary** Mary Harmeey

# Interconnector Limited

## Strategic report

The directors present their Strategic report for the year ended 31 December 2024.

### Business review

Interconnector Limited ("the company" or "INT") and its subsidiaries (together, "the group") own and operate a subsea gas pipeline and terminal facilities to provide bi-directional gas transportation services between the United Kingdom ("UK") and continental European energy markets. The system comprises compression terminals at Bacton in the UK and Zeebrugge in Belgium, connected by a 235 kilometre, 40-inch diameter pipeline. It is currently capable of transporting 25.5 billion cubic metres ("bcm") (or 803GWh/d) of gas per annum (approximately 30% of current annual gas demand in the UK) from Zeebrugge to Bacton ("reverse flow" or "BE-UK") and 20.0 bcm per annum (or 651GWh/d) in the opposite direction ("forward flow" or "UK-BE").

INT competes in the energy flexibility market. The company's strategic objectives are to provide Shippers with cost-effective gas transportation products that support gas supply and trading opportunities.

#### Q1 2024:

Entering into 2024, market conditions were more stable than recent years resulting in a lower utilisation of the Interconnector in Q1. European Storage stocks entered the Winter season at a record 96% fullness, weather conditions largely remained mild and behavioural reductions in domestic consumption across the UK and North West Europe (NWE), as a result of high energy prices, resulted in demand levels sitting below average.

January saw Interconnector perform four physical flow transitions as two weeks of below seasonal normal temperatures led to UK import flows. As the Quarter progressed, Interconnector nominations rose in the UK export direction, in part due to reductions and delays to LNG cargoes arriving in Europe following disruption to the Suez Canal/Red Sea route.

#### Summer 2024:

Entering into the Summer period, 58% of Interconnector's UK export capacity was already contracted. Planned maintenance activities on UK North Sea production meant the UK received lower volumes of gas in the first half of the Summer than the second half. This, in part, shaped INT's UK export flows. In Q2, INT saw healthy utilisation of the already booked capacity with flows averaging 162 GWh/d. By July, INT was seeing full utilisation of the booked capacity, with flows averaging ~301GWh/d as the upstream maintenance concluded.

Geopolitical tensions in the Ukraine and Middle East inflated European gas prices towards the end of July and August as the market priced in the risk of escalation and the subsequent impact this could have on supply of gas into Europe. In contrast, demand in the UK remained low, whilst upstream production remained high; this resulted in the price differential between the UK's NBP and the Dutch TTF gas market rising to a high of ~21p/th in August, creating a high demand for additional short term bookings of INT's UK Export capacity.

# Interconnector Limited

## Q4-24

Coming into the new Gas Year (2024/25), INT is ~55% contracted in both physical flow directions and as such, is well placed to provide the market with flexibility to meet both import and export demands as they arise throughout the year.

October saw lower flows compared to previous months, with an average UK export flow of 80GWh/d (25% of booked capacity). This was largely due to stable market conditions and European Storage, once again, sitting close to 100% thus reducing European demand for gas from the UK. Low flows continued throughout November and December amid stable supply and retained storage fullness; net flow across November was 301GWh in the UK Import direction (the second month of 2024 with a net UK import flow), whilst across December, UK export flows averaged 6GWh/d.

Across 2024, the market saw more volatility in part due to the events noted above, but also as a result of the renewable build out across the UK and Continent. With eight physical flow transitions across the year, the physical bi-directional nature allowed INT and its Shipper base to rapidly respond to changeable market conditions and support market balancing. By the end of 2024, INT's Shipper base grew to 51 entities as market interest in capacity remains strong.

The results of the group for the year ended 31 December 2024 show a profit before taxation of £63.4million (2023: £65.1million) and revenues of £113.4 million (2023: £131.1 million). At 31 December 2024, the group had net assets of £31.9 million (31 December 2023: £33.2 million). Net cash generated from operating activities for the year ended 31 December 2024 was £85.3 million (2023: £108.3 million). Cash in / (outflows) from investing and financing activities were £(15.7) million and £(68.3) million respectively (2023: £(16.4) million and £(120.8) million respectively).

## Internal Control and Risk Management

The group's operations, to transport high pressure natural gas, involve the control and management of inherent health, safety, security and environmental risks. The group's commercial activities are exposed to certain market, financial, credit and regulatory risks.

The group's risk appetite in relation to all principal risks is set by the Board and appropriate processes are in place to actively identify, manage and mitigate these risks. The effectiveness of the group's risk management is reviewed by the executive leadership, the Audit Committee and the Board regularly, throughout the year.

Risk management activities take place through all levels of INT. Each business area identifies the main risks to company strategy and objectives. Each risk is then assessed by considering the financial, operational and reputational impacts of the risk, and how likely the risk is to materialise. The business areas then identify and implement actions to manage, monitor and mitigate the risks.

# Interconnector Limited

## Principal risks and uncertainties

### Energy Transition

The transition to lower carbon fuels and technologies presents INT with both risks and opportunities. As society grapples with what a low carbon economy looks like, the role of natural gas in the future energy mix is unclear. This may affect future supply of gas from upstream operators, demand for gas transportation services and the behaviour of our customers – all of which could impact the company.

We are studying the ability of our facilities to be repurposed for the transportation of greener energy. During 2024 we have continued our efforts to reframe our commercial and environmental strategies to ensure that they facilitate the review and assessment of net zero opportunities, including the role of INT in promoting green energy hubs and potential participation in hydrogen or carbon capture and storage projects.

We continue to target emissions reductions and focus on our environmental sustainability metrics so that these can better support our environmental strategy, more accurately measure our impact on the environment and track our progress meeting our ambitious emissions targets.

### Financial, Commercial and Economic

INT markets its capacity services to its clients as "ship-or-pay" commitments to the company, i.e. irrespective of the actual utilization of the capacity. INT charges a cost reflective commodity charge, in addition to the capacity fee, based on the actual flow nominations made by the shipper using its capacity.

### Financial risk management

The main financial risks arising from the group's operations are foreign currency risk, credit risk, liquidity risk and interest rate risk. However, as the debts are at a fixed rate, the exposure from interest rate risk is low. The group's financial risk mitigation strategy is developed in accordance with a Treasury Policy and the treasury activities of the group are conducted in accordance with this policy and are on an entirely non-speculative basis. INT continues to monitor legislative developments relating to emissions allowances to protect value.

### Foreign currency risk

The group has several Euro ("€") denominated assets and liabilities and is therefore exposed to foreign currency translation risk. The group aims to minimise the risk of gains or losses by maintaining a natural hedge by matching the value of the Euro assets and liabilities held and in addition where appropriate by transacting currency swaps in line with the Fluxys Group Treasury Policy.

### Credit risk

The group's exposure to credit losses arising from non-payment of invoices by customers is managed through the credit criteria required by the transportation agreements. Exposure to treasury counterparties is managed by individual limits and minimum ratings specified in a Treasury Policy. The credit ratings of customers, key suppliers and treasury counterparties are monitored regularly.

## **Interconnector Limited**

### **Liquidity risk**

The group has long term lease obligations that have no obligation to refinance in the near term. There are no significant capital investments identified that require funding from external sources. Liquidity risk is mitigated by detailed cash flow forecasting and flexible working capital management.

### **Market and Commercial Risk**

INT is a source of flexible gas supply and competes with other infrastructure assets such as pipelines, LNG terminals and storage. As such INT is exposed to changes in the gas market and the applicable commercial and regulatory frameworks. We continue to see increasing competition from LNG deliveries to continental Europe, especially in the coming years as new LNG infrastructure comes online in Germany, and from the BBL Company which operates a bi-directional gas pipeline between the UK and continental Europe. Overall, INT operates in a challenging market environment with exposure to global political dynamics, longer term market fundamentals, regulatory changes, and short-term volatility (which may be negative as well as positive).

INT aims for a fair and competitive environment in the markets in which it operates and has adopted strategies to deliver this through the use of innovative products, services and pricing models.

### **Regulatory risk**

A stable and predictable regulatory framework is essential to underpin investment in energy transition and decarbonization projects. Interconnector is a certified transmission system operator, in both the UK and Belgium, and its activities are subject to European, Belgian and UK legislation and regulation. These frameworks are under development and changes to the regulatory regime may affect the group's activities and its commercial and financial opportunity. We actively engage with the regulators Commission de Régulation de l' Électricité et du Gaz ( "CREG" ) and Ofgem, industry associations (ENTSOG) and track developments in the regulatory environment.

As a transmission system operator that connects the UK and Belgian gas grids, we are exposed to regulatory changes that affect capacity, tariffs, liquidity and commercial arrangements and assets in the National Gas Transmission and Fluxys Belgium systems and consequently may impact the commercial opportunities available to our customers. INT continues its engagements with National Gas, Fluxys Belgium, Ofgem, CREG, FPS Economy and the Department for Energy Security and Net Zero ( "DESNZ" ) on the matters that challenge or enhance offerings to customers.

### **Operational risk**

Our facilities and systems are designed with sufficient back up and are maintained to ensure that we are able to respond to Shippers' nominations. Operations are managed to ensure a high degree of reliability and we continue to manage obsolescence of our systems and equipment through regular campaign maintenance, repair and replacement.

INT is linked to National Gas Transmission ("NGT") and shares a terminal site with NGT at Bacton. We support NGT in its initiative for asset health investments in its Bacton terminal. We also

## **Interconnector Limited**

continue our engagement with Ofgem and DESNZ on the need for investment in this strategic asset (capable of providing approximately 30% of GB's gas supply).

### **Cyber and Physical Security**

INT works collaboratively with DESNZ, Ofgem and the National Cyber Security Centre ("NCSC") in relation to identification and mitigation of key cyber risks. INT is subject to the UK NIS Regulations, and the Belgian NIS2 law for its activities in Belgium. Cyber risk is mitigated through our Cyber Security Management System and a body of control measures appropriate and proportionate to the risks we are exposed to, taking into account our operational context. Our governance framework includes executive level engagement and regular reporting to the Board.

Physical security of our assets is of paramount importance, and we work with numerous agencies in the UK, including the National Protective Security Authority ("NPSA"), and in Europe to ensure that appropriate measures are in place to protect the integrity of our facilities. INT regularly reviews and refines its response plans to enable a swift recovery from any incident affecting its assets or the services it provides.

### **Population and Talent Risks**

Demographic change is an issue for society and one which is starting to impact the energy industry and its suppliers. The associated challenges of attracting, integrating and retaining the talent needed at all levels for INT to deliver its strategies and priorities is one which we are monitoring. We support the training and development of future talent. We review critical capabilities needed to ensure delivery against our strategic objectives and rigorous succession planning is undertaken, to include task mapping across all activities

### **Health, Safety, Security and Environment ("HSSE")**

Excellent HSSE performance is critical to the success of the business. INT acts to minimise the HSSE risks associated with its operations by ensuring high standards in equipment design; the application of quality processes and procedures; and working with competent and well-trained staff and contractors. We undertake a comprehensive annual HSSE programme emphasising constant improvement, quality planned maintenance, regular safety audits, inspections and walkthroughs. Regular safety performance and feedback meetings are held to allow staff and contractors to discuss current safety issues and take action.

INT's open reporting culture ensures that risks are highlighted, and ideas and observations are encouraged to maintain standards and direct improvements. INT seeks constructive engagement with the Health and Safety Executive and the Environmental Agency in relation to all matters impacting our operations.

# Interconnector Limited

## Statement by the directors in performance of their statutory duties in accordance with S172(1) Companies Act 2006

We are required to explain how we have taken account of stakeholder views in board discussions and decision making the table below explains how:

- the company and (in particular) the board have engaged with key stakeholders; and
- the board has reached key decisions and the likely impact of those decisions, including how it has taken account of the company's stakeholders in doing so.

Our stakeholder engagement activities, supporting our s.172(1) statement are set out in the following table:

Stakeholder	Why is this stakeholder important	How we engaged with this stakeholder	How this stakeholder influenced the Board agenda and decision making
<b>Customers</b>	Our customers provide energy services to industrial and retail customers. By delivering capacity services which they need and dealing with them in a transparent and responsive manner, our customers trust us to deliver services of value to them.	<p>Regular one to one meetings were held with Customers throughout the year which included feedback on our operations and invited views on our business development initiatives.</p> <p>Shipper meetings which all our customers are invited to attend have been held which consider market issues and our operational performance.</p> <p>We have had ad hoc meetings and calls with customers to address any specific issues that occurred during the course of the year. INT attended industry conferences and used these opportunities to engage with current and prospective customers.</p>	During the year the Board received feedback from engagement with customers. The feedback received was incorporated into a review of our commercial strategy, shaping our commercial offering and business development activities.

# Interconnector Limited

## Strategic report (continued)

### Statement by the directors in performance of their statutory duties in accordance with S172(1) Companies Act 2006 (continued)

Stakeholder	Why is this stakeholder important	How we engaged with this stakeholder	How this stakeholder influenced the Board agenda and decision making
<b>Shareholders</b>	We earn financial returns from our contracts with customers. We are incentivized by shareholders to invest in safe, reliable infrastructure in an efficient and economic manner.	<p>We have had regular meetings with our Shareholders' subject matter specialists on routine matters.</p> <p>Ad hoc meetings with subject matter specialists have been held on a range of issues arising during course of year.</p> <p>Reporting and review of KPIs.</p> <p>Shareholder involvement in Commercial, Technical, Finance and Sustainability workshops.</p> <p>Responses to statutory consultations were coordinated with Shareholders to ensure regulatory alignment and targeting of key messages.</p>	<p>Shareholders have helped shape the Board agenda throughout the course of the year, suggesting items and topics for consideration.</p> <p>Shareholder representatives influenced the further development of our commercial strategy and have been key to framing our environmental strategy. The Board comprises shareholder nominees, which enables the company to receive regular feedback on shareholder perceptions and opinions about the Company.</p>
<b>Employees</b>	We have a culture where our people can make a positive contribution, develop their careers and reach their potential.	Engagement with our people takes many forms, from town hall meetings, site meetings and visits and meetings with site safety representatives. We also reach out via various anonymous surveys.	<p>Our HSE agenda is influenced by employee feedback - through observations from our teams and comments and feedback from our safety representatives.</p> <p>Competency profiles for continuous learning and development are being finalized and will allow for even greater employee engagement to help us frame and face future challenges including the energy transition.</p>

# Interconnector Limited

## Strategic report (continued)

### Statement by the directors in performance of their statutory duties in accordance with S172(1) Companies Act 2006 (continued)

Stakeholder	Why is this stakeholder important	How we engaged with this stakeholder	How this stakeholder influenced the Board agenda and decision making
<b>Employees (continued)</b>			<p>The company's safety agenda is influenced by the feedback we receive from employees and safety representatives.</p> <p>Senior management has engaged regularly with employees to discuss and receive feedback on issues ranging from hybrid working, benefits packages, appraisals and personal development.</p>
<b>Suppliers</b>	<p>Provide us with goods and services we rely on to deliver for our customers. They range from substantial multinational companies to small-scale local businesses.</p>	<p>INT is a lean organization that relies heavily on out-sourcing. During 2024 we strengthened strategic relationships and further developed mutual understanding of the context in which we operate and our expectations of how we will work together to achieve our strategic objectives.</p> <p>Rigorous due diligence is routinely undertaken on suppliers to ensure that supply chain risk is mitigated.</p>	<p>The Board is informed of issues in the supply chain and proactively monitors the performance of key CAPEX programmes.</p> <p>Our payment practices are reported to Audit Committee.</p>

# Interconnector Limited

## Strategic report (continued)

### Statement by the directors in performance of their statutory duties in accordance with S172(1) Companies Act 2006 (continued)

Stakeholder	Why is this stakeholder important	How we engaged with this stakeholder	How this stakeholder influenced the Board agenda and decision making
<p><b>Suppliers (continued)</b></p>			<p>The Board continues to consider issues related to the quality of gas delivered into our system.</p> <p>The Board considered issues related to the procurement processes and strategic commitments during the course of the year.</p> <p>We also include service provider personnel in our Safety KPI counts and statistics and they participate in our regular feedback meetings.</p>
<p><b>Regulators</b></p>	<p>In the UK, Ofgem regulates our gas transmission business and cyber activities. In Belgium CREG regulates our gas transmission business. We are also regulated by the HSE and the Environment Agency in the UK.</p>	<p>We have conducted regular interactions with all regulators on strategic issues.</p> <p>Ad hoc interactions have taken place with regulators on issues arising during the course of day-to-day business.</p> <p>During 2024 we continued to engage with Ofgem in connection with our ongoing work in the sphere of cyber security.</p>	<p>We report interactions with our Regulators to the Board and this influences the Company's strategy and direction.</p> <p>Key business decisions require approval of regulators. Feedback from regulators has influenced our commercial and environmental strategies, including our commitments to emissions reduction.</p> <p>Early engagement with our regulators around plans and decisions helps ensure we maintain a good working relationship and an ongoing dialogue with all relevant regulators.</p>

# Interconnector Limited

## Strategic report (continued)

### Statement by the directors in performance of their statutory duties in accordance with S172(1) Companies Act 2006 (continued)

Stakeholder	Why is this stakeholder important	How we engaged with this stakeholder	How this stakeholder influenced the Board agenda and decision making
<b>Governments</b>	<p>We help formulate and deliver energy policies at a regional and national level.</p> <p>We contribute to international trade, market functioning and security of supply.</p>	<p>Liaison Interaction with the British and Belgian ministries with competence for energy, the Belgian and GB embassies and politicians in the UK and BE in connection with legislation and government policy.</p> <p>We also provide governments with information on how Interconnector and its clients contribute to the realization of UK and BE (EU's) energy mix, international trade, security of supply and consumer welfare.</p>	<p>Governments set out legislation and policies that affect our business environment, on energy policy, trade, taxation, employment, decarbonization etc. We have included these in our business strategy and operational processes.</p> <p>We have adopted an environmental strategy to specifically address issues connected with the energy transition.</p>
<b>Communities</b>	<p>We pay taxes which fund essential public services. We have a role to play enabling the transition to a low-carbon future.</p>	<p>We have discussed aspects of our operations with the local communities where we operate.</p> <p>We have liaised with land owners and wider communities in relation to our activities, safety and planning issues.</p>	<p>Local communities are focused on the energy transition.</p> <p>We are aware that our operations may impact on local communities and have considered issues affecting the local and global environment as part of our strategic decision making.</p>

# Interconnector Limited

## Strategic report (continued)

### Key performance indicators


Financial KPIs, being revenue and the profit before tax, are discussed in the “Business Review” section above.

The company continued to provide reliable operations in the UK and Belgium. Its performance against key operational targets is summarised below:

	2024	2023	Description
Lost capacity rebates	One ((in relation to additional maintenance carried out between 09:00 – 19:00 CET on 31 Jan 2024)	One (in relation to the mandatory pipeline pigging in Oct 2023)	In accordance with defined service delivery targets in the transportation agreements, lost capacity rebates are made to customers when the company is unable to satisfy its gas transportation obligations.
Injurious accidents	Two	Zero	There were two work-related Lost Time Incidents (total 13 days).
Reportable emission events	Zero	Zero	In 2024 all emissions of natural gas and CO2 were within permitted levels.

### On behalf of the Board of Directors

Ben De Waele  
 Director  
 19 March 2025



B DE WAELE

# Interconnector Limited

## Directors' report

The directors present their report and the audited consolidated financial statements for the year ended 31 December 2024.

### Results and dividends

The group's profit after tax for the year was £49.1 million (2023: £47.8 million). Interim dividends of £3.825 (2023: £3.40) per ordinary share amounting to £45.1 million (2023: £40.1 million) were declared and paid during the year. The directors have proposed a final dividend for the year ended 31 December 2024 of £0.425 per ordinary share (totalling £5 million) (2023: £5 million at £0.425). This has not been recognised in these financial statements as it had not been approved by the shareholders at the balance sheet date. The aggregate dividends on the ordinary shares recognised during the year amounts to £50.1 million (2023: £100.2 million).

### Future developments and financial risk management

Likely future developments in the group's business and financial risk management policies have been included in the Strategic report.

### Post balance sheet events

There are no events subsequent to the balance sheet date that require disclosure or adjustment in the financial statements. The directors have proposed a final dividend for the year ended 31 December 2024 of £0.425 per ordinary share (totalling £5 million) (2023: £5 million at £0.425). This has not been recognised in these financial statements as it had not been approved by the shareholders at the balance sheet date.

### Going concern

The company sells capacity in a short-term market as a "merchant" asset. Demand for capacity, and therefore revenues, is usually seasonal in nature and is volatile. There may be periods of low demands from time to time.

The company's modelling confirms that the company should generate sufficient cashflow to meet the groups obligations during the next 12 months from signing date, which is the usual horizon to evaluate a company's Going concern.

The directors are confident that due to the strategic importance of the asset, and the unique function that it performs for the market, there will be sufficient demand for capacity to generate sufficient revenues to maintain the group as a going concern. Therefore, the directors believe that the group is well placed to manage its business risks successfully.

The group and the company are showing net assets of £31.9 million and £25.2 million respectively (2023 Group £33.2 million and Company £26.9 million). The Board of directors approved a mid-term view of revenues for the group based on the current supply/demand and pricing situation on the market. The plan generates sufficient cashflows to be able to meet the group's obligations in the next 12 months.

# Interconnector Limited

## Directors' report (continued)

### Going concern (continued)

The company performed a reverse stress test to identify the level of revenues required to generate sufficient cashflows to be able to meet group's obligations in the next 12 months. The required level of revenues has already been achieved through confirmed capacity bookings.

The directors, having assessed the principal risks facing the company and giving due consideration to the profitability of the business and the cash flow required to meet its ongoing obligations, consider it appropriate to prepare the financial statements on a going concern basis.

### Business relationships

Details of how the directors have fostered business relationships with suppliers, customers and others, and the effects of this, including on the principal decisions taken by the company during the financial year are disclosed in the Strategic report on pages 7-12.

### Streamlined Energy and Carbon Reporting

In the period covered by the report the Company has reviewed opportunities for efficiency improvements:

- As part of our Leak Detection and Repair program we engaged with vendors to provide more advanced fugitive emissions monitoring, detection, and reporting methods this included a joint study using sniffers and drone measurements.
- We have also reviewed, engineering study opportunities to advance Methane Reduction improvement projects.
- Risks related to medium and long-term climate change adaptation were assessed
- INT has developed an ESG framework aligned with Fluxys ESRS (European Sustainability Reporting Standards)
- IBT Dry Gas Seals (DGS) & Compressor Train Capture and re-use (FEED) for methane emissions reduction was completed. Potential tie -in points and locations were identified.
- IZT decarbonisation optioneering study to understand how INT can reduce CO2 emissions at this terminal. Subsequently, INT is exploring the possibility of biomethane consumption as a fuel for IZT.
- IBT seal gas detector isolation valves, allowing intervention on the instrument, (maintenance and calibration) without venting the compressors. This is an ongoing project

### Methodology used to calculate emissions

Our scope 1 and 2 footprint reflect our operational control at the Bacton terminal, Zeebrugge terminal and the London office. Market-based emissions for grid electricity have been used to calculate total emissions. The scope 3 footprint includes emissions that INT does not control but can influence. Such emissions include business travel in rental cars or employee-owned vehicles where the company is responsible for purchasing the fuel.

# Interconnector Limited

## Directors' report (continued)

### Streamlined Energy and Carbon Reporting (continued)

The company is part of UK ETS scheme where the number of emissions is metered and is externally verified. The company is regulated by the Environmental Agency and operates through an Environmental Permit at the Bacton facility. We use data from external sources to report on total GHG emissions wherever possible. Where such data is not available a reasonable estimate is used. Total energy consumed for the year ended 31 December 2024 was 351,481 MWh (31 December 2023: 817,061 MWh).

#### Emissions 2024 (Consolidated INT figures for IBT and IZT)

Environmental Emission Type		GHG emissions and energy use data for period 1 January to 31 December 2024		Comparison reporting year 2023	
		UK and offshore	Global (excluding UK and offshore)	UK and offshore	Global (excluding UK and offshore)
		Tonnes CO2 Equivalent	Tonnes CO2 Equivalent	Tonnes CO2 Equivalent	Tonnes CO2 Equivalent
Scope 1	Carbon Dioxide (CO <sub>2</sub> ) Annual Cumulative (tCO <sub>2</sub> )	64,695	113	150,266	1,073
Scope 1	Methane (CH <sub>4</sub> ) Annual Cumulative (tCH <sub>4</sub> )	8,310 (Note 1)	5,545	7,228 (Note 1)	6,454
Scope 2	Electricity Annual Cumulative (MWh)	0 (Note 2)	0	0 (Note 2)	0
Scope 3	Vehicles (tCO <sub>2</sub> )	14 (Note 3)	0	11 (Note 3)	0
<b>Total Emissions</b>		<b>73,019</b>	<b>5,658</b>	<b>157,505</b>	<b>7,527</b>

Note 1 – 2023 CO<sub>2</sub> e.q for methane is taken from the 6<sup>th</sup> IPCC Assessment Report 1t methane equates to 29.8t CO<sub>2</sub> eq.

Note 2 - At Bacton we have a Renewable Energy Guarantees of Origin (REGO) backed contract with our electricity provider. This specifies that their electricity demand is matched with electricity generated from renewable wind sources. In Zeebrugge, green certificates are included in the power supply agreement.

Note 3 – Scope 3 vehicle use is not material and has been estimated.

#### Intensity Ratio

Direct emissions and consumption of energy depend on utilisation of equipment which varies depending on market demand and use of the company's services.

For comparison purposes the group uses intensity ratio as CO<sub>2</sub>e (carbon footprint) over Energy Transported GWh. The ratio is 1.67 for the year ended 31 December 2024 (year ending 31 December 2023 was 1.53).

# Interconnector Limited

## Directors' report (continued)

### Streamlined Energy and Carbon Reporting (continued)

#### Plan 2025

- INT will be working with Fluxys to define policies and procedures associated with the new EU methane mitigation regulations
- IZT Photovoltaic panels installation will be carried out this year. This is a Flemish legal requirement which comes into effect 30<sup>th</sup> June 2025

## Directors

The directors who held office during the year and up to the date of signing the financial statements are as follows:

Ben De Waele (INT Board Chairman & Independent director)

Shareholder-appointed non-executive directors:  
Geert Hermans

Directors during the year:

Jan Van De Vyver (appointed 1 January 2024 and resigned 1 November 2024)

Serena Aristarchi (resigned 3 June 2024)

Giacomo Matarazzo (resigned 3 June 2024)

Livia Napolano (resigned as Alternate Director on 3 June 2024. appointed as a Director on 3 June 2024)

Paolo Ventrella (appointed 3 June 2024)

Peter Verhaeghe (appointed 1 November 2024)

Raoul Raffagii (appointed 17 December 2024)

Arno Bux (resigned 17 December 2024)

Giulia Bianchi (appointed as alternate Director on 28 June 2024)

Daniele Capizzi (appointed as alternate Director on 28 June 2024)

Directors' remuneration is shown in note 5.

## Directors' indemnities

Fluxys SA, INT's parent company, maintains liability insurance for its directors and officers and for the directors and officers of all its subsidiaries. INT provides an indemnity for its directors, which is a qualifying third-party indemnity provision for the purposes of the Companies Act 2006. The qualifying third-party indemnity was in place during the year ended 31 December 2024 and as at the date of the approval of these financial statements.

# Interconnector Limited

## Directors' report (continued)

### Directors' responsibilities

The directors are responsible for preparing the strategic report, the directors' report and the financial statements in accordance with applicable law and regulations.

Company law requires the directors to prepare financial statements for each financial year. Under that law the directors have elected to prepare the group and company financial statements in accordance with UK adopted international accounting standards in conformity with the requirements of the Companies Act, 2006. Under company law the directors must not approve the financial statements unless they are satisfied that they give a true and fair view of the state of affairs of the group and company and of profit or loss of the group for that period.

In preparing these financial statements, the directors are required to:

- select suitable accounting policies and then apply them consistently.
- make judgements and accounting estimates that are reasonable and prudent.
- state whether applicable International Standards on Auditing (UK) (ISAs UK) have been followed, subject to any material departures disclosed and explained in the financial statements; and
- prepare the financial statements on the going concern basis unless it is inappropriate to presume that the company will continue in business.


The directors are responsible for keeping adequate accounting records that are sufficient to show and explain the company's transactions and disclose with reasonable accuracy at any time the financial position of the company and enable them to ensure that the financial statements comply with the Companies Act 2006. They are also responsible for safeguarding the assets of the company and hence for taking reasonable steps for the prevention and detection of fraud and other irregularities.

### Disclosure of information to auditors

In accordance with Section 418 of the Companies Act 2006, the directors who held office at the date of approval of the Directors' report confirm that, so far as they are each aware, there is no relevant audit information of which the company's auditors are unaware; and each director has taken all the steps that they ought to have taken as a director in order to make themselves aware of any relevant audit information and to establish that the company's auditors are aware of that information.

#### On behalf of the Board of Directors

Ben De Waele  
Director  
19 March 2025



B DE WAELE

# Interconnector Limited

## Independent Auditor's Report To The Members of Interconnector Limited

### Opinion on the financial statements

In our opinion:

- the financial statements give a true and fair view of the state of the Group's and of the Parent Company's affairs as at 31 December 2024 and of the Group's profit for the year then ended;
- the Group financial statements have been properly prepared in accordance with UK adopted international accounting standards;
- the Parent Company financial statements have been properly prepared in accordance with UK adopted international accounting standards, and as applied in accordance with the provisions of the Companies Act 2006; and
- the financial statements have been prepared in accordance with the requirements of the Companies Act 2006.

We have audited the financial statements of Interconnector Limited ("the Parent Company") and its subsidiaries ("the Group") for the year ended 31 December 2024 which comprise the consolidated income statement, the consolidated statement of comprehensive income, the consolidated statement of financial position, the consolidated statement of changes in equity, the consolidated statement of cash flows, the company statement of financial position, the company statement of changes in equity, the company cash flow statement and notes to the financial statements, including a summary of material accounting policies. The financial reporting framework that has been applied in their preparation is applicable law UK adopted international accounting standards, and as regards the parent company financial statements, as applied in accordance with the provisions of the Companies Act 2006.

### Basis for opinion

We conducted our audit in accordance with International Standards on Auditing (UK) (ISAs (UK)) and applicable law. Our responsibilities under those standards are further described in the Auditor's responsibilities for the audit of the financial statements section of our report. We believe that the audit evidence we have obtained is sufficient and appropriate to provide a basis for our opinion.

#### *Independence*

We are independent of the Group and the Parent Company in accordance with the ethical requirements that are relevant to our audit of the financial statements in the UK, including the FRC's Ethical Standard, and we have fulfilled our other ethical responsibilities in accordance with these requirements.

### Conclusions relating to going concern

In auditing the financial statements, we have concluded that the Directors' use of the going concern basis of accounting in the preparation of the financial statements is appropriate.

Based on the work we have performed, we have not identified any material uncertainties relating to events or conditions that, individually or collectively, may cast significant doubt on the Group or Parent Company's ability to continue as a going concern for a period of at least twelve months from when the financial statements are authorised for issue.

Our responsibilities and the responsibilities of the Directors with respect to going concern are described in the relevant sections of this report.

# Interconnector Limited

## Independent Auditor's Report To The Members of Interconnector Limited (continued)

### Other information

The Directors are responsible for the other information. The other information comprises the information included in the Annual Report, other than the financial statements and our auditor's report thereon. Our opinion on the financial statements does not cover the other information and, except to the extent otherwise explicitly stated in our report, we do not express any form of assurance conclusion thereon.

Our responsibility is to read the other information and, in doing so, consider whether the other information is materially inconsistent with the financial statements or our knowledge obtained in the course of the audit or otherwise appears to be materially misstated. If we identify such material inconsistencies or apparent material misstatements, we are required to determine whether this gives rise to a material misstatement in the financial statements themselves. If, based on the work we have performed, we conclude that there is a material misstatement of this other information, we are required to report that fact.

We have nothing to report in this regard.

### Other Companies Act 2006 reporting

In our opinion, based on the work undertaken in the course of the audit:

- the information given in the Strategic report and the Directors' report for the financial year for which the financial statements are prepared is consistent with the financial statements; and
- the Strategic report and the Directors' report have been prepared in accordance with applicable legal requirements.

In the light of the knowledge and understanding of the Group and the Parent Company and its environment obtained in the course of the audit, we have not identified material misstatements in the Strategic report or the Directors' report.

We have nothing to report in respect of the following matters in relation to which the Companies Act 2006 requires us to report to you if, in our opinion:

- adequate accounting records have not been kept by the Parent Company, or returns adequate for our audit have not been received from branches not visited by us; or
- the Parent Company financial statements are not in agreement with the accounting records and returns; or
- certain disclosures of Directors' remuneration specified by law are not made; or
- we have not received all the information and explanations we require for our audit.

### Responsibilities of Directors

As explained more fully in the Director's responsibilities statement, the Directors are responsible for the preparation of the financial statements and for being satisfied that they give a true and fair view, and for such internal control as the Directors determine is necessary to enable the preparation of financial statements that are free from material misstatement, whether due to fraud or error.

In preparing the financial statements, the Directors are responsible for assessing the Group's and the Parent Company's ability to continue as a going concern, disclosing, as applicable, matters related to going concern and using the going concern basis of accounting unless the Directors either intend to liquidate the Group or the Parent Company or to cease operations, or have no realistic alternative but to do so.

# Interconnector Limited

## Independent Auditor's Report To The Members of Interconnector Limited (continued)

### Auditor's responsibilities for the audit of the financial statements

Our objectives are to obtain reasonable assurance about whether the financial statements as a whole are free from material misstatement, whether due to fraud or error, and to issue an auditor's report that includes our opinion. Reasonable assurance is a high level of assurance, but is not a guarantee that an audit conducted in accordance with ISAs (UK) will always detect a material misstatement when it exists. Misstatements can arise from fraud or error and are considered material if, individually or in the aggregate, they could reasonably be expected to influence the economic decisions of users taken on the basis of these financial statements.

#### *Extent to which the audit was capable of detecting irregularities, including fraud*

Irregularities, including fraud, are instances of non-compliance with laws and regulations. We design procedures in line with our responsibilities, outlined above, to detect material misstatements in respect of irregularities, including fraud. The extent to which our procedures are capable of detecting irregularities, including fraud is detailed below:

#### *Non-compliance with laws and regulations*

Based on:

- Our understanding of the Group and the industry in which it operates;
- Discussion with management and those charged with governance and internal legal counsel; and
- Obtaining an understanding of the Group's policies and procedures regarding compliance with laws and regulations;

we considered the significant laws and regulations to be the applicable accounting framework, the Companies Act 2006, tax legislation, Health and Safety Regulations and industry regulation from Ofgem and CREG.

The Group is also subject to laws and regulations where the consequence of non-compliance could have a material effect on the amount or disclosures in the financial statements, for example through the imposition of fines or litigations. We identified such laws and regulations to be the industry regulation from Ofgem and CREG.

Our procedures in respect of the above included:

- Review of minutes of meetings of those charged with governance for any instances of non-compliance with laws and regulations;
- Review of correspondence with tax authorities for any instances of non-compliance with laws and regulations;
- We have reviewed correspondence with OFGEM and CREG and held discussions with in-house legal counsel;
- Review of financial statement disclosures and agreeing to supporting documentation;
- Involvement of tax specialists in the audit;

# Interconnector Limited

## Independent Auditor's Report To The Members of Interconnector Limited (continued)

- Review of legal expenditure accounts to understand the nature of expenditure incurred; and
- We made enquiries of Management, those charged with governance and those responsible for legal and compliance procedures as to whether there was any correspondence from relevant regulators in so far as the correspondence related to financial statements.

### *Fraud*

We assessed the susceptibility of the financial statements to material misstatement, including fraud. Our risk assessment procedures included:

- Enquiry with management and those charged with governance regarding any known or suspected instances of fraud;
- Obtaining an understanding of the Group's policies and procedures relating to:
  - Detecting and responding to the risks of fraud; and
  - Internal controls established to mitigate risks related to fraud.
- Review of minutes of meetings of those charged with governance for any known or suspected instances of fraud;
- Discussion amongst the engagement team as to how and where fraud might occur in the financial statements; and
- Performing analytical procedures to identify any unusual or unexpected relationships that may indicate risks of material misstatement due to fraud.

Based on our risk assessment, we considered the areas most susceptible to fraud to be management bias in accounting estimates and posting inappropriate journal entries as well as to overstate the revenue recognised.

Our procedures in respect of the above included:

- We considered the processes and controls that the Group has established to address risks identified, or that otherwise prevent, deter and detect fraud and how management monitors those processes and controls;
- We challenged assumptions and judgements made by management in areas involving significant estimates, with the key sources of estimation identified as the valuation of property, plant and equipment and intangibles, accounting for the CREG liability and the decommissioning obligation;
- We performed substantive testing on account balances and transactions, which were considered to be a greater risk of susceptibility to fraud. This included revenue, where we checked a sample of transactions to supporting documentation and checked that revenue recognised was in line with contractual terms as well as a cash to revenue data analytic test. We have additionally selected a sample of transactions and ensured that cut off as at year end was appropriately accounted for; and
- We tested journal entries based on identified characteristics the audit team considered could be indicative of fraud based upon our knowledge of the business as well as a sample of non-risky journals by agreeing to supporting documentation.

# Interconnector Limited

## Independent Auditor's Report To The Members of Interconnector Limited (continued)

We also communicated relevant identified laws and regulations and potential fraud risks to all engagement team members who were all deemed to have appropriate competence and capabilities and remained alert to any indications of fraud or non-compliance with laws and regulations throughout the audit.

Our audit procedures were designed to respond to risks of material misstatement in the financial statements, recognising that the risk of not detecting a material misstatement due to fraud is higher than the risk of not detecting one resulting from error, as fraud may involve deliberate concealment by, for example, forgery, misrepresentations or through collusion. There are inherent limitations in the audit procedures performed and the further removed non-compliance with laws and regulations is from the events and transactions reflected in the financial statements, the less likely we are to become aware of it.

A further description of our responsibilities is available on the Financial Reporting Council's website at: <https://www.frc.org.uk/auditorsresponsibilities>. This description forms part of our auditor's report.

### Use of our report

This report is made solely to the Parent Company's members, as a body, in accordance with Chapter 3 of Part 16 of the Companies Act 2006. Our audit work has been undertaken so that we might state to the Parent Company's members those matters we are required to state to them in an auditor's report and for no other purpose. To the fullest extent permitted by law, we do not accept or assume responsibility to anyone other than the Parent Company and the Parent Company's members as a body, for our audit work, for this report, or for the opinions we have formed.

DocuSigned by:

*John Black*

EB3D238514FF4D8...

John Black (Senior Statutory Auditor)

For and on behalf of BDO LLP, Statutory Auditor

London, UK

19 March 2025

BDO LLP is a limited liability partnership registered in England and Wales (with registered number OC305127).

# Interconnector Limited

## Consolidated income statement

	Note	For the year ended 31 December 2024	For the year ended 31 December 2023
		£'000	£'000
<b>Continuing Operations</b>			
<b>Revenue</b>	3	<b>113,440</b>	131,102
Operating expenses		<b>(48,297)</b>	(65,132)
<b>Operating profit</b>	4	<b>65,143</b>	65,970
Finance income	7	<b>10,639</b>	9,961
Finance costs	8	<b>(12,345)</b>	(10,795)
<b>Profit before taxation</b>		<b>63,437</b>	65,136
Tax expense	9	<b>(14,336)</b>	(17,284)
<b>Profit for the year</b>		<b>49,101</b>	47,852
<b>Profit for the year attributable to:</b>			
Owners of the parent		<b>48,987</b>	47,750
Non-controlling interests		<b>114</b>	102
<b>Consolidated profit for the year</b>		<b>49,101</b>	47,852

The notes on pages 33 to 93 are an integral part of these consolidated financial statements.

# Interconnector Limited

## Consolidated statement of comprehensive income

Note	For the year ended 31 December 2024	For the year ended 31 December 2023
	£'000	£'000
<b>Profit for the year</b>	<b>49,101</b>	47,852
<b>Other comprehensive income</b>		
<b>Items that may be reclassified subsequently to profit or loss:</b>		
Currency translation differences	(297)	(121)
<b>Items that will not be reclassified to profit and loss:</b>		
Changes in the fair value of equity investments at fair value through other comprehensive income	-	(24)
<b>Other comprehensive (loss) / income for the year</b>	<b>(297)</b>	(145)
<b>Total comprehensive income for the year</b>	<b>48,804</b>	47,707
<b>Total comprehensive income for the year attributable to:</b>		
Owners of the parent	48,690	47,605
Non-controlling interests	114	102
<b>Total comprehensive income for the year</b>	<b>48,804</b>	47,707

The notes on pages 33 to 93 are an integral part of these consolidated financial statements.

# Interconnector Limited

## Consolidated statement of financial position

	Note	31 December 2024	31 December 2023 Restated see note 36
		£'000	£'000
<b>Assets</b>			
<b>Non-current assets</b>			
Property, plant, and equipment	11	77,403	74,062
Intangible assets	12	19,174	21,828
Financial assets at fair value through other comprehensive income	13	-	24
Financial assets at amortised cost	15	-	18,481
		<b>96,577</b>	<b>114,395</b>
<b>Current assets</b>			
Inventory	18	1,980	1,674
Financial assets at amortised cost	15	17,634	16,692
Current tax asset		2,145	387
Trade and other receivables	17	18,104	21,473
Cash and cash equivalents	33	158,533	156,801
Short term investment	35	25,000	-
		<b>223,396</b>	<b>197,027</b>
<b>Total assets</b>		<b>319,973</b>	<b>311,422</b>
<b>Liabilities</b>			
<b>Non-current liabilities</b>			
Lease liabilities	19	(14,929)	(31,755)
Deferred income tax liabilities	20	(3,009)	(4,967)
Regulatory liabilities	30	(195,837)	(161,926)
		<b>(213,775)</b>	<b>(198,648)</b>
<b>Current liabilities</b>			
Lease liabilities	19	(17,522)	(16,523)
Trade and other payables	23	(40,292)	(53,720)
Derivative financial instruments	22	(47)	(122)
Provision for other liabilities and charge	34	(5,000)	-
Regulatory liabilities	30	(11,450)	(9,237)
		<b>(74,311)</b>	<b>(79,602)</b>
<b>Total liabilities</b>		<b>(288,086)</b>	<b>(278,250)</b>
<b>Net assets</b>		<b>31,887</b>	<b>33,172</b>

# Interconnector Limited


## Consolidated statement of financial position (continued)

	Note	31 December 2024	31 December 2023
		£'000	£'000
<b>Equity attributable to:</b>			
<b>Owners of the parent</b>			
Share capital	24	12,755	12,755
Other reserves	25	(92)	205
Retained earnings		17,856	18,958
		<b>30,519</b>	<b>31,918</b>
<b>Non-controlling interests</b>		<b>1,368</b>	<b>1,254</b>
<b>Total equity</b>		<b>31,887</b>	<b>33,172</b>

The notes on pages 33 to 93 are an integral part of these consolidated financial statements.

The financial statements on pages 23 to 93 were approved by the Board of Directors on 19 March 2025 and were signed on its behalf by:

Ben De Waele  
 Director  
 19 March 2025



B. DE WAELE

# Interconnector Limited

## Consolidated statement of changes in equity

	Share capital	Other reserves	Retained earnings	Non-controlling interests	Total equity
	£'000	£'000	£'000	£'000	£'000
<b>1 January 2023</b>	<b>12,755</b>	<b>350</b>	<b>71,386</b>	<b>1,152</b>	<b>85,643</b>
Profit for the period	-	-	47,750	102	47,852
Other comprehensive income for the period	-	(145)	-	-	(145)
<b>Total comprehensive income for the period</b>	<b>-</b>	<b>(145)</b>	<b>47,750</b>	<b>102</b>	<b>47,707</b>
<b>Distributions to owners</b>					
Dividends (note 10)	-	-	(100,178)	-	(100,178)
<b>31 December 2023</b>	<b>12,755</b>	<b>205</b>	<b>18,958</b>	<b>1,254</b>	<b>33,172</b>
Profit for the year	-	-	48,987	114	49,101
Other comprehensive income for the year	-	(297)	-	-	(297)
<b>Total comprehensive income for the year</b>	<b>-</b>	<b>(297)</b>	<b>48,987</b>	<b>114</b>	<b>48,804</b>
<b>Distributions to owners</b>					
Dividends (note 10)	-	-	(50,089)	-	(50,089)
<b>31 December 2024</b>	<b>12,755</b>	<b>(92)</b>	<b>17,856</b>	<b>1,368</b>	<b>31,887</b>

# Interconnector Limited

## Consolidated statement of cash flows

	Note	For the year ended 31 December 2024	For the year ended 31 December 2023
		£'000	£'000
<b>Cash flows from operating activities</b>			
Cash generated from operations	26	102,901	123,149
Income taxes		(17,582)	(14,839)
<b>Net cash generated from operating activities</b>		<b>85,319</b>	<b>108,310</b>
<b>Cash flows from investing activities</b>			
Interest received		10,365	9,767
Purchase of property, plant, and equipment		(16,954)	(17,826)
Purchase of intangible assets		(59)	(23,411)
Short Term Investments	35	(25,000)	-
Repayment of other financial assets at amortised cost		15,927	15,042
Dividend income		32	32
<b>Net cash used in investing activities</b>		<b>(15,689)</b>	<b>(16,396)</b>
<b>Cash flows from financing activities</b>			
Equity dividends paid	10	(50,089)	(100,178)
Capital element of finance lease		(16,034)	(16,803)
Interest element of finance lease		(2,182)	(3,134)
Interest paid		(42)	(702)
<b>Net cash used in financing activities</b>		<b>(68,347)</b>	<b>(120,817)</b>
<b>Net increase / (decrease) in cash and cash equivalents</b>		<b>1,283</b>	<b>(28,903)</b>
Cash and cash equivalents at beginning of the year		156,801	185,874
Exchange gains / (losses) on cash and cash equivalents		449	(170)
<b>Cash and cash equivalents at end of the year</b>		<b>158,533</b>	<b>156,801</b>

# Interconnector Limited

## Company statement of financial position

	Note	31 December 2024	31 December 2023 Restated see note 36
<b>Assets</b>		<b>£'000</b>	<b>£'000</b>
<b>Non-current assets</b>			
Property, plant, and equipment	11	71,430	69,229
Intangible assets	12	19,174	21,828
Financial assets at fair value through other comprehensive income	13	-	24
Investments in subsidiaries	14	49	49
Financial assets at amortised cost	15	1,056	18,533
		<b>91,709</b>	<b>109,663</b>
<b>Current assets</b>			
Inventory	18	1,980	1,674
Financial assets at amortised cost	15	21,754	20,513
Current tax asset		2,183	422
Trade and other receivables	17	13,984	17,377
Cash and cash equivalents	33	158,379	156,334
Short term investment	35	25,000	-
		<b>223,280</b>	<b>196,320</b>
<b>Total assets</b>		<b>314,989</b>	<b>305,983</b>
<b>Liabilities</b>			
<b>Non-current liabilities</b>			
Obligations under finance leases	19	(14,929)	(31,755)
Deferred income tax liabilities	20	(3,021)	(5,003)
Regulatory liabilities	30	(195,837)	(161,926)
		<b>(213,787)</b>	<b>(198,684)</b>
<b>Current liabilities</b>			
Obligations under finance leases	19	(17,522)	(16,523)
Trade and other payables	23	(41,978)	(54,518)
Derivative financial instruments	22	(47)	(122)
Provision for other liabilities and charge	34	(5,000)	-
Regulatory liabilities	30	(11,450)	(9,237)
		<b>(75,997)</b>	<b>(80,400)</b>
<b>Total liabilities</b>		<b>(289,784)</b>	<b>(279,084)</b>
<b>Net assets</b>		<b>25,205</b>	<b>26,899</b>

# Interconnector Limited

## Company statement of financial position (continued)

	Note	31 December 2024	31 December 2023
		£'000	£'000
<b>Equity</b>			
Share capital	24	12,755	12,755
Other reserves	25	(198)	(169)
<hr/>			
Retained earnings			
At beginning of the year		14,313	67,247
Profit for the year attributable to the owners		48,424	47,244
Other changes in retained earnings		(50,089)	(100,178)
<hr/>			
At end of the year		12,648	14,313
<hr/>			
<b>Total Equity</b>		<b>25,205</b>	<b>26,899</b>

As permitted by Section 408 of the Companies Act 2006, the company's income statement has not been presented separately in these financial statements. The results of the company for the year ended 31 December 2024 show a profit for the year £48.4million (2023: £47.2million)

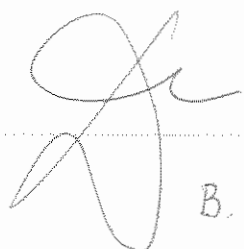
The notes on pages 33 to 93 are an integral part of these consolidated financial statements.

The financial statements on pages 23 to 93 were approved by the Board of Directors on **19 March 2025** and were signed on its behalf by:

Ben De Waele  
Director

19/03/ 2025

Company Registration Number: **2989838**

  
B. DE WAELE

# Interconnector Limited

## Company statement of changes in equity

	Share capital	Other reserves	Retained earnings	Total equity
	£'000	£'000	£'000	£'000
<b>1 January 2023</b>	<b>12,755</b>	<b>(140)</b>	<b>67,247</b>	<b>79,862</b>
Profit for the period	-	-	47,244	47,244
Other comprehensive income for the period	-	(29)	-	(29)
<b>Total comprehensive income for the period</b>	<b>-</b>	<b>(29)</b>	<b>47,244</b>	<b>47,215</b>
<b>Distributions to owners</b>				
Dividends (note 10)	-	-	(100,178)	(100,178)
<b>31 December 2023</b>	<b>12,755</b>	<b>(169)</b>	<b>14,313</b>	<b>26,899</b>
Profit for the year	-	-	48,424	48,424
Other comprehensive income for the year	-	(29)	-	(29)
<b>Total comprehensive income for the year</b>	<b>-</b>	<b>(29)</b>	<b>48,424</b>	<b>48,395</b>
<b>Distributions to owners</b>				
Dividends (note 10)	-	-	(50,089)	(50,089)
<b>31 December 2024</b>	<b>12,755</b>	<b>(198)</b>	<b>12,648</b>	<b>25,205</b>

# Interconnector Limited

## Company statement of cash flows

	Note	For the year ended 31 December 2024	For the year ended 31 December 2023
		£'000	£'000
<b>Cash flows from operating activities</b>			
Cash generated from operations	26	102,968	123,349
Income taxes		(17,400)	(14,700)
<b>Net cash generated from operating activities</b>		<b>85,568</b>	<b>108,649</b>
<b>Cash flows from investing activities</b>			
Dividends from subsidiaries & associates		32	32
Interest received		10,331	9,635
Purchase of property, plant, and equipment		(16,954)	(17,825)
Purchase of intangible assets		(59)	(23,411)
Short Term Investment	35	(25,000)	-
Repayment of other financial assets at amortised cost		16,023	15,059
<b>Net cash generated from investing</b>		<b>(15,627)</b>	<b>(16,510)</b>
<b>Cash flows from financing activities</b>			
Intercompany loans repaid		-	-
Equity dividends paid	10	(50,089)	(100,178)
Capital element of finance lease		(16,034)	(16,803)
Interest element of finance lease		(2,182)	(3,134)
Interest paid		(42)	(702)
<b>Net cash used in financing activities</b>		<b>(68,347)</b>	<b>(120,817)</b>
<b>Net increase / (decrease) in cash and cash equivalents</b>		<b>1,594</b>	<b>(28,678)</b>
Cash and cash equivalents at beginning of the year		156,334	185,172
Exchange gains / (losses) on cash and cash equivalents		451	(160)
<b>Cash and cash equivalents at end of the year</b>		<b>158,379</b>	<b>156,334</b>

# Interconnector Limited

## Notes to the financial statements

### 1 General information

Interconnector Limited ("the company") and its subsidiaries (together, "the group") operate a subsea gas pipeline and terminal facilities to provide bi-directional gas transportation and ancillary services between the UK and continental European energy markets.

The company is a private company limited by shares, registered, and domiciled in England & Wales. The address of its registered office is 15-16 Buckingham Street, London, WC2N 6DU, United Kingdom.

### 2 Accounting policies

#### Basis of preparation

The consolidated financial statements of the group and the financial statements of the Company have been prepared in accordance with International Financial Reporting Standards UK ("IFRS UK") and IFRS Interpretations Committee interpretations and in conformity with the requirements of the Companies Act 2006. The consolidated and separate financial statements have been prepared under the historical cost convention, except for the measurement of certain financial assets and liabilities (including derivative instruments) which have been measured at fair value.

Interconnector Leasing Company Limited (registered number 02426011), a subsidiary of INT, is exempt from preparing individual accounts under section 394A of the Companies Act 2006 and from filing individual accounts under section 448A of the Companies Act 2006.

The Company has taken advantage of the exemption provided under Section 408 of the Companies Act 2006 not to publish the individual income statement and related notes.

The preparation of financial statements in conformity with IFRS requires the use of certain critical accounting estimates. It also requires management to exercise its judgement in the process of applying the group's accounting policies. The areas involving a higher degree of judgement or complexity, or areas where assumptions and estimates are significant to the consolidated financial statements are disclosed below.

#### New standards, amendments, and interpretations

The group has applied the following standards and amendments for the first time for their annual reporting period commencing 1 January 2024:

- IFRS S1 – General Requirements for Disclosure of Sustainability-related Financial Information
- IFRS S2 – Climate-related Disclosures
- Classification of Liabilities as Current or Non-current (Amendments to IAS 1)
- Lease Liability in a Sale and Leaseback (Amendments to IFRS 16)
- Supplier Finance Arrangements (Amendments to IAS 7 and IFRS 7)

The amendments listed above did not have any impact on the amounts recognised in prior periods and are not expected to significantly affect the current or future periods.

# Interconnector Limited

## Notes to the financial statements

### 2 Accounting policies (continued)

#### **New standards, amendments and interpretations not yet adopted**

Certain new accounting standards and interpretations have been published that are not mandatory for 31 December 2024 reporting periods and have not been early adopted by the group. These standards are not expected to have a material impact on the entity in the current or future reporting periods and on foreseeable future transactions.

#### **Going concern**

The company sells capacity in a short-term market as a "merchant" asset. Demand for capacity, and therefore revenues, is usually seasonal in nature and is volatile. There may be periods of low demands from time to time.

The company's modelling confirms that the company should generate sufficient cashflow to meet the group's obligations during the next 12 months from signing date, which is the usual horizon to evaluate a company's Going concern.

The directors are confident that due to the strategic importance of the asset, and the unique function that it performs for the market, there will be sufficient demand for capacity to generate sufficient revenues to maintain the group as a going concern. Therefore, the directors believe that the group is well placed to manage its business risks successfully.

The group and the company are showing net assets of £31.9 million and £25.2 million respectively (2023 Group £33.2 million and Company £26.9 million). The Board of directors approved a mid-term view of revenues for the group based on the current supply/demand and pricing situation on the market. The plan generates sufficient cashflows to be able to meet the group's obligations in the next 12 months.

The group has also prepared reasonable downside scenarios to identify the level of revenues required to generate sufficient cashflows to be able to meet group's obligations in the next 12 months. The required level of revenues has already been achieved.

The directors, having assessed the principal risks facing the company and giving due consideration to the profitability of the business and the cash flow required to meet its ongoing obligations, consider it appropriate to prepare the financial statements on a going concern basis.

# Interconnector Limited

## Notes to the financial statements

### 2 Accounting policies (continued)

#### **Basis of consolidation**

The group financial statements consolidate the financial statements of the company and all its subsidiary undertakings. Subsidiaries are all entities over which the group has control. The group controls an entity when the group is exposed to, or has rights to, variable returns from its involvement with the entity and has the ability to affect those returns through its power over the entity. Subsidiaries are fully consolidated from the date on which control is transferred to the group. The consolidation stops from the date that control ceases. The consolidation is based on uniform accounting policies across all group companies in all material respects, and the elimination of intra-group transactions.

#### **Non-controlling interests**

The group applies the acquisition method to account for business combinations. Non-controlling interests are recognised on an acquisition-by-acquisition basis, either at fair value or at the non-controlling interest's proportionate share of the recognised amounts of the acquiree's identifiable net assets.

#### **Critical accounting estimates and judgements**

The group prepares its consolidated financial statements in accordance with UK adopted IFRS, the application of which often requires judgements to be made by management when formulating the group's financial position and results. Under IFRS, the directors are required to adopt those accounting policies most appropriate to the group's circumstances for the purpose of presenting fairly the group's financial position, financial performance, and cash flows.

In determining and applying accounting policies, judgement is often required in respect of items where the choice of specific policy, accounting estimate or assumption to be followed could materially affect the reported results or net asset position of the group; it may later be determined that a different choice would have been more appropriate.

A discussion of the critical accounting estimates is provided below and should be read in conjunction with the disclosure of the group's significant IFRS accounting policies provided in the notes to the consolidated financial statements.

#### **Estimation of the useful life of the UK and the Belgian terminals**

The useful life used to depreciate property, plant and equipment relates to management's estimate of the period over which economic benefit will be derived from the asset. Assets held under leases are depreciated over their expected useful lives on the same basis as owned assets. However, when there is no reasonable certainty that ownership will be obtained by the end of the lease term, the assets are depreciated over the shorter of the lease term and their useful lives. The estimated useful life for the UK and the Belgian terminals was 20 years to 2025 based on the initial contractual lease terms.

# Interconnector Limited

## Notes to the financial statements

### 2 Accounting policies (continued)

#### Critical accounting estimates and judgements (continued)

Estimation of the useful life of the UK and the Belgian terminals (continued)

The group assessed useful life of its assets and the probability of the assets being used after the primary period of the lease expires in 2025. As a result of this assessment the group decided to extend useful life of its assets to 2030. The group also recognised the lease purchase option as a liability with an equal increase in the right of use asset. The change was applied prospectively from 1 January 2022.

Management will continue to reassess useful economic life of the assets every year. In December 2023, the purchase option for the assets leased by Fluxys Belgium has been exercised.

Carrying values of property, plant, and equipment

Management consider that the group's assets comprise a single, integrated, cash generating unit as the cash inflows generated by the group's assets are interdependent. The recoverable amount of the integrated unit is assessed by reference to the higher of value in use (being the net present value of expected future cash flows of the integrated unit) and fair value less cost of disposal. The value in use calculation uses cash flow projections based on revenues from the provision of gas capacity.

Consolidation of structured entities

The group holds a 25% interest in FL Zeebrugge NV ("FLZ"), a structured entity which leases certain assets at the Belgian terminal to the group company Interconnector Zeebrugge Terminal BV ("IZT"). The group holds bonds issued by FLZ ("FLZ bond") to finance construction of the leased assets. The balance of the financing was provided to FLZ by a loan from an affiliate of BNP Paribas Fortis, the holder of the remaining 75% interest in FLZ. The group has a purchase option over the leased assets exercisable in 2025.

Management has concluded that FLZ is a structured entity which the group does not have control over and does not have sufficient exposure to variable returns, via its interest in FLZ, to be able to consolidate this entity. Further disclosures are given in note 16.

Decommissioning obligation

The company has potential obligations under UK and Belgian legislation to decommission the pipeline and terminal assets at the end of their service life which is currently estimated to be in 2098. Estimating the future cost of decommissioning requires significant management judgement. Given the length of time before these costs are anticipated to be incurred, there is considerable uncertainty over the nature of the regulations that will prevail, and the cost of the resources required. Accordingly, a contingent liability has been disclosed as at 31 December 2024 for the potential obligation. Further disclosures are given in note 29.

# Interconnector Limited

## Notes to the financial statements

### 2 Accounting policies (continued)

#### Critical accounting estimates and judgements (continued)

##### Rate used to measure lease liabilities

Lease payments are discounted using the interest rate implicit in the lease. If that rate cannot be readily determined, the group's incremental borrowing rate is used, being the rate that the group would have to pay to borrow the funds necessary to obtain an asset of similar value to the right-of-use asset in a similar economic environment with similar terms, security and conditions.

To determine the incremental borrowing rate, the group:

- where possible, uses recent third-party financing received by the individual lessee as a starting point, adjusted to reflect changes in financing conditions since third party financing was received
- uses a build-up approach that starts with a risk-free interest rate adjusted for credit risk for leases held by INT, which does not have recent third-party financing, and
- makes adjustments specific to the lease, e.g. term, country, currency and security.

##### Regulatory liability

The group has a regulatory liability, which is further explained in the accounting policies and Note 30 to the financial statements. In the absence of a specific IFRS for regulatory liabilities, management has exercised judgment to develop an appropriate accounting policy, as described in these financial statements.

Previously, the regulatory liability was classified as non-current, as management anticipated that the group's profits in the next 12 months would not be lower than the ceiling set within the financial control framework, preventing the liability from unwinding. However, following a decision received from CREG in July 2023, which allows for 50% of CAPEX expenses to be used to unwind the liability, the company has reassessed its classification.

Based on the board-approved CAPEX plan for 2025, a portion of the liability will now be presented as current to reflect the expected utilisation in the next 12 months. The 2023 financial statement presentation has also been updated for consistency. The classification of the remaining regulatory liability as non-current remains based on the forecasted results for the 2023 financial year and the financial control framework (B) 1654/1 decision dated 21 December 2017, which outlines the mechanism for utilising the fund.

# Interconnector Limited

## Notes to the financial statements

### 2 Accounting policies (continued)

#### Critical accounting estimates and judgements (continued)

##### Intangible assets

###### Goodwill

Goodwill arises on the acquisition of subsidiaries and represents the excess of the consideration transferred over the group's interest in net fair value of the net identifiable assets, liabilities, and contingent liabilities of the acquiree. Goodwill arising on acquisition of subsidiaries is capitalised as an intangible asset.

Following initial recognition, goodwill is measured at cost less any impairment losses. Goodwill impairment reviews are undertaken annually or more frequently if events or changes in circumstances indicate a potential impairment. Any impairment would be recognised immediately as an expense and is not subsequently reversed.

###### Emissions allowances

Emissions allowances are recognised as intangible assets. Purchased emissions allowances are initially recognised at cost. Emissions allowances granted are initially recognised at the market price of the allowances on the date of receipt, with a corresponding recognition of deferred income. All emissions allowances are periodically tested for impairment. Deferred income is amortised on the basis of the volume of actual emissions. A liability, corresponding with the obligation to surrender allowances, is recognised based on actual measured emissions valued at the carrying amount of the emissions allowances held, or the current market price for any shortfall. The liability is discharged on the annual surrender of emissions allowances.

In line with the Withdrawal Agreement between the UK and the European Union, the UK remained in the EU Emissions Trading System (EU ETS) until 31 December 2020. The company no longer has a right to receive allowances or has any obligations under the EU scheme. Allowances can be used within the group to offset emissions at IZT.

The company still holds some EU ETS allowances. There is an active market for EU ETS, and the market price at balance sheet date was higher than cost. Hence, there are no indicators for impairment.

The UK government implemented its UK emission scheme from 1 January 2021. The company receives a limited amount of allocation annually and has an obligation to surrender allowances based on the actual measured emissions. The company follows the same accounting policy for UK emissions scheme as it did for the EU scheme.

# Interconnector Limited

## Notes to the financial statements

### 2 Accounting policies (continued)

#### Intangible assets (continued)

##### Computer software and IT development costs

Costs associated with maintaining software programmes are recognised as an expense as incurred. An intangible asset is recognised as an asset if it is probable that future economic benefits attributable to the asset will flow to the entity and if the cost of the asset can be measured reliably. Capitalised development costs are recorded as intangible assets and amortised from the point at which the asset is ready for use. Computer software and IT development costs are amortised on a straight-line basis over their useful lives.

The expected life for this purpose is:

	<b>Years</b>
Computer software and IT development costs	3

#### Property, Plant, and equipment

The subsea pipeline and the compression terminal assets in Bacton in the UK and in Zeebrugge in Belgium are stated at historical cost, net of accumulated depreciation. Cost includes the original purchase price of the asset and the costs attributable to bringing the asset to its working condition for its intended useful life.

The group capitalises subsequent expenditure on property, plant, and equipment if it meets the capitalisation accounting criteria per IAS16 paragraph 7:

- it is probable that future economic benefits associated with the item will flow to the entity; and
- the cost of the item can be measured reliably.

The carrying amount of any component accounted for as a separate asset is derecognised when replaced. All other repairs and maintenance are charged to the statement of comprehensive income during the reporting period in which they are incurred.

With the exception of freehold land (which is not depreciated), depreciation for assets in use is calculated so as to write off their cost, less their estimated residual values, on a straight-line basis over the expected useful economic lives of the assets concerned.

The expected lives for this purpose are:

	<b>Years</b>
UK terminal and pipeline	25-50
Belgium terminal	25
Other UK infrastructure assets	3-25
Other assets	3-10

The expected useful lives of property, plant and equipment are reviewed on an annual basis.

# Interconnector Limited

## Notes to the financial statements

### 2 Accounting policies (continued)

#### Property, plant, and equipment (continued)

##### Assets under construction

Expenditure on the construction, installation, or completion of infrastructure assets such as replacement of parts of the plant or major overhauls is capitalised within property, plant and equipment and intangible assets as asset under construction according to nature. When development / installation is completed, it is transferred to a relevant category of assets within Property, Plant and Equipment or Intangible assets. Assets in the course of construction are not depreciated until they are available for use.

##### Spare parts inventory

Spare parts inventory is held at the Bacton and Zeebrugge terminals. As the group's spare parts inventory have a long shelf life and are expected to be used during more than one year, they are recognised within property, plant, and equipment as part of other assets. They are valued at cost which is expensed when the parts are installed.

##### Static gas

Static gas is the minimum volume of gas that has to be kept in the pipeline for it to operate, which cannot be extracted out. The static gas is accounted for as a fixed asset and is depreciated over 50 years.

#### Inventory

The volume of pipeline gas in excess of the minimum gas volume (static gas) is treated as operating inventory and is classified as inventory within current assets - gas inventory. It is necessary to maintain gas inventory above the minimum level in order to achieve fuel efficiency. Operating gas inventory is also used to cover gas shrinkage / gains and as a compressor fuel.

Additions to operating inventory are accounted for at purchase price and usage is accounted at weighted average price. If the gas market price falls below the weighted average price, an impairment is recorded to bring the weighted average price to match the market price. The impairment is reversed to the extent of a previously recorded impairment i.e. gas inventory will be valued at the lower of cost and market price.

#### Cash and cash equivalents

In the statement of cash flows, cash and cash equivalents include cash in hand, deposits held at call with banks and other short-term highly liquid investments with original maturities of three months or less.

Additionally, cash pooling arrangements that meet the criteria for cash and cash equivalents—where balances are legally and practically available for use by the group without restriction—are presented as part of cash and cash equivalents. These arrangements typically involve centrally managed group cash balances, where funds can be freely transferred among participating entities to optimise liquidity.

# Interconnector Limited

## Notes to the financial statements

### 2 Accounting policies (continued)

#### Cash and cash equivalents (continued)

The IAA contract outlines credit rating requirements for all customers. If not fulfilled, customers must provide a cash deposit for three months of estimated capacity purchases. Customer deposits are restricted and are included in the company's and group's cash flows. A corresponding liability is recognised within trade and other payables.

#### Investments and other financial assets

##### Classification

The group classifies its financial assets in the following categories:

- those to be measured subsequently at fair value (either through other comprehensive income (OCI) or through profit or loss); and
- those to be measured at amortised cost.

The classification depends on the company's business model for managing financial assets and the contractual terms of the cash flows.

For assets measured at fair value, gains and losses will either be recorded in profit or loss or OCI. For investments in equity instruments that are not held for trading, this will depend on whether the group has made an irrevocable election at the time of initial recognition to account for the equity investment at fair value through other comprehensive income (FVOCI).

The group reclassifies debt investments when and only when its business model for managing those assets changes.

##### Recognition & derecognition

Regular way purchases and sales of financial assets are recognised on trade-date, that is, the date on which the group commits to purchase or sell the asset. Financial assets are derecognised when the rights to receive cash flows from the financial assets have expired or have been transferred and the group has transferred substantially all the risks and rewards of ownership.

##### Measurement

At initial recognition, the group measures a financial asset at its fair value plus, in the case of a financial asset not at fair value through profit or loss (FVPL), transaction costs that are directly attributable to the acquisition of the financial asset. Transaction costs of financial assets carried at FVPL are expensed in profit or loss.

Financial assets with embedded derivatives are considered in their entirety when determining whether their cash flows are solely payment of principal and interest.

# Interconnector Limited

## Notes to the financial statements

### 2 Accounting policies (continued)

#### Investments and other financial assets (continued)

##### Debt instruments

Subsequent measurement of debt instruments depends on the group's business model for managing the asset and the cash flow characteristics of the asset. There are three measurement categories into which the group classifies its debt instruments:

- **Amortised cost:** Assets that are held for collection of contractual cash flows where those cash flows represent solely payments of principal and interest are measured at amortised cost. Interest income from these financial assets is included in finance income using the effective interest rate method. Any gain or loss arising on derecognition is recognised directly in profit or loss and presented in other gains/(losses) together with foreign exchange gains and losses. Impairment losses are presented as a separate line item in the statement of profit or loss.
- **FVOCI:** Assets that are held for collection of contractual cash flows and for selling the financial assets, where the assets' cash flows represent solely payments of principal and interest, are measured at FVOCI. Movements in the carrying amount are taken through OCI, except for the recognition of impairment gains or losses, interest income and foreign exchange gains and losses which are recognised in profit or loss. When the financial asset is derecognised, the cumulative gain or loss previously recognised in OCI is reclassified from equity to profit or loss and recognised in other gains/(losses). Interest income from these financial assets is included in finance income using the effective interest rate method. Foreign exchange gains and losses are presented in other gains/(losses) and impairment expenses are presented as separate line item in the statement of profit or loss.
- **FVPL:** Assets that do not meet the criteria for amortised cost or FVOCI are measured at FVPL. A gain or loss on a debt investment that is subsequently measured at FVPL is recognised in profit or loss and presented net within other gains/(losses) in the period in which it arises.

##### Equity instruments

The group subsequently measures all equity investments at fair value. Where the group's management has elected to present fair value gains and losses on equity investments in OCI, there is no subsequent reclassification of fair value gains and losses to profit or loss following the derecognition of the investment. Dividends from such investments continue to be recognised in profit or loss as other income when the group's right to receive payments is established. The group's only equity investment is its investment in FLZ, which it has elected to classify as an asset measured at FVOCI. Equity investments in subsidiaries in the company financial statements are accounted for in accordance with the policy "Investments in subsidiaries".

# Interconnector Limited

## Notes to the financial statements

### 2 Accounting policies (continued)

#### Investments and other financial assets (continued)

##### Impairment

The group assesses on a forward-looking basis the expected credit losses associated with its debt instruments carried at amortised cost and FVOCI. The impairment methodology applied depends on whether there has been a significant increase in credit risk.

For trade receivables, the group applies the simplified approach permitted by IFRS 9, which requires expected lifetime losses to be recognised from initial recognition of the receivables.

##### Regulatory liability

Interconnector Limited is regulated by Ofgem in the UK and CREG in Belgium. In December 2017 CREG adopted a tariff methodology to be used by Interconnector Limited whereby two ceilings are defined in relation to net profit after tax: cumulatively over the regulatory period, the net profit after tax must not exceed the higher ceiling, and a system of profit sharing is provided for the part of the net result that exceeds the lower ceiling. It is a multi-annual system which ensures that any surpluses will be entered to the balance sheet so that they are not distributed to shareholders except to the extent that the net result after tax does not exceed the lower ceiling. However, any deficits cannot be recovered except to the extent that the lower ceiling is exceeded.

In the absence on an IFRS standard which specifically applies to the treatment of these regulatory deferral accounts, management referred to the requirements of IFRSA 14 and the Conceptual Framework for Financial Reporting alongside the latest changes in the IASB project on Rate-regulated Activities to develop the following accounting policy which is also in line with parent company, Fluxys:

- The equalisation account is positive when the net result exceeds the regulatory threshold. In that case, a liability is recognised in the statement of financial position with respect to the group's obligation to deduct an amount from the tariffs to be charged to customers in future periods because the total allowed compensation for goods or services already supplied is lower than the amount from already charged to customers, or excess revenue has been generated due to higher volumes than initially estimated (regulatory liability). The opposite debit entry to this adjustment is a non-IFRS 15 adjustment to revenue which is presented within note 3 to these financial statements.

The regulatory liability is released to the income statement in subsequent periods as a non-IFRS 15 adjustment to revenue where the unwind of the liability relates to reductions in tariffs. In accordance with the financial control framework set by CREG, the regulatory liability may also be released, at the decision of CREG, for the group to invest in qualifying capital expenditure. If the decision is made by CREG to release the company from some or all of the liability to enable it to invest in capital expenditure, the Group has followed the guidance in IAS 20 Government Grants to

# Interconnector Limited

## Notes to the financial statements

### 2 Accounting policies (continued)

#### Investments and other financial assets (continued)

offset the amount of the liability the group has been released from directly against the assets acquired i.e. the value of the additions to property, plant and equipment will be net of the amount CREG has decided to release the group from the regulatory liability.

- The equalisation account is negative when cumulative net result from the beginning of the 4-year regulatory period is below the regulatory threshold. In that case, no adjustment is recognised in the accounts as it would constitute a receivable which cannot be recovered.

The amount in the regulatory deferral accounts is reported on an annual basis and assessed by the regulator. Further disclosures are given in note 30.

#### Investments in subsidiaries

In the company statement of financial position, investments in subsidiaries are stated individually at cost less a provision for any permanent diminution in value.

#### Trade and other payables

Trade payables are obligations to pay for goods and services that have been acquired from suppliers in the ordinary course of business. Trade and other payables are recognised at payment or settlement amounts, which are not materially different from their fair value.

#### Derivative financial instruments and hedging activities

The group uses derivative financial instruments to hedge its exposure to exchange rate and interest rate risks.

Derivatives are initially recognised at fair value on the date a derivative contract is entered into and are subsequently re-measured at their fair value.

The full fair value of a hedging derivative is classified as a non-current asset or liability when the remaining maturity of the hedged item is more than 12 months, and as a current asset or liability when the remaining maturity is less than 12 months.

The group does not trade in derivatives.

#### Leases

The group leases plant, equipment, and an office.

Contracts may contain both lease and non-lease components. The group allocates the consideration in the contract to the lease and non-lease components based on their relative stand-alone prices.

# Interconnector Limited

## Notes to the financial statements

### 2 Accounting policies (continued)

#### Leases (continued)

Assets and liabilities arising from a lease are initially measured on a present value basis. Lease liabilities include the net present value of the following lease payments:

- fixed payments (including in-substance fixed payments), less any lease incentives receivable
- variable lease payment that are based on an index or a rate, initially measured using the index or rate as at the commencement date
- amounts expected to be payable by the group under residual value guarantees
- the exercise price of a purchase option if the group is reasonably certain to exercise that option, and
- payments of penalties for terminating the lease, if the lease term reflects the group exercising that option.

Lease payments to be made under reasonably certain extension options are also included in the measurement of the liability.

The group is exposed to potential future increases in variable lease payments based on an index or rate, which are not included in the lease liability until they take effect. When adjustments to lease payments based on an index or rate take effect, the lease liability is reassessed and adjusted against the right-of-use asset.

Lease payments are allocated between principal and finance cost. The finance cost is charged to profit or loss over the lease period so as to produce a constant periodic rate of interest on the remaining balance of the liability for each period.

Right-of-use assets are measured at cost comprising the following:

- the amount of the initial measurement of lease liability
- any lease payments made at or before the commencement date less any lease incentives received
- any initial direct costs, and
- restoration costs.

Right-of-use assets are generally depreciated over the shorter of the asset's useful life and the lease term on a straight-line basis. If the group is reasonably certain to exercise a purchase option, the right-of-use asset is depreciated over the underlying asset's useful life.

Payments associated with short-term leases of equipment and all leases of low-value assets are recognised on a straight-line basis as an expense in profit or loss. Short-term leases are leases with a lease term of 12 months or less.

#### Finance costs

Finance costs are recognised in profit or loss in the period in which they are incurred.

# Interconnector Limited

## Notes to the financial statements

### 2 Accounting policies (continued)

#### Impairment of non-financial assets

An impairment loss is recognised when the carrying amount of a non-financial asset exceeds its recoverable amount. The recoverable amount is the higher of the asset's fair value less costs of disposal and value in use.

#### Revenue recognition

The group operates the Transportation System and has an obligation to give access to the Transportation Services to customers who sign contracts. All group customers must sign a contract prior to transacting with the group. The group uses one type of contract, standard for all customers: the Interconnector Access Agreement (IAA). Customers get an allocated capacity in a period they booked capacity for, in return for a 'ship-or-pay' payment obligation. A share of the pipeline capacity is identified in volume and is not physically distinct.

Revenue is measured at the fair value of the consideration received or receivable. IAA revenue represents amounts receivable in accordance with contractual terms based on the provision of pipeline capacity based on standard tariffs. The price of the capacity products sold to the IAA customers is defined at the capacity auctions, for which the base (minimum) prices are published on INT's website, as well as via its alternative sales channel by means of implicit allocation.

The group believes that presenting a disaggregation of revenue based on the timing of transfer of goods or services (i.e. at a point in time or over time) provides users of the financial statements with useful information as to the nature and timing of revenue from contracts with customers.

Revenue arising from the group's capacity contracts is recognised in the accounting period in which pipeline capacity is provided to customers (recognised over time). Commodity and other revenue are recognised based on the provision of services (recognised at point in time). Different components of revenue are clearly identifiable and are invoiced separately to customers.

Revenue recognition for each component of the INT revenue is summarised below.

Under the IAA, revenue is recognised in respect of:

- IAA access fee: A fixed monthly fee which grants the shipper the right to use the interconnector in that particular month. Revenue is recognised on a monthly basis in line with the access granted.
- Sale of capacity: Recognised on a monthly basis in respect of the capacity purchased by each shipper for that particular month at an agreed price. The revenue varies depending on the amount of capacity purchased and is earned regardless of whether the shipper uses the capacity or not.
- Commodity charges: Recognised monthly based on capacity utilisation, priced at the current commodity tariff.

# Interconnector Limited

## Notes to the financial statements

### 2 Accounting policies (continued)

#### Revenue recognition (continued)

##### Financing components

The group does not expect to have any contracts where the period between the transfer of the promised goods or services to the customer and payment by the customer exceeds one year. As a consequence, the group does not adjust any of the transaction prices for the time value of money.

#### Interest income

Interest income is recognised when it is probable that the economic benefits will flow to the group and the amount of revenue can be measured reliably. Interest income is accrued on a time basis, by reference to the principal outstanding and the effective interest rate applicable.

#### Foreign currencies

##### Functional and presentation currency

Items included in the financial statements of each of the group's entities are measured using the currency of the primary economic environment in which the entity operates ("the functional currency"). The consolidated financial statements are presented in Pounds Sterling ("£" or "Sterling"), which is the group's presentation currency and rounded to the nearest thousand.

##### Transactions and balances

Foreign currency transactions are translated into the functional currency using the exchange rates prevailing at the dates of the transactions or valuation where items are re-measured. Foreign exchange gains and losses resulting from the settlement of such transactions and from the translation at year-end exchange rates of monetary assets and liabilities denominated in foreign currencies are recognised in the income statement. Foreign exchange gains and losses that relate to borrowings and cash and cash equivalents are presented in the income statement within "finance income or costs".

Changes in the fair value of monetary securities denominated in foreign currency classified as available for sale are analysed between translation differences resulting from changes in the amortised cost of the security and other changes in the carrying amount of the security. Translation differences related to changes in amortised cost are recognised in profit or loss, and other changes in carrying amount are recognised in other comprehensive income. Translation differences on non-monetary financial assets and liabilities such as equities held at fair value through profit or loss are recognised in profit or loss as part of the fair value gain or loss. Translation differences on non-monetary financial assets, such as equities classified as at fair value through other comprehensive income are included in other comprehensive income.

# Interconnector Limited

## Notes to the financial statements

### 2 Accounting policies (continued)

#### Foreign currencies (continues)

##### Group companies

The results and financial position of all the group entities (none of which has the currency of a hyper-inflationary economy) that have a functional currency different from the presentation currency are translated into the presentation currency as follows:

- assets and liabilities for each statement of financial position presented are translated at the closing rate at the year-end.
- income and expenses for each income statement are translated at average exchange rates; and
- all resulting exchange differences are recognised in other comprehensive income.

#### Repairs and maintenance

Repairs and maintenance costs are charged to profit or loss when incurred.

#### Pension scheme

The company has a defined contribution scheme with pensions provided by a third-party provider. Contributions payable by the company are charged to profit or loss as they accrue.

#### Employee termination benefits

Termination benefits are payable when employment is terminated by the group before the normal retirement date, or when an employee accepts voluntary redundancy in exchange for these benefits. The group recognises termination benefits at the earlier of the following dates: (a) when the group can no longer withdraw the offer of those benefits; and (b) when the entity recognises costs for a restructuring that is within the scope of IAS 37 and involves the payment of terminations benefits.

#### Provisions

Provisions are recognised when the group has a present obligation (legal or constructive) as a result of a past event, it is probable that an outflow of resources will be required to settle that obligation and a reliable estimate can be made of the amount of that obligation. The amount recognised as a provision is the best estimate of the consideration required to settle the present obligation at year-end, taking into account the risks and uncertainties surrounding the obligation.

# Interconnector Limited

## Notes to the financial statements

### 2 Accounting policies (continued)

#### **Taxation**

The tax expense for the year comprises current and deferred tax. Tax is recognised in the income statement, except to the extent that it relates to items recognised in other comprehensive income or directly in equity. In this case, the tax is also recognised in other comprehensive income or directly in equity, respectively.

The current income tax charge is calculated on the basis of the tax laws enacted or substantively enacted at the balance sheet date in the countries where the company and its subsidiaries operate and generate taxable income. Management periodically evaluates positions taken in tax returns with respect to situations in which applicable tax regulation is subject to interpretation. It establishes provisions where appropriate on the basis of amounts expected to be paid to the tax authorities.

Deferred income tax is recognised on temporary differences arising between the tax bases of assets and liabilities and their carrying amounts in the consolidated financial statements. However, deferred tax liabilities are not recognised if they arise from the initial recognition of goodwill; deferred income tax is not accounted for if it arises from initial recognition of an asset or liability in a transaction other than a business combination that at the time of the transaction affects neither accounting nor taxable profit or loss. Deferred income tax is determined using tax rates (and laws) that have been enacted or substantively enacted by the balance sheet date and are expected to apply when the related deferred income tax asset is realised, or the deferred income tax liability is settled.

# Interconnector Limited

## Notes to the financial statements

### 3 Revenue from contracts with customers

#### Disaggregated revenue information

Set out below is the disaggregation of the Group's revenue from contracts with customers:

	Note	For the year ended 31 December 2024 £'000	For the year ended 31 December 2023 £'000
<b>Timing of revenue recognition</b>			
Recognised over time		95,964	112,730
Recognised at a point in time		17,476	18,372
<b>Total revenue from contracts with customers</b>		<b>113,440</b>	<b>131,102</b>

#### Type of service

Sale of capacity		132,158	188,610
Changes in regulatory liabilities (non IFRS-15)	30	(36,194)	(75,880)
Commodity revenue		11,640	17,931
Other revenues		5,836	441
<b>Total revenue from contracts with customers</b>		<b>113,440</b>	<b>131,102</b>

There are no contractual assets or liabilities relating to contracts with customers.

# Interconnector Limited

## Notes to the financial statements

### 4 Operating profit

Operating profit is stated after charging:

	For the year ended 31 December 2024	For the year ended 31 December 2023
	£'000	£'000
Employee costs (see note 6)	9,757	8,207
Depreciation of property, plant, and equipment:		
– owned	4,568	3,748
– leased	4,649	3,747
<hr/>		
Total depreciation and amortisation	9,217	7,495
Depreciation of intangible assets:		
– owned	97	104
(Reversal)/Impairment of intangible assets	(309)	14,460
Fees payable to company auditors and their associates for:		
– the audit of the company and consolidated financial statements	165	156
– the audit of the company's subsidiaries	7	7
<hr/>		
Total fees payable to company auditors and associates	172	163
<hr/>		

### 5 Key management personnel remuneration

None of the company directors were its employees during the year ended 31 December 2024 nor 2023.

The Management remuneration is made up of two components:

1. Short term Employment benefits: GBP 1,259,000 (2023: GBP 904,000)
2. Service fee related to secondment agreements: GBP 346,000 (2023: GBP 588,000)

# Interconnector Limited

## Notes to the financial statements

### 6 Employee information

The average monthly number of persons employed by the company and the group during the year is set out below. The subsidiary companies had no employees during the year.

	For the year ended 31 December 2024	For the year ended 31 December 2023
	Average Number	Average Number
<b>By activity:</b>		
Physical operations	48	43
Commercial operations	11	11
Administration	26	22
<b>Total average number of employees</b>	<b>85</b>	<b>76</b>

<b>Employee costs:</b>	For the year ended 31 December 2024	For the year ended 31 December 2023
	£'000	£'000
Wages and salaries	6,506	5,380
Social security costs	822	805
Other pension costs	1,170	1,118
Termination costs	-	-
Key management personnel remuneration, including other pension costs (see note 5)	1,259	904
<b>Total employee costs</b>	<b>9,757</b>	<b>8,207</b>

# Interconnector Limited

## Notes to the financial statements

### 7 Finance income

	For the year ended 31 December 2024	For the year ended 31 December 2023
	£'000	£'000
Bond interest receivable	1,839	2,301
Interest receivable on bank balances	8,795	7,606
Income from shares in investments	32	32
Net exchange differences on foreign currency debt and deposits	-	-
Other income	(27)	22
<b>Total finance income</b>	<b>10,639</b>	<b>9,961</b>

### 8 Finance costs

	For the year ended 31 December 2024	For the year ended 31 December 2023
	£'000	£'000
Interest and finance charges on lease liabilities	2,314	2,862
Net exchange differences on foreign currency debt and deposits	18	220
Other interest payable	10,013	7,713
<b>Total finance costs</b>	<b>12,345</b>	<b>10,795</b>

Other interest payable relates mainly to interest accrued on regulatory liabilities (note 30).

# Interconnector Limited

## Notes to the financial statements

### 9 Tax expense

	For the year ended 31 December 2024	For the year ended 31 December 2023
	£'000	£'000
<b>Current tax:</b>		
UK corporation tax on profits for the year	16,127	14,518
Foreign tax on profits for the year	191	169
Current tax on profits for the year	<b>16,318</b>	14,687
Adjustments in respect of prior years	-	2
Total current tax	<b>16,318</b>	14,689
<b>Deferred tax:</b>		
Origination and reversal of timing differences	<b>(1,982)</b>	2,595
Deferred tax credit relating to change in timing assumptions	-	-
Total deferred tax (see note 20)	<b>(1,982)</b>	2,595
Tax expense	<b>14,336</b>	17,284

The UK corporation tax rate applicable for the year was 25% (2023: 23.5%). Deferred tax balances at the balance sheet date have been measured using this rate.

The tax assessed for the year at the standard rate of corporation taxation in the UK for the period (25%) (2023: 23.5%). The differences are explained below:

# Interconnector Limited

## Notes to the financial statements

### 9 Tax expense (continued)

	For the year ended 31 December 2024	For the year ended 31 December 2023
	£'000	£'000
<b>Profit before taxation</b>	<b>63,437</b>	65,136
Profit before taxation multiplied by standard rate in the UK 25% (2023: 23.5%)	<b>15,859</b>	15,307
Effects of:		
Expenses not deductible for tax purposes	<b>1,250</b>	758
Income not chargeable for tax purposes	<b>(526)</b>	(333)
Deferred tax relating to change in timing assumptions	-	-
Other timing differences	<b>(40)</b>	1,538
Other	<b>(312)</b>	10
Deferred Tax Adjustment (PYA)	<b>(1,895)</b>	-
Adjustments in respect of prior years	-	4
<b>Tax expense</b>	<b>14,336</b>	17,284

### Uncertain tax position

The legislation in relation to bringing into account net foreign exchange losses on leases denominated in foreign currencies for corporation tax purposes is not clear and is subject to interpretation. Historically, the lease related FX gains and losses have been disallowed in the tax computation. Following a due diligence and advice from the external tax consultants it was determined that FX gains and losses arising on the actual lease payments each year should be taxable / deductible in the tax computations of INT.

INT has made a claim for relief for overpaid tax under section 51 Schedule 18 FA 1998 in relation to the corporation tax treatment of net foreign exchange losses on leases denominated in euros. HMRC has challenged this approach.

Tax computation for the year ended 31 December 2024 treats lease related FX gains and losses as non- deductible/taxable, a tax asset has not been recognised as a receivable at 31 December 2024 as receipt of the amount is dependent on the HMRC's response. The amount of tax receivable not recognised is £5.6m (31 December 2023 : £4.8m).

The group expects to get a response, and therefore certainty about the tax position, before the next reporting date.

# Interconnector Limited

## Notes to the financial statements

### 10 Dividends on equity shares

	For the year ended 31 December 2024	For the year ended 31 December 2023
	£'000	£'000
<b>Equity – Ordinary</b>		
Prior year final paid: £0.425 (2023: interim £5.10) per £1 ordinary share	<b>5,009</b>	60,107
Interim paid: £3.825 (2023: £3.40) per £1 ordinary share	<b>45,080</b>	40,071
<b>Total dividends</b>	<b>50,089</b>	100,178

The directors have proposed a final dividend for the year ended 31 December 2024 of £0.425 per ordinary share (totalling £5 million). This has not been recognised in these financial statements as it had not been approved by the shareholders at the balance sheet date.

Note 24 sets out details regarding preference dividends.

# Interconnector Limited

## Notes to the financial statements

### 11 Property, plant, and equipment

Group	Freehold land	UK terminal & pipeline	Belgian terminal	Other UK infrastructure assets	Other assets	Asset under construction	Total
	£'000	£'000	£'000	£'000	£'000	£'000	£'000
<b>Cost</b>							
At 1 January 2023	5,972	429,175	147,135	27,087	16,299	3,850	629,518
Additions	-	9,841	1,936	-	1,205	10,575	23,557
Transfers	-	1,372	1,358	-	-	(2,730)	-
Disposals	-	(3,534)	(2,636)	-	(761)	-	(6,931)
Release of Regulatory Liability	-	(5,953)	-	-	-	(5,287)	(11,240)
Foreign exchange adjustments	(98)	-	-	-	-	-	(98)
<b>At 31 December 2023</b>	<b>5,874</b>	<b>430,901</b>	<b>147,793</b>	<b>27,087</b>	<b>16,743</b>	<b>6,408</b>	<b>634,806</b>
Additions	1,042	9,170	5,195	-	3,001	4,365	22,773
Transfers	-	3,389	1,631	-	80	(5,100)	-
Disposals	-	(8,837)	(3,087)	-	(1,928)	-	(13,852)
Release of Regulatory Liability	-	(4,585)	(2,597)	-	(23)	(2,032)	(9,237)
Foreign exchange adjustments	99	-	-	-	-	-	99
<b>At 31 December 2024</b>	<b>7,015</b>	<b>430,038</b>	<b>148,935</b>	<b>27,087</b>	<b>17,873</b>	<b>3,641</b>	<b>634,589</b>
<b>Accumulated depreciation</b>							
At 1 January 2023	-	(405,831)	(115,719)	(27,087)	(10,665)	-	(559,302)
Depreciation charge	-	(3,020)	(4,085)	-	(390)	-	(7,495)
Disposals	-	3,534	2,519	-	-	-	6,053
<b>At 31 December 2023</b>	<b>-</b>	<b>(405,317)</b>	<b>(117,285)</b>	<b>(27,087)</b>	<b>(11,055)</b>	<b>-</b>	<b>(560,744)</b>
Depreciation charge	-	(4,469)	(4,393)	-	(355)	-	(9,217)
Disposals	-	8,835	2,767	-	1,173	-	12,775
<b>At 31 December 2024</b>	<b>-</b>	<b>(400,951)</b>	<b>(118,911)</b>	<b>(27,087)</b>	<b>(10,237)</b>	<b>-</b>	<b>(557,186)</b>

## Interconnector Limited

### Net book value

<b>At 31 December 2024</b>	<b>7,015</b>	<b>29,087</b>	<b>30,024</b>	<b>-</b>	<b>7,636</b>	<b>3,641</b>	<b>77,403</b>
At 31 December 2023	5,874	25,584	30,508	-	5,688	6,408	74,062
At 31 December 2022	5,972	23,344	31,415	-	5,635	3,850	70,216

# Interconnector Limited

## Notes to the financial statements

### 11 Property, plant and equipment (continued)

Company	Freehold land	UK terminal & pipeline	Belgian terminal	Other UK infrastructure assets	Other assets	Asset under construction	Total
	£'000	£'000	£'000	£'000	£'000	£'000	£'000
<b>Cost</b>							
<b>At 1 January 2023</b>	<b>1,041</b>	<b>429,175</b>	<b>147,135</b>	<b>27,087</b>	<b>16,299</b>	<b>3,850</b>	<b>624,587</b>
Additions	-	9,841	1,936	-	1,205	10,575	23,557
Transfers	-	1,372	1,358	-	-	(2,730)	-
Disposals	-	(3,534)	(2,636)	-	(761)	-	(6,931)
Release of Regulatory Liability	-	(5,953)	-	-	-	(5,287)	(11,240)
<b>At 31 December 2023</b>	<b>1,041</b>	<b>430,901</b>	<b>147,793</b>	<b>27,087</b>	<b>16,743</b>	<b>6,408</b>	<b>629,973</b>
Additions	-	9,170	5,195	-	5,888	4,365	24,618
Transfers	-	3,389	1,631	-	80	(5,100)	-
Disposals	-	(8,837)	(3,087)	-	(4,814)	-	(16,738)
Release of Regulatory Liability	-	(4,585)	(2,597)	-	(23)	(2,032)	(9,237)
Asset Reclass							
<b>At 31 December 2024</b>	<b>1,041</b>	<b>430,038</b>	<b>148,935</b>	<b>27,087</b>	<b>17,874</b>	<b>3,641</b>	<b>628,616</b>
<b>Accumulated depreciation</b>							
At 1 January 2023	-	(405,831)	(115,719)	(27,087)	(10,665)	-	(559,302)
Depreciation charge	-	(3,020)	(4,085)	-	(390)	-	(7,495)
Disposals	-	3,534	2,519	-	-	-	6,053
At 31 December 2023	-	(405,317)	(117,285)	(27,087)	(11,055)	-	(560,744)
Depreciation charge	-	(4,469)	(4,392)	-	(356)	-	(9,217)
Disposals	-	8,837	2,765	-	1,173	-	12,775
<b>At 31 December 2024</b>	<b>-</b>	<b>(400,949)</b>	<b>(118,912)</b>	<b>(27,087)</b>	<b>(10,238)</b>	<b>-</b>	<b>(557,186)</b>
<b>Net book value</b>							
<b>At 31 December 2024</b>	<b>1,041</b>	<b>29,089</b>	<b>30,023</b>	<b>-</b>	<b>7,636</b>	<b>3,641</b>	<b>71,430</b>
At 31 December 2023	1,041	25,584	30,508	-	5,688	6,408	69,229

## Interconnector Limited

---

---

At 31 December 2022	1,041	23,344	31,416	-	5,634	3,850	65,285
---------------------	-------	--------	--------	---	-------	-------	--------

---

---

# Interconnector Limited

## Notes to the financial statements

### 11 Property, Plant and equipment (continued)

#### Freehold land

The freehold land relates to land at a cost of £1.0 million at Bacton (UK) and £5.9 million (€7.2 million) at Zeebrugge (Belgium) terminals.

#### UK terminal and pipeline and Belgian terminal

The UK terminal was subject to a lease which expired in 2023 following the exercise of the option to purchase. The UK terminal and pipeline are owned assets as at 31 December 2023.

The Belgian terminal includes assets that were historically subject to two separate leases. Following the exercise of the purchase option in December 2023, certain assets are now owned. The remaining assets continue to be leased. See Note 19 for further details.

#### Other UK infrastructure assets

These are capital contributions of £27.1 million made in 1997 and 1998 for assets within the UK, which enable the company to operate a grid-to-grid gas transportation facility between the UK and Belgium.

#### Other assets

Other assets include furniture, fixtures and fittings, computer equipment, project set-up costs. Strategic spare parts inventory held at both Bacton and Zeebrugge terminals is included in other assets, totalling £5.8 million (31 December 2023: £5.5 million). The expense is recognised in the income statement when spares are used.

As at 31 December 2024, management undertook an assessment for impairment indicators and did not identify any. This assessment included a review of the economic model which continues to demonstrate sufficient head room based on the secured capacity sales for future years.

Note 4 summarises the depreciation charge on leased and own assets.

#### Assets under construction

Assets under construction include costs of capital projects relating to terminal assets and the pipeline.

#### Right-of-use assets

Right-of-use assets are included in Property, plant and equipment in the same categories as if they were owned. Additional information on right-of-use assets is presented in note 19.

# Interconnector Limited

## Notes to the financial statements

### 12 Intangible assets

Group	Good will	Emissions allowances	Computer software	Asset under construction	Total
	£'000	£'000	£'000	£'000	£'000
<b>Cost</b>					
At 1 January 2023	2,552	33,648	3,236	-	39,436
Additions	-	23,996	96	-	24,092
Disposals	-	(17,934)	-	-	(17,934)
At 31 December 2023	2,552	39,710	3,332	-	45,594
Additions in the year	-	2,282	59	-	2,341
Disposals/transfers	-	(5,207)	-	-	(5,207)
<b>At 31 December 2024</b>	<b>2,552</b>	<b>36,785</b>	<b>3,391</b>	<b>-</b>	<b>42,728</b>
<b>Accumulated impairment</b>					
At 1 January 2023	(2,552)	(3,604)	(3,046)	-	(9,202)
Impairment in the year	-	-	(104)	-	(104)
Depreciation charge	-	(14,460)	-	-	(14,460)
At 31 December 2023	(2,552)	(18,064)	(3,150)	-	(23,766)
Depreciation charge in the year	-	-	(97)	-	(97)
Reversal of impairment in the year	-	309	-	-	309
<b>At 31 December 2024</b>	<b>(2,552)</b>	<b>(17,755)</b>	<b>(3,247)</b>	<b>-</b>	<b>(23,554)</b>
<b>Net book value</b>					
<b>At 31 December 2024</b>	<b>-</b>	<b>19,030</b>	<b>144</b>	<b>-</b>	<b>19,174</b>
At 31 December 2023	-	21,646	182	-	21,828

#### Goodwill

This asset is the goodwill on consolidation relating to the acquisition of ILC, a wholly owned subsidiary, in 2002. The only activity of ILC was to lease property and equipment to INT. The lease was fully re-paid by INT in 2018 and the lease assets were fully depreciated. As a result, the goodwill was impaired in 2018.

#### Emissions allowances

This asset is emissions allowances received under the EU emissions trading scheme until 31 December 2020 and under the UK scheme from 1 January 2021.

# Interconnector Limited

## Notes to the financial statements

### 12 Intangible assets (continued)

Company	Emissions allowances	Computer software	Asset under construction	Total
	£'000	£'000	£'000	£'000
<b>Cost</b>				
At 1 January 2023	<b>33,648</b>	<b>3,236</b>	-	<b>36,884</b>
Additions in the period	23,996	96	-	24,092
Disposals in the period	(17,934)	-	-	(17,934)
<b>At 31 December 2023</b>	<b>39,710</b>	<b>3,332</b>	-	<b>43,042</b>
Additions in the year	2,282	59	-	2,341
Disposals/transfers	(5,207)	-	-	(5,207)
<b>At 31 December 2024</b>	<b>36,785</b>	<b>3,391</b>	-	<b>40,176</b>
<b>Accumulated impairment</b>				
At 1 January 2023	<b>(3,604)</b>	<b>(3,046)</b>	-	<b>(6,650)</b>
Depreciation charge in the year	(14,460)	-	-	(14,460)
Impairment in the year	-	(104)	-	(104)
<b>At 31 December 2023</b>	<b>(18,064)</b>	<b>(3,150)</b>	-	<b>(21,214)</b>
Depreciation charge in the year	-	(97)	-	(97)
Reversal of impairment in the year	309	-	-	309
<b>At 31 December 2024</b>	<b>(17,755)</b>	<b>(3,247)</b>	-	<b>(21,002)</b>
<b>Net book value</b>				
<b>At 31 December 2024</b>	<b>19,030</b>	<b>144</b>	-	<b>19,174</b>
<b>At 31 December 2023</b>	<b>21,646</b>	<b>182</b>	-	<b>21,828</b>

# Interconnector Limited

## Notes to the financial statements

### 13 Financial assets at fair value through other comprehensive income

Group and Company	Investments in unlisted shares
	£'000
<b>Cost</b>	
At 1 January 2023, 31 December 2023 and 31 December 2024	425
<hr/>	
<b>Accumulated impairment</b>	
At 1 January 2023	(372)
Charge for the period	(29)
<hr/>	
At 31 December 2023	(401)
Charge for the year	(24)
<hr/>	
<b>At 31 December 2024</b>	<b>(425)</b>
<hr/>	
<b>Net book value</b>	
<b>At 31 December 2024</b>	-
<hr/>	
At 31 December 2023	24
<hr/>	
At 31 December 2022	53
<hr/>	

The investment in unlisted shares relates to shares in FLZ. Further details regarding this investment are disclosed in note 16.

# Interconnector Limited

## Notes to the financial statements

### 14 Investments in subsidiaries

Company	Shares in subsidiary undertakings £'000
<b>Cost</b>	
At 1 January 2023, 31 December 2023 and 31 December 2024	7,173
<b>Accumulated impairment</b>	
At 1 January 2023, 31 December 2023 and 31 December 2024	(7,124)
<b>Net book value</b>	
At 1 January 2023, 31 December 2023 and 31 December 2024	49

The directors believe that the carrying values of the investments in the company and the group are supported by the underlying net assets and / or the present value of the estimated future cash flows.

Impairment of investments in subsidiary undertakings relates to shares in ILC. The only activity of ILC was to lease property and equipment to INT. The lease was fully re-paid by INT in 2018, the extension was at a "peppercorn" rental. As a result, the value of investment was impaired. The assets were transferred to INT in 2021.

### Subsidiaries

Name of undertaking	Registered address	Description of shares held	Proportion of nominal value of issued shares held by:	
			Group %	Company %
Interconnector Zeebrugge Terminal BV ("IZT")	Rue Guimard 4, BE – 1040 Brussels, Belgium	Ordinary €1,239 shares	49 (2023: 49)	48 (2023: 48)
Interconnector Leasing Company Limited ("ILC")	15-16 Buckingham Street, London WC2N 6DU, UK	Ordinary £1 shares	100 (2023: 100)	100 (2023: 100)

All subsidiary undertakings have been included in the consolidation. With the exception of IZT, the voting rights in the subsidiary undertakings are in proportion to the number of shares held. IZT is consolidated as a subsidiary as the group exercises control over IZT. Although the group owns 49% of the shares of IZT, it is entitled to majority votes at shareholders' meetings and receives 80% of reserves distributed.

# Interconnector Limited

## Notes to the financial statements

### 14 Investments in subsidiaries (continued)

The principal activities of the company's subsidiaries are as follows:

- IZT – the operation and maintenance of gas terminal facilities at Zeebrugge, Belgium.
- ILC – commercial leasing of plant and equipment.

The group leases assets at the Belgian terminal from FLZ, a Belgian-registered subsidiary of BNP Paribas Fortis, through a funded lease structure. The group holds 25% of the shares in FLZ (see note 16).

### 15 Financial assets at amortised cost

<b>Group</b>	<b>FLZ bond £'000</b>
<b>At 31 December 2024</b>	
Amounts receivable in less than one year	<b>17,634</b>
Amounts receivable after one year	-
	<b>17,634</b>
<b>At 31 December 2023</b>	
Amounts receivable in less than one year	<b>16,692</b>
Amounts receivable after one year	18,481
	<b>35,173</b>

The FLZ bond is Euro-denominated. It is unsecured, repayable in instalments to November 2025 and bears interest at a fixed rate.

# Interconnector Limited

## Notes to the financial statements

### 15 Financial assets at amortised cost (continued)

Company	FLZ bond £'000	IZT loan £'000	Total £'000
<b>At 31 December 2024</b>			
Amounts receivable in less than one year	17,683	4,071	21,754
Amounts receivable after one year	-	1,056	1,056
<b>Total</b>	<b>17,683</b>	<b>5,127</b>	<b>22,810</b>
<b>At 31 December 2023</b>			
Amounts receivable in less than one year	16,793	3,720	20,513
Amounts receivable after one year	18,533	-	18,533
<b>Total</b>	<b>35,326</b>	<b>3,720</b>	<b>39,046</b>

The loan to IZT is an unsecured, Euro-denominated loan. It is repayable on demand and bears interest at a variable rate linked to the Euro Interbank Offered Rate ("EURIBOR").

An additional loan of EUR 1.7 million was granted to IZT as an unsecured, fixed-rate Euro-denominated loan, bearing interest at 4.28% per annum and repayable over four years, with the final maturity on 12 December 2027.

### 16 Unconsolidated structured entities

FLZ is a structured entity, in which the group has a 25% equity stake. It was set up for the purpose of financing certain assets at the Belgium terminal and leasing these assets to the group (see note 19). The construction of the assets by FLZ was funded by an issue of bonds, which are now held by the company (see note 15). The balance of the construction costs was funded by a loan from an affiliate of BNP Paribas Fortis, who own the remaining 75% equity stake. Under the leasing arrangements with FLZ, the company has an option to extend the lease and an option to purchase the assets, exercisable in 2025.

The lease liability has been remeasured in 2022 following the assessment whether a company is reasonably certain to exercise an option to extend the lease or to purchase the underlying asset, or not to exercise an option to terminate the lease early.

As detailed in note 2, the group does not have control over FLZ and does not have sufficient exposure to variable returns, via its interest in FLZ, to be able to consolidate this entity. Further, the group does not have significant influence over FLZ and therefore equity accounting is not applied.

# Interconnector Limited

## Notes to the financial statements

### 16 Unconsolidated structured entities (continued)

Although FLZ is not consolidated by the group, the leased assets are recognised on the group's statement of financial position as right-of-use assets, with an associated lease liability. The group has not offset the bond assets with the related lease liabilities, as it does not have a legally enforceable right to offset payments in the normal course of business.

The investment in FLZ is held by the group as an equity investment at fair value through other comprehensive income.

The group does not have any current intentions to provide financial or other support to FLZ. The maximum exposure to loss from the group's interest in FLZ is the net liability arising from the unwind of the related financing arrangements, as shown in the table below.

The carrying amounts of the assets and liabilities recognised in the group's financial statements relating to its interests in FLZ are as follows:

	<b>31 December 2024</b>	31 December 2023
	<b>£'000</b>	£'000
<b>Assets</b>		
Financial assets at amortised cost – FLZ bond	17,633	35,173
Equity investments at fair value through OCI	(4)	24
Interest receivable	142	11
<b>Liabilities</b>		
Lease liabilities	(27,770)	(45,370)
Interest payable	(127)	12
<b>Net liability in relation to financing arrangements</b>	<b>(10,126)</b>	<b>(10,150)</b>
<b>Assets – Property, plant and equipment</b>	<b>26,458</b>	<b>25,609</b>

# Interconnector Limited

## Notes to the financial statements

### 17 Trade receivables and other financial assets at amortised cost

	<b>Group</b>	Group	<b>Company</b>	Company
	<b>31</b>	31	<b>31</b>	31
	<b>December</b>	December	<b>December</b>	December
	<b>2024</b>	2023	<b>2024</b>	2023
	<b>£'000</b>	£'000	<b>£'000</b>	£'000
Trade receivables	-	88	<b>118</b>	1
Accrued income	<b>11,257</b>	14,757	<b>11,139</b>	14,757
Other interest receivable	<b>1,062</b>	820	<b>991</b>	808
Prepayments	<b>1,703</b>	1,702	<b>1,703</b>	1,702
Other taxes receivable	<b>4,076</b>	4,098	<b>28</b>	17
Other receivables	<b>6</b>	8	<b>5</b>	92
	<b>18,104</b>	21,473	<b>13,984</b>	17,377

Trade receivables are amounts due from customers for services performed in the ordinary course of business. They are generally due for settlement within 14 days and therefore are all classified as current.

The IAA contract outlines credit rating requirements for all customers. If not fulfilled, customers must provide a cash deposit for three months of estimated capacity purchases. Expected loss allowance for trade receivables is £nil (2023: £nil).

Other financial assets at amortised cost represent amounts falling due within one year. The other interest receivable primarily relates to accrued interest income on the FLZ bond (note 15).

Due to the short-term nature of the current receivables, their carrying amount is considered to be the same as their fair value.

# Interconnector Limited

## Notes to the financial statements

### 18 Inventory

Group and Company	31 December 2024 £'000	31 December 2023 £'000
<b>Current assets</b>		
Gas inventory	1,980	1,674
	<b>1,980</b>	<b>1,674</b>

The value of consumed inventory recognised as an expense during the year, and included in “operating expenses” amounted to £5.1 million (2023: £3.1 million).

### 19 Leases

#### UK terminal and pipeline and Belgian terminal

The company previously entered into contractual arrangements whereby the ownership of the UK terminal and pipeline (including the pipeline in Belgium) was transferred to Interconnector Leasing Company Limited (ILC) and leased back by the company. The primary lease period for these assets was 20 years, ending on 30 September 2018. The lease was extended for five years from October 2018, at a peppercorn rental. In 2021, ownership of the assets was transferred to Interconnector Limited (INT), and the lease was terminated. The UK terminal and pipeline asset cost covered by the lease is £420.4 million, with a net book value of £5.7 million at 31 December 2024 (2023: £7.3 million).

The Belgian terminal was historically subject to two separate leases. The first lease, between IZT and Fluxys Belgium SA (“Fluxys”), expired in September 2023, and the purchase option was exercised in December 2023. As a result, ownership of the land and equipment was transferred to IZT, and Fluxys Belgium SA was fully reimbursed in 2023. This lease is no longer in effect.

The FLZ lease is due to expire in September 2025, IZT has a fixed price purchase option to acquire the leased assets, and alternatively, a subsequent rent option. IZT has already requested for the lease to be extended for another 5 years. Starting from December 2025.

The Belgian terminal cost covered by these leases remains at £137.3 million, with a net book value of £17.1 million at 31 December 2024 (2023: £19.4 million).

#### Other leases

Other leases relate to London office and the right to lay and maintain the pipeline on or under the foreshore and seabed in Bacton, Norfolk. These leases do not have a purchase option.

# Interconnector Limited

## Notes to the financial statements

### 19 Leases (continued)

#### Right-of-use assets

Additional information on the right-of-use assets by class of assets is as follows:

Group and Company	Carrying amount	Additions	Depreciation charge
	£'000	£'000	£'000
Office building	970	-	(16)
UK terminal & pipeline – land access	3,581	-	(43)
Belgian terminal	28,378	5,195	(1,673)
	<b>32,929</b>	<b>5,195</b>	<b>(1,732)</b>

The right-of-use assets are included in the same line item as where the corresponding underlying assets would be presented if they were owned.

#### Lease liabilities

Lease liabilities are presented in the statement of financial position as follows:

Group and company	31 December 2024	31 December 2023
	£'000	£'000
Current	17,522	16,523
Non-current	14,929	31,755
	<b>32,451</b>	<b>48,278</b>

The lease liabilities are secured by the related underlying assets.

### 20 Deferred income tax (assets) / liabilities

The analysis of deferred tax (assets) / liabilities is as follows:

	Group	Group	Company	Company
	31	31	31	31
	December	December	December	December
	2024	2023	2024	2023
	£'000	£'000	£'000	£'000
<b>Deferred tax (assets) / liabilities</b>				
Accelerated tax depreciation	<b>3,009</b>	5,003	<b>3,021</b>	5,003
Other timing differences	-	(36)	-	-
<b>Deferred tax at year end</b>	<b>3,009</b>	<b>4,967</b>	<b>3,021</b>	<b>5,003</b>

# Interconnector Limited

## Notes to the financial statements

### 20 Deferred income tax (assets) / liabilities (continued)

	Group 31 December 2024 £'000	Group 31 December 2023 £'000	Company 31 December 2024 £'000	Company 31 December 2023 £'000
<b>Deferred tax (assets) / liabilities:</b>				
Provision at beginning of the period	4,967	2,372	5,003	2,442
Deferred tax charge in the income statement	(1,958)	2,595	(1,982)	2,561
Deferred tax relating to changes in timing assumptions	-	-	-	-
Deferred tax in other comprehensive income	-	-	-	-
<b>At 31 December</b>	<b>3,009</b>	<b>4,967</b>	<b>3,021</b>	<b>5,003</b>

	Group 31 December 2024 £'000	Group 31 December 2023 £'000	Company 31 December 2024 £'000	Company 31 December 2023 £'000
<b>Deferred tax (assets) / liabilities:</b>				
Deferred tax (assets) / liabilities due within 12 months	-	-	-	-
Deferred tax (assets) / liabilities due after more than 12 months	3,009	4,967	3,021	5,003
<b>At 31 December</b>	<b>3,009</b>	<b>4,967</b>	<b>3,021</b>	<b>5,003</b>

The majority of the deferred tax liabilities relate to the capital allowances in INT.

# Interconnector Limited

## Notes to the financial statements

### 21 Financial Instruments

#### Principal financial instruments

The principal financial instruments used by the group for the purposes of financing investments, risk management and carrying out its trade, from which financial risks arise, are as follows:

- Trade and other receivables.
- Cash and cash equivalents.
- Trade and other payables.
- Borrowings and leases.
- Financial assets at amortised cost – FLZ bond.
- Financial assets at fair value through other comprehensive; and
- Derivative financial instruments.

The main risks associated with the financial instruments are:

- Market risks:
  - Foreign exchange risk.
  - Fair value and cash flow interest rate risk.
- Credit risk; and
- Liquidity risk.

This note describes the group's objectives, policies and processes for managing these risks and the methods used to measure them. Further quantitative information in respect of these risks is presented throughout these financial statements.

#### General objectives, policies and processes

The Board of Directors has overall responsibility for the determination of the group's risk management objectives and policies. The group's management of financial instruments is governed by a Treasury Policy. The objective of the policy is to identify, mitigate and hedge treasury related financial risks to a level deemed acceptable by the Board. The policy precludes speculative use of financial instruments. External forward foreign exchange transactions may only be entered into with financial institutions that satisfy minimum credit rating requirements.

#### Market risk

Market risk arises from the group's use of interest bearing, tradable and foreign currency financial instruments. It is the risk that the fair value or future cash flows of a financial instrument will fluctuate because of changes in foreign exchange rates (foreign exchange risk) or interest rates (interest rate risk).

#### Foreign exchange risk

The group has foreign currency denominated assets and liabilities. Exposures to exchange rate fluctuations therefore arise. The group aims to minimise the risk of gains or losses by maintaining a natural hedge by matching the value of the Euro assets and liabilities held. The effect of the EUR rate against GBP at the reporting date has resulted in a decrease in profit after tax for the year and a decrease in net assets for the group of £0.5 million (2023: a decrease of £0.4 million).

# Interconnector Limited

## Notes to the financial statements

### 21 Financial Instruments (continued)

The carrying amount of the group's and company's foreign currency denominated monetary assets and liabilities are shown below in the group's functional currency.

<b>Financial assets and liabilities held in Euros – group</b>	<b>31 December 2024</b>	<b>31 December 2023</b>
	<b>£'000</b>	<b>£'000</b>
Trade and other payables	<b>(2,803)</b>	(1,245)
Other receivables	<b>4,147</b>	4,058
Cash at bank	<b>9,110</b>	6,849
Financial assets at amortised cost – FLZ bond	<b>33,560</b>	35,174
Borrowings – net obligations under finance leases	<b>(27,897)</b>	(45,324)
<b>Total</b>	<b>16,117</b>	(488)

<b>Financial assets and liabilities held in Euros – company</b>	<b>31 December 2024</b>	<b>31 December 2023</b>
	<b>£'000</b>	<b>£'000</b>
Trade and other Payables	<b>769</b>	3,303
Cash at bank	<b>8,955</b>	6,382
Financial assets at amortised cost – FLZ bond	<b>17,683</b>	35,326
Borrowings – net obligations under finance leases	<b>(27,897)</b>	(45,324)
<b>Total</b>	<b>(490)</b>	(313)

#### Cash flow and fair value interest rate risk

The group's cash flow interest rate risk arises on borrowings at variable interest rates. Borrowings or investments at variable rates expose the group to interest rate risk.

All of the group's lease obligations and the FLZ bond receivable carry a fixed rate of interest. Therefore, the group does not have a material exposure to interest rate risk.

At 31 December 2024, if interest rates on Sterling-denominated borrowings had been 100 basis points higher / lower with all other variables held constant, profit after tax for the year would not have been affected as all the borrowings are at fixed interest rate.

# Interconnector Limited

## Notes to the financial statements

### 21 Financial Instruments (continued)

#### Valuation techniques and assumptions applied for the purposes of measuring fair value

Financial instruments that are measured at fair value are classified by the following fair value measurement hierarchy:

- Level 1: valued using trading prices (unadjusted) in active markets for identical assets and liabilities.
- Level 2: valued using inputs that are observable for the asset or liability, either directly (that is as prices), or indirectly (that are derived from prices); and
- Level 3: valued using inputs that are not observable for the asset or liability.

Financial instruments measured at fair value in these financial statements comprise the foreign currency forward contract and foreign currency swap (note 22). These are valued using a Level 1 measurement procedure, using the forward rates at the balance sheet date available on the market for the same instruments.

The fair values of other financial instruments, which are not measured at fair value in these financial statements, are shown for comparison purposes in the following table. The fair values have been determined in accordance with generally accepted pricing models based on undiscounted cash flow based on maturity date.

Except as disclosed in the following table, the directors consider that the carrying amounts of financial assets and financial liabilities recognised in the financial statements approximate their fair values.

Group	31 December 2024		31 December 2023	
	Carrying amount £'000	Fair value £'000	Carrying amount £'000	Fair value £'000
<b>Financial assets</b>				
Financial assets at amortised – bond (note 15) and accrued interest (note 17)	17,775	18,445	35,185	37,852
<b>Financial liabilities</b>				
Financial liabilities measured at amortised cost – net obligations under leases including accrued interest (note 19)	(32,451)	(33,855)	(48,279)	(50,751)

# Interconnector Limited

## Notes to the financial statements

### 21 Financial Instruments (continued)

Company	31 December 2024		31 December 2023	
	Carrying amount £'000	Fair value £'000	Carrying amount £'000	Fair value £'000
<b>Financial assets</b>				
Financial assets at amortised cost – bond (note 15) and accrued interest (note 17)	17,753	18,401	35,326	37,852
<b>Financial liabilities</b>				
Financial liabilities measured at amortised cost – net obligations under leases including accrued interest (note 19)	(32,451)	(33,855)	(48,279)	(50,751)

#### Credit risk

Credit risk arises from cash and cash equivalents, trade and other receivables, and derivative financial instruments (note 22).

Credit risk on cash and cash equivalents is the risk that treasury counterparties fail to repay their obligation on demand or at maturity. This risk is managed through counterparty limits and minimum counterparty credit rating criteria set out in a Treasury Policy. There has been no history of default.

Credit risk on trade and other receivables relates mainly to receivables due from customers and is the risk that a customer fails to repay its obligation in respect of the amounts owed under the capacity contracts. This risk is managed through the minimum credit standard required in the standard capacity contracts. If the credit rating falls below the minimum requirement, INT has a right to ask for a cash deposit or a guarantee. There has been no history of customers failing to pay the amounts due.

Credit risk on the forward currency contract and the currency swap is the risk that the counterparty fails to settle its obligations under that contract when due. This risk is minimal for the Interconnector group as the counter party to the contracts is the parent company of the group, Fluxys SA who bears credit risk with external parties.

# Interconnector Limited

## Notes to the financial statements

### 21 Financial Instruments (continued)

#### Capital risk management

The capital structure of the group consists of net debt, which includes leases disclosed in note 19 after deducting cash and cash equivalents, and equity attributable to equity holders of the parent, comprising issued capital, reserves and retained earnings.

The group's objectives when managing its capital are to safeguard the ability of the entities in the group to continue as going concerns, while maximising the return to shareholders, as earned from the capacity contracts, through the optimisation of the debt and equity balance. The group's overall strategy remains unchanged from the prior year. The most appropriate measure of the borrowing capacity of the group is the ratio of net debt to earnings before interest, tax, depreciation and amortisation (including impairment) ("EBITDA").

The ratio of the group's net debt to EBITDA is as follows:

	<b>31 December 2024</b>	31 December 2023
	<b>£'000</b>	£'000
Lease obligations	32,451	48,279
Less: Cash and cash equivalents	(158,534)	(156,801)
Net debt	(126,083)	(86,243)
EBITDA for the year ended	73,442	88,830
<b>Ratio of net debt to EBITDA</b>	<b>(1.72)</b>	<b>(0.97)</b>

# Interconnector Limited

## Notes to the financial statements

### 21 Financial Instruments (continued)

#### Capital risk management (continued)

#### Financial instruments by class and by category – group

##### Financial assets at amortised cost

	31 December 2024 £'000	31 December 2023 £'000
<b>Non-current financial assets</b>		
Loans receivable – FLZ Bond	-	18,481
<b>Current financial assets</b>		
Loans receivable – FLZ Bond	17,634	16,692
Trade and other receivables	18,104	21,471
Cash and cash equivalents	158,534	156,801
Short term investments	25,000	-
<b>Total financial assets</b>	<b>219,272</b>	<b>213,445</b>

##### Financial assets at fair value through OCI

	31 December 2024 £'000	31 December 2023 £'000
<b>Non-current financial assets</b>		
Investment – Shares	425	425
Less: Accumulated impairment	(425)	(401)
<b>Total financial assets</b>	<b>-</b>	<b>24</b>

##### Financial liabilities measured at amortised cost

	31 December 2024 £'000	31 December 2023 £'000
<b>Current financial liabilities</b>		
Lease obligations	(17,522)	(16,523)
Trade and other payables	(13,773)	(15,374)
<b>Non-current financial liabilities</b>		
Lease obligations	(14,929)	(31,755)
<b>Total financial liabilities measured at amortised cost</b>	<b>(46,224)</b>	<b>(63,652)</b>

##### Financial instruments measured at fair value through profit and loss

	31 December 2024 £'000	31 December 2023 £'000
<b>Current financial assets</b>		
Derivative financial instruments (level 1)	-	-
<b>Current financial liabilities</b>		
Derivative financial instruments (level 1)	(47)	(122)
<b>Total derivative financial instruments</b>	<b>(47)</b>	<b>(122)</b>



# Interconnector Limited

## Notes to the financial statements

### 21 Financial Instruments (continued)

#### Capital risk management (continued)

#### Financial instruments by class and by category – company

##### Financial assets at amortised cost

	31 December 2024 £'000	31 December 2023 £'000
<b>Non-current financial assets</b>		
Loans receivable	1,056	18,533
<b>Current financial assets</b>		
Loans receivable	21,754	20,513
Trade and other receivables	13,984	17,378
Cash and cash equivalents	158,379	156,334
Short term investments	25,000	-
<b>Total financial assets</b>	<b>220,173</b>	<b>212,758</b>

##### Financial assets at fair value through OCI

	31 December 2024 £'000	31 December 2023 £'000
<b>Non-current financial assets</b>		
Investment – Shares	425	425
Less: Accumulated impairment	(425)	(401)
<b>Total financial assets</b>	<b>0</b>	<b>24</b>

##### Financial liabilities measured at amortised cost

	31 December 2024 £'000	31 December 2023 £'000
<b>Current financial liabilities</b>		
Lease obligations	(17,522)	(16,523)
Trade and other payables	(15,461)	(16,174)
<b>Non-current financial liabilities</b>		
Obligations under finance leases	(14,929)	(31,755)
<b>Total financial liabilities measured at amortised cost</b>	<b>(47,912)</b>	<b>(64,452)</b>

##### Financial instruments measured at fair value through profit and loss

	31 December 2024 £'000	31 December 2023 £'000
<b>Current financial assets</b>		
Derivative financial instruments (level 1)	-	-
<b>Current financial liabilities</b>		
Derivative financial instruments (level 1)	(47)	(4)
<b>Total derivative financial instruments</b>	<b>(47)</b>	<b>(4)</b>

# Interconnector Limited

## Notes to the financial statements

### 22 Derivative financial instruments

Group and company	31 December 2024 £'000	31 December 2023 £'000
Currency swap	(47)	(122)
Currency forward purchase	-	-
<b>Derivative financial instruments (level 1)</b>	<b>(47)</b>	<b>(122)</b>

#### Financial instruments measured at fair value through profit and loss

Currency swap relates to contracts to fix euro rate for the payment to a supplier and subsequent receipt of VAT for €4.47 million (2023: €4.26 million). There is no forward contract as at 31st December 24 (2023: nil). The group has elected not to apply hedge accounting to these contracts but to account for them at fair value through statement of comprehensive income using forward rates for the contracts with the same terms at the balance sheet date.

### 23 Trade and other payables

	Group 31 December 2024 £'000	Group 31 December 2023 £'000	Company 31 December 2024 £'000	Company 31 December 2023 £'000
Customer deposits	25,500	37,666	25,500	37,666
Accruals and other payables	12,184	13,475	12,214	14,515
Other taxes including social security	1,019	680	1,019	680
Trade payables	1,084	1,605	2,740	1,363
Amounts owed to parent company	505	294	505	294
<b>Trade and other payables - current</b>	<b>40,292</b>	<b>53,720</b>	<b>41,978</b>	<b>54,518</b>

The carrying amounts of trade and other payables are considered to be the same as their fair values, due to their short-term nature.

# Interconnector Limited

## Notes to the financial statements

### 24 Share capital

	31 December 2024	31 December 2023
Authorised, issued and fully paid	£'000	£'000
11,785,680 (2023: 11,785,680) ordinary shares of £1 each	11,786	11,786
969,000 (2023: 969,000) non-redeemable preference shares of £1 each	969	969
	<b>12,755</b>	<b>12,755</b>

A summary of rights and restrictions attached to the preference shares is as follows:

- For each dividend paid on a particular class of share in IZT, the holders of the preference shares in the company shall have the right to receive (in priority to any payment of dividend to the holders of ordinary shares in the company) a cumulative preferential dividend based on the dividend paid on the said class of IZT share;
- The preference shares shall not entitle the holders of such shares to receive notice of, attend, or vote at any general meeting of the company; and
- In the event of a return of capital on a winding up or other return of capital, each preference share shall confer on the holder thereof the right to receive a payment equal to any arrears, or accruals, of any cumulative preferential dividend and a repayment in full of the capital paid up on such preference shares.

A summary of the rights and restrictions attached to the Ordinary Shares is as follows:

- On a reduction or return of capital of the company (other than a conversion, redemption or purchase by the company of its own shares), after payment of the costs, charges and expenses of such reduction or return of capital any sums which the company may determine to pay to its Shareholders in respect of such reduction or return of capital will be distributed amongst the Shareholders in respect of such reduction or return of capital pari passu in proportion to the number of Ordinary Shares held by them.
- On a winding up of the company, the assets and retained profits of the company remaining after payment of its debts and liabilities and the costs, charges and expenses of such winding-up, shall be distributed amongst the Shareholders pari passu in proportion to the number of Ordinary Shares held by them.
- The profits of the company available for distribution and resolved to be distributed in respect of any financial year shall be distributed among the Shareholders. Every dividend shall be distributed to the Shareholders pro rata as nearly as may be according to the number of Ordinary Shares held by them respectively.

Subject to any special rights, privileges and restrictions attached to any Shares:

- On a vote at a general meeting on a show of hands, every Shareholder who is present in person (including, in the case of a corporation, by representative) or by proxy shall have one vote:

# Interconnector Limited

## Notes to the financial statements

### 24 Share capital (continued)

- On a vote at a general meeting on a poll, every Shareholder who is present in person (including, in the case of a corporation, by representative) or by proxy shall have one vote for every Ordinary Share in respect of which he is the Holder or in respect of which his appointment as a proxy has been made; and
- On a vote on a written resolution, every Shareholder shall have one vote for every Ordinary Share of which he is the Holder.

No dividends have been declared on the IZT shares in the year and consequently, no dividend attaches to the preference shares.

### 25 Other reserves

	Group			Company	
	Translation reserve	Fair value reserve of financial assets at FVOCI	Total	Fair value reserve of financial assets at FVOCI	Total
	£'000	£'000	£'000	£'000	£'000
1 January 2023	490	(140)	350	(140)	(140)
Exchange differences arising on translation of foreign operations	(121)	-	(121)	-	-
Fair value loss on debt instruments at FVOCI	-	(24)	(24)	(29)	(29)
<b>At 31 December 2023</b>	<b>369</b>	<b>(164)</b>	<b>205</b>	<b>(169)</b>	<b>(169)</b>
Exchange differences arising on translation of foreign operations	(297)	-	(297)	-	-
Fair value loss on debt instruments at FVOCI	-	-	-	(29)	(29)
<b>At 31 December 2024</b>	<b>72</b>	<b>(164)</b>	<b>(92)</b>	<b>(198)</b>	<b>(198)</b>

### Nature and purpose of other reserves

#### Financial assets at FVOCI

The group has elected to recognise changes in the fair value of certain investments in equity securities in OCI, as explained in note 13. These changes are accumulated within the FVOCI reserve within equity. The group transfers amounts from this reserve to retained earnings when the relevant equity securities are derecognised.

# Interconnector Limited

## Notes to the financial statements

### 25 Other reserves (continued)

#### Translation reserve

Exchange differences arising on translation of the foreign controlled entity are recognised in other comprehensive income and accumulated in a separate reserve within equity. The cumulative amount is reclassified to profit or loss when the net investment is disposed of.

### 26 Cash generated from operations

Group	For the year ended 31 December 2024	For the year ended 31 December 2023
	£'000	£'000
<b>Profit before income tax</b>	<b>63,437</b>	65,136
Adjustments for:		
Depreciation and impairment	8,218	22,743
Finance costs - net	1,705	834
Movement in regulatory liability	30	75,880
Other non-cash items in the income statement	(1,567)	4,850
Changes in working capital:		
Decrease in debtors	3,609	10,331
(Decrease) in creditors	(13,388)	(58,586)
Increase in Provision	5,000	-
(Decrease) in inventory	(307)	1,961
<b>Cash generated from operations</b>	<b>102,901</b>	123,149

# Interconnector Limited

## Notes to the financial statements

### 26 Cash generated from operations (continued)

Company	For the year ended 31 December 2024	For the year ended 31 December 2023
	£'000	£'000
<b>Profit before income tax</b>	<b>62,514</b>	64,322
Adjustments for:		
Depreciation	8,218	22,743
Finance income - net	1,805	969
Movement in regulatory liability	30	36,194
Other non-cash items in the income statement	(1,529)	5,252
Changes in working capital:		
Decrease in debtors	3,573	10,520
(Decrease) in creditors	(12,500)	(58,298)
Increase in Provision	5,000	-
(Decrease) in inventory	(307)	1,961
<b>Cash generated from operations</b>	<b>102,968</b>	123,349

# Interconnector Limited

## Notes to the financial statements

### 27 Net debt reconciliation

Group	For the year ended 31 December 2024 £'000	For the year ended 31 December 2023 £'000
Cash and cash equivalents	158,534	156,801
Lease liabilities – repayable within one year	(17,522)	(16,523)
Lease liabilities – repayable after one year	(14,929)	(31,755)
<b>Net debt</b>	<b>126,083</b>	<b>108,523</b>

Cash and cash equivalents	158,534	156,801
Gross debt – fixed interest rates	(32,451)	(48,278)
<b>Net debt</b>	<b>126,083</b>	<b>108,523</b>

Group	Cash £'000	Leases due within 1 year £'000	Leases due after 1 year £'000	Total £'000
<b>Net debt as at 1 January 2023</b>	<b>185,874</b>	<b>(17,475)</b>	<b>(49,215)</b>	<b>119,184</b>
Cash flows	(29,073)	14,960	-	(14,113)
Foreign exchange adjustment	-	(214)	3,406	3,192
Other non-cash movements	-	(13,795)	14,055	260
<b>Net debt as at 31 December 2023</b>	<b>156,801</b>	<b>(16,524)</b>	<b>(31,754)</b>	<b>108,523</b>
Cash flows	1,282	16,034	-	17,316
Foreign exchange adjustment	451	(2,838)	2,771	384
Other non-cash movements	-	(14,195)	14,055	(140)
<b>Net debt as at 31 December 2024</b>	<b>158,534</b>	<b>(17,523)</b>	<b>(14,928)</b>	<b>126,083</b>

# Interconnector Limited

## Notes to the financial statements

### 27 Net debt reconciliation (continued)

Company	For the year ended 31 December 2024 £'000	For the year ended 31 December 2023 £'000
Cash and cash equivalents	158,379	156,334
Lease liabilities – repayable within one year	(17,522)	(16,523)
Lease liabilities – repayable after one year	(14,929)	(31,755)
<b>Net debt</b>	<b>125,928</b>	<b>108,056</b>
Cash and cash equivalents	158,379	156,334
Gross debt – fixed interest rates	(32,451)	(48,278)
<b>Net debt</b>	<b>125,928</b>	<b>108,056</b>

Company	Cash £'000	Leases due within 1 year £'000	Leases due after 1 year £'000	Total £'000
<b>Net debt as at 1 January 2023</b>	<b>185,172</b>	<b>(17,475)</b>	<b>(49,215)</b>	<b>118,482</b>
Cash flows	(28,837)	17,841	-	(10,996)
Foreign exchange adjustment	-	(2,830)	3,406	576
Other non-cash movements	(1)	(14,061)	14,055	(7)
<b>Net debt as at 31 December 2023</b>	<b>156,334</b>	<b>(16,523)</b>	<b>(31,755)</b>	<b>108,056</b>
Cash flows	1,593	16,034	-	17,627
Foreign exchange adjustment	451	(2,846)	2,771	376
Other non-cash movements	1	(14,187)	14,055	(131)
<b>Net debt as at 31 December 2024</b>	<b>158,379</b>	<b>(17,522)</b>	<b>(14,928)</b>	<b>125,927</b>

### 28 Commitments

The company has granted guarantees to Fluxys Belgium and to FLZ, guaranteeing the performance by IZT of all its obligations relating to leases (note 19).

# Interconnector Limited

## Notes to the financial statements

### 29 Contingent liabilities

#### Decommissioning

The company has potential obligations under UK and Belgian legislation to decommission the pipeline and terminal assets at the end of their service life. The service life of the Interconnector system is limited by the service life of the pipeline which, in its current condition, extends for at least 73 years. When it was laid, the Interconnector pipeline was trenched to a depth of one metre along its length and buried in the busy shipping lane areas. However tidal conditions can expose the pipeline in some areas. Current UK regulatory guidelines require the removal of the pipe in areas prone to exposure. The company periodically surveys the offshore pipeline and past results have shown an area extending over 10km of the route where short sections of the pipeline have been exposed. The current costs of removing the pipeline in such areas would be approximately £1.0 million per kilometre removed. The estimated present value of removing a section of 10 kilometres is £3.6 million (2023: £3.5m), if discounted to the end of the service life of the pipeline.

Under current Belgian legislation, full removal of the pipeline is required. The decommissioning cost estimate for the Belgian section is based on calculations performed by an external expert in 2021, which estimated the total cost of removal at £59.7 million. When inflated at 2% and discounted at 3.55%, the present value of this obligation in 2024 is estimated to be £21.2 million (2023: 20.4m). These figures reflect the latest available estimates and will be reviewed periodically in line with regulatory updates and financial reporting requirements. The scope of the offshore decommissioning will depend on the legislative requirements and the seabed conditions at the point of decommissioning. These circumstances cannot be reliably predicted so far in advance.

The service life of the terminals, if constantly maintained, can be extended to the end of the service life of the pipeline. The terminals have a current decommissioning cost of approximately £8.6 million (2023: £8.6m). The estimated present value of this obligation is £3 million (2023: £2.9m), if discounted to the end of the expected service life of the pipeline.

Given the length of time before these costs are anticipated to be incurred, there is considerable uncertainty over the nature of the regulations that will prevail, and the cost of the resources required. Accordingly, a contingent liability has been disclosed as at 31 December 2024 for the potential obligation.

### 30 Regulatory reporting

As part of INT's certification, CREG's established a tariff methodology defining the principles for determining tariffs and the related procedures incl. a statement of actual costs and revenues in respect of the previous tariff period. The methodology establishes profit caps and requires a maintenance of an equalisation account which is adjusted for the amounts over/under the regulatory profit thresholds.

# Interconnector Limited

## Notes to the financial statements

### 30 Regulatory reporting (continued)

Group and Company	2024	Restated 2023
	£'000	£'000
Opening balance as at 1 January	171,163	101,109
Additions	36,194	75,880
Release of liability	(9,237)	(11,240)
Interest	9,167	5,414
<b>At 31 December</b>	<b>207,287</b>	<b>171,163</b>

LIBOR was abolished in 2023, as a result using SONIA interest rate to calculate the interest accrued on the liability. The interest charge on regulatory liability is accounted for in finance costs.

### Regulatory Reporting Reconciliation

Group and Company	2024	2023
	£'000	£'000
Current	11,450	9,237
Non-Current	195,837	161,926
<b>At 31 December</b>	<b>207,287</b>	<b>171,163</b>

In the prior year, the regulatory liability had been disclosed as a non-current liability. However, a decision received from CREG in July 2023 allows for 50% of CAPEX expense to be used to unwind the liability and the company has decided to present a portion of the liability as current based on the board approved CAPEX plan for 2025. The 2023 presentation has been updated for consistency. Further details are provided in note 36.

### 31 Related party transactions

#### Group

The ultimate parent undertaking and the largest group to consolidate these financial statements is Publigas SA, whose registered office is Galerie Ravenstein 4, 1000 Brussels, Belgium. Consolidated financial statements for Publigas SA are available at its registered address. The group's controlling party is Fluxys SA, a company incorporated in Belgium, which owns 76.32% (2023: 76.32%) of the company's shares. The immediate parent undertaking is Fluxys UK Limited.

# Interconnector Limited

## Notes to the financial statements

### 31 Related party transactions (continued)

The group's operating expenses for the year ended 31 December 2024 included related party transactions in relation to maintenance and operation of the Zeebrugge terminal, IT support services, commercial dispatching, and management services paid to Fluxys SA, Fluxys Belgium SA and Fluxys Europe SA, which are subsidiaries of Fluxys SA, the group's ultimate parent company. The group also incurred costs for capital projects including the development of IT software as summarised below.

In addition, during the year ended 31 December 2024, lease rentals in relation to the Belgium terminal (see note 19) were paid to Fluxys Belgium SA.

Snam International B.V., a subsidiary of Snam S.p.A. owns the remaining 23.68% of the company. During the year ended 31 December 2024, the group incurred costs for management services payable to Snam S.p.A.

Transactions with related parties:

	2024 £'000	2023 £'000
<b>Fluxys and associated companies:</b>		
Operating expenses	7,770	6,751
Capital costs	416	1,220
Lease rentals	0	427
Dividends paid	38,225	76,452
<b>Snam and associated companies:</b>		
Operating expenses	346	365
Capital costs	4,931	13,235
Dividends paid	11,863	23,726

Amounts outstanding at year end:

	2024 £'000	2023 £'000
Fluxys and associated companies	2,393	1,120
Snam and associated companies	2,559	2,974

### Company

As mentioned in note 14, IZT is a partly owned subsidiary of the company. Details of transactions and balances with IZT, which fully eliminate on consolidation in the group financial statements, are set out below.

The company's cost of sales for the year ended 31 December 2024 include purchases from IZT, in accordance with the Service Agreement between the company and IZT. The company also capitalised some costs recharged from IZT. In addition, lease rentals for the Belgian terminal (see note 19) were recharged by IZT to the company.

# Interconnector Limited

## Notes to the financial statements

### 31 Related party transactions (continued)

Transactions with subsidiary undertakings:

	2024 £'000	2023 £'000
<b>IZT:</b>		
Operating expenses	6,059	5,878
Capital costs	5,727	3,435
Lease rentals (note 19)	17,512	16,553
<b>ILC</b>		
Dividend income	32	32

The company had the following balances outstanding at 31 December (to)/from subsidiary undertakings:

	31 December 2024 £'000	31 December 2023 £'000
Related party		
IZT - purchases	-	-
IZT – loan (note 15)	5,127	3,720
ILC	-	-

The group participates in a corporation tax group settlement arrangement, whereby the company settles corporation tax liabilities on behalf of wholly owned subsidiaries. The corporation tax liability is included in the amounts owed to subsidiary undertakings at year-end, as disclosed in the table above.

### Commitments and guarantees

See note 28 for details of the company's commitments in respect of related parties.

### Key Management Personnel remuneration

See note 5 for further details.

### 32 Post balance sheet events

The directors have proposed a final dividend for the year ended 31 December 2024 of £0.425 per ordinary share (totalling £5 million). This has not been recognised in these financial statements as it had not been approved by the shareholders at the balance sheet date.

There are no other events subsequent to the balance sheet date that require disclosure or adjustment in the financial statements.

# Interconnector Limited

## Notes to the financial statements

### 33 Cash and cash equivalents

Restricted Cash Group	2024	2023
	£'000	£'000
Customer deposits	25,500	37,666
<b>Total Deposits</b>	<b>25,500</b>	<b>37,666</b>
<hr/>		
Non-Restricted Cash Group	2024	2023
	£'000	£'000
Bank Balances and Short-Term Deposits	133,033	119,135
<b>Total Non-Restricted Cash</b>	<b>133,033</b>	<b>119,135</b>
<b>Total Cash and Cash Equivalents</b>	<b>158,533</b>	<b>156,801</b>
<hr/>		
Restricted Cash Company	2024	2023
	£'000	£'000
Customer deposits	25,500	37,666
<b>Total Deposits</b>	<b>25,500</b>	<b>37,666</b>

# Interconnector Limited

## Notes to the financial statements

### 33 Cash and cash equivalents (continued)

#### Non-Restricted Cash Company

	2024 £'000	2023 £'000
<b>Bank Balances and Short-Term Deposits</b>	<b>132,879</b>	118,668
<b>Total Non-Restricted Cash</b>	<b>132,879</b>	118,668
<b>Total Cash and Cash Equivalents</b>	<b>158,379</b>	156,334

The IAA contract outlines credit rating requirements for all customers. If not fulfilled, customers must provide a cash deposit for three months of estimated capacity purchases. Customer deposits are restricted and are included in the company's and group's cash flows. A corresponding liability is recognised within trade and other payables.

### 34 Provision

#### Group and Company

	2024 £'000	2023 £'000
<b>Regulatory penalties</b>	<b>5,000</b>	-
<b>Total</b>	<b>5,000</b>	-

During the year ended 31 December 2023, the Group was subject to an inspection by one of its regulators in connection with ongoing work in the sphere of cyber security. An enforcement case was subsequently opened and, as at 31 December 2023, no provision was recognised for potential penalties because the outcome of the case was uncertain.

During 2024, the Group received notice of intention to issue a penalty. The Group has therefore recognised a provision for the maximum amount of the penalty in accordance with IAS 37. INT has submitted representations to the regulator in relation to the regulatory action which must be taken into account before a final decision is made.

# Interconnector Limited

## Notes to the financial statements

### 35 Short Term Investment

Group and Company	2024 £'000	2023 £'000
Short Term Investment	25,000	-
<b>Total</b>	<b>25,000</b>	<b>-</b>

Interconnector Limited holds short-term investments to optimise cash management and ensure liquidity while safeguarding capital. These investments, which have maturities of less than 12 months, are made in highly liquid, low-risk instruments that align with the company's Treasury Policy. The primary objective is to generate a return on surplus cash while maintaining flexibility to meet operational and financial commitments. The selection of investment instruments follows strict credit rating criteria, as outlined in the Treasury Policy, to mitigate counterparty risk.

### 36 Prior Period Restatement

#### Regulatory Reporting Reconciliation

Group and Company	2023 As previously reported £'000	Adjustments £'000	Restated £'000
Current	-	9,237	9,237
Non-Current	171,163	(9,237)	161,926
<b>At 31 December</b>	<b>171,163</b>	<b>-</b>	<b>171,163</b>

In the prior year, the regulatory liability had been disclosed as a non-current liability. However, a decision received from CREG in July 2023 allows for 50% of CAPEX expense to be used to unwind the liability and the company has decided to present a portion of the liability as current based on the board approved CAPEX plan for 2025. The 2023 presentation has been updated for consistency.

