



ACCESS CODE FOR TRANSMISSION



Attachment C.3:

Operating Procedures for Quality
Conversion Services

Table of Contents

1. Definitions	<u>32</u>
2. Subject	<u>43</u>
3. General provisions	<u>44</u>
3.1. General	<u>4</u>
3.2. Topology and Quality Conversion Services	<u>54</u>
4. Temperature reference	<u>65</u>
4.1. Daily forecasted Equivalent Temperature	<u>65</u>
5. Quality Conversion H→L	<u>65</u>
5.1. Subscribed and Real Quality Conversion Capacity	<u>75</u>
5.1.1. Maintenance Factor (MF)	<u>75</u>
5.1.2. Real Quality Conversion Capacity for Base Load	<u>86</u>
5.1.3. Real Quality Conversion Capacity for Seasonal Load and the Seasonal Factor	<u>86</u>
5.1.4. Real Quality Conversion Capacity for Peak Load, the Demand Factor and the Interruption Factor	<u>86</u>
5.1.5. Calculation of the Real Quality Conversion Capacity	<u>97</u>
5.1.6. Publication of Real capacity and correction factors	<u>108</u>
5.2. Tests	<u>108</u>
6. Quality Conversion L→H	<u>108</u>
7. Nominations and Confirmations	<u>108</u>
7.1. Process and Messages	<u>108</u>
7.1.1. SDT, TDT, Applicable Re-nomination Lead-Time and Applicable Interruption/Constraint Lead-Time	<u>108</u>
7.1.2. Daily nomination procedures	<u>119</u>
7.1.3. Day-ahead Nomination on Gas Day d-1 at 17:00 hours	<u>1210</u>
7.1.4. Within-Day Re-nomination cycle	<u>1210</u>
7.2. Confirmations	<u>1310</u>
7.2.1. Capacity check	<u>1310</u>
7.2.2. Quality Conversion Interruption	<u>1311</u>
7.2.3. Quality Conversion Constraint	<u>1411</u>
7.2.4. Reduction Rule	<u>1412</u>
8. Allocations	<u>1512</u>
8.1. Allocation process	<u>1513</u>
8.2. Reporting	<u>1513</u>
9. Exchanged Data	<u>1513</u>

1. Definitions

Unless the context requires otherwise, the definitions set out in the Attachment 3 of the STA apply to this Attachment C.3. Capitalized words and expressions used in this Attachment C.3 which are not defined in the Attachment 3 of the STA shall have the following meaning:

<i>Day-Ahead</i>	Before 17:00h on Gasday <i>d-1</i> , as described in section 7.1.2.
<i>DF</i>	Demand Factor – factor that varies between 0 and 100% - [0%...100%] - and that depends on the level of Natural Gas offtake in the region of Antwerp, as provided for in section 5.1.4.
<i>IF</i>	Interruption Factor – factor that varies between 0 and 100% - [0%...100%] - which indicates the availability of the Subscribed Interruptible Quality Conversion Capacity, as provided for in section 5.1.4.
<i>MF</i>	Maintenance Factor – factor that varies between 0 and 100% - [0%...100%] - which indicates the influence of maintenance on the Real Quality Conversion Capacity, as provided for in section 5.1.1.
<i>RCC_{bl,g}</i>	Real Quality Conversion Capacity for Base Load – the total capacity available for Base Load Quality Conversion Services H→L per <u>Grid Network</u> User <i>g</i> , expressed in kWh/h, as provided for in section 5.1.2.
<i>RCC_{pl,g}</i>	Real Quality Conversion Capacity for Peak Load – the total capacity available for Peak Load Quality Conversion Services H→L per <u>Grid Network</u> User <i>g</i> , expressed in kWh/h, as provided for in section 5.1.4.
<i>RCC_{sl,g}</i>	Real Quality Conversion Capacity for Seasonal Load – the total capacity available for Seasonal Load Quality Conversion Services H→L per <u>Grid Network</u> User <i>g</i> , expressed in kWh/h, as provided for in section 5.1.3.
<i>RCC_g</i>	Real Quality Conversion Capacity – the total capacity available for Quality Conversion Services H→L per <u>Grid Network</u> User <i>g</i> , expressed in kWh/h, as provided for in section 5.1.5.
<i>SF</i>	Seasonal Factor – factor that varies between 0 and 100% - [0%...100%] - and that depends on the time of year, as provided for in section 5.1.3.
<i>SFCC_{bl,g}</i>	Subscribed Firm Quality Conversion Capacity for Base Load (expressed in kWh/h), being the Firm Base Load Quality Conversion Service H→L Capacity, subscribed by the <u>Grid Network</u> User <i>g</i> as provided for in section 4.6.1 of Attachment B of the ACT.
<i>SFCC_{pl,g}</i>	Subscribed Firm Quality Conversion Capacity for Peak Load (expressed in kWh/h), being the Firm Peak Load Quality Conversion Service H→L Capacity part of standard bundled unit for the Peak Load Quality Conversion Service, subscribed by the <u>Grid Network</u> User <i>g</i> as provided for in section 4.6.1 of Attachment B of the ACT.

$SFCC_{sl,g}$	Subscribed Firm Quality Conversion Capacity for Seasonal Load (expressed in kWh/h), being the Firm Seasonal Load Quality Conversion Service H→L Capacity, subscribed by the Grid-Network User g as provided for in section 4.6.1 of Attachment B of the ACT.
$SICC_{pl,g}$	Subscribed Interruptible Quality Conversion Capacity for Peak Load (expressed in kWh/h), being the Interruptible H→L Capacity part of standard bundled unit for the Peak Load Quality Conversion Service, subscribed by the Grid-Network User g as provided for in section 4.6.1 of Attachment B of the ACT.
$t^{\circ}_{d,f}$	Temperature (forecast) – daily – expressed in °C; forecast of average temperature at Uccle for day d , as provided for in section 4.1.
$t^{\circ}_{d,r}$	Temperature (real) – daily – expressed in °C; real average temperature at Uccle for Day d , as provided for in section 4.1.
$t^{\circ}_{d,eq,f}$	Equivalent Temperature (forecast) – daily – expressed in °C; weighted average temperature at Uccle for Day d ; calculated using $t^{\circ}_{d,f}$, $t^{\circ}_{d-1,r}$ and $t^{\circ}_{d-2,r}$, as provided for in section 4.1.
TFCC	Total Firm Quality Conversion Capacity – the capacity that is offered to subscribe Quality Conversion Services H→ L, expressed in kWh/h, as provided for in section 5.1.5.
<i>Transfo Season</i>	Transfo Season – period starting on 1 November of the Contract Year until 31 March of the following Year, as provided for in section 5.1.3.

2. Subject

The Operating Procedures for Quality Conversion Services describe the operational rules and procedures which are required for the proper utilisation of the Quality Conversion Services. The Quality Conversion H→L Services and the Quality Conversion [L→to](#) H Service are separate Transmission Services that can be subscribed as described in Attachment B of the Access Code for Transmission (Subscription and Allocation of Transmission Services). The Operating Procedures for Quality Conversion Services describe the exchange of operational information between TSO and the [Grid-Network](#) Users, which is required in order to have quantities of Natural Gas (re)-delivered by the [Grid-Network](#) Users at the Installation Point “QC” and at the Installation Point “H₂-IN” (as from 01/07/2023, subject to a pre notice of 4 weeks).

3. General provisions

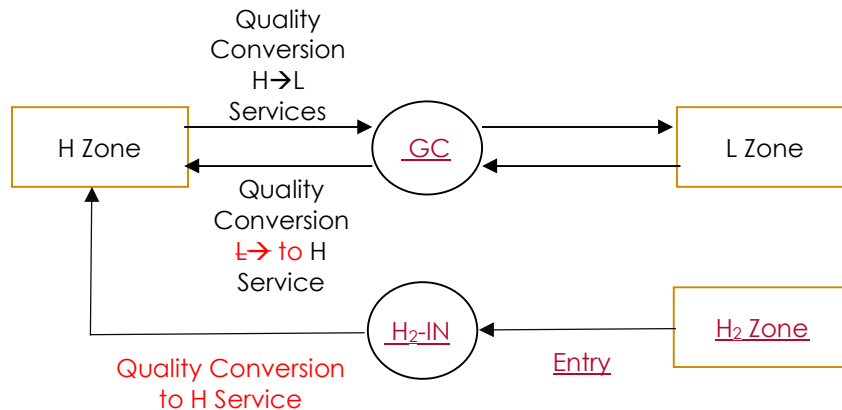
3.1. General

The general provisions as described in section 3 of Attachment C.1 shall also be applicable for the Operating Procedures for Quality Conversion Services.

3.2. Topology and Quality Conversion Services

The operational model that is used for managing the Quality Conversion Services consists of the following elements (see figure below):

- the L Zone of the Transmission Grid,
- the H Zone of the Transmission Grid,
- ~~the Quality Conversion system, which is the conceptual name aggregating all the technical facilities where the TSO operates the quality conversion for Grid Users and where the TSO offers its Quality Conversion Services. The Quality Conversion system is located within the Installation Point "QC",~~
- ~~the L Zone of the Transmission Grid,~~
- the Installation Point "QC" which is the conceptual name aggregating all the technical facilities where TSO operates the quality conversion between L-gas and H-gas, connected to the H Zone and the L zone,
- The Installation Point "H₂-IN" (as from 01/07/2023, subject to a pre notice of 4 weeks) which is the technical facility where TSO injects H₂ into H-gas
- ~~the H Zone of the Transmission Grid.~~



Positive Nominations on the Installation Point "QC" shall be considered as Nominations for the "Quality Conversion to H Service", by which quantities exit from the L Zone and enter into the H Zone. Negative Nominations on the Installation Point "QC" shall be considered as Nominations for the "Quality Conversion H→L Services", by which quantities enter into the L Zone and exit from the H Zone.

Quality Conversion to H Service is implicitly allocated with Entry Service at Installation Point "H₂-IN" (as from 01/07/2023, subject to a pre notice of 4 weeks). As a consequence, no explicit Nomination is needed for the Quality Conversion to H Service.

4. Temperature reference

4.1. Daily forecasted Equivalent Temperature

The Equivalent Temperature (forecast) $t_{d,eq,f}^{\circ}$ for Day d is defined as the sum of 60 % of the Temperature (forecast) of Day d , 30 % of the Temperature (real) of Day $d-1$ and 10 % of Temperature (real) of Day $d-2$:

$$t_{d,eq,f}^{\circ} = 0.6 t_{d,f}^{\circ} + 0.3 t_{d-1,r}^{\circ} + 0.1 t_{d-2,r}^{\circ}$$

For each Day d of Month m , the Temperature (forecast) and the Equivalent Temperature (forecast) at Ukkel ($t_{d,eq,f}^{\circ}$) are calculated every day, and published at 13:15 hours on the TSOs Electronic Data Platform.

5. Quality Conversion H→L¹

The Quality Conversion Services H→L consist of the possibility to convert H-Gas from the H-Zone into L-Gas towards the L-Zone at the Installation Point "QC". Different Quality

¹ [Service will be stopped as from 01/04/2023](#)

Conversion Services H→L exist, namely “Peak Load”, “Base Load”² and “Seasonal Load”³, each with a different tariff and different specifications regarding availability of the capacity.

5.1. Subscribed and Real Quality Conversion Capacity

The Real Quality Conversion Capacity is the part of the Subscribed Quality Conversion H→L Capacity by the Grid-Network User that is available to the Grid-Network User, given the different Services subscribed by the Grid-Network User and different correction factors (as described in this section), and which he can use for the Nominations (as described in section 7).

5.1.1. Maintenance Factor (MF)

The TSO shall, in accordance with the Standard Transmission Agreement, notify the Grid Network User with its best estimates on maintenance and its influence on the Real Quality Conversion Capacity of the different Quality Conversion Services, including durations and delivery levels during such periods. The default value of the MF is 100% indicating that there is no impact related to maintenance.

In accordance with Attachment F, in case of Emergency TSO shall have the right at any time and without prejudice to the above, to interrupt all or part of the Real Quality

² Base load quality conversion service will only be available until 31 March 2023 for Gas Year 2022-2023, afterwards the Service will no longer be available

³ Seasonal load quality conversion service will only be available until 31 March 2023 for Gas Year 2022-2023, afterwards the Service will no longer be available

Conversion Capacity immediately in order to safeguard the safety and integrity of the Transmission System and to perform the necessary repairs and/or replacement works.

5.1.2. Real Quality Conversion Capacity for Base Load

The Real Quality Conversion Capacity for Base Load ($RCC_{bl,g}$) of Grid-Network User g is determined by the Subscribed Firm Base Load Quality Conversion Capacity ($SFCC_{bl,g}$) and the Maintenance Factor (MF) as follows:

$$RCC_{bl,g} = SFCC_{bl,g} * MF$$

5.1.3. Real Quality Conversion Capacity for Seasonal Load and the Seasonal Factor

The Real Quality Conversion Capacity for Seasonal Load ($RCC_{sl,g}$) of Grid-Network User g is determined by the Subscribed Firm Seasonal Load Quality Conversion Capacity ($SFCC_{sl,g}$), the Seasonal Factor (SF) and the Maintenance factor (MF) as follows:

$$RCC_{sl,g} = SFCC_{sl,g} * SF * MF$$

The Seasonal Factor depends on the date and is applicable on the Subscribed Firm Seasonal Load Quality Conversion Capacity of the Grid-Network User(s). In the case of exceptionally high temperatures for the time of year the TSO can adapt the Seasonal Factor and thus the Real Quality Conversion Capacity for Seasonal Load for the concerning Gas Day.

Default Seasonal Factor (SF)

Time of year	Seasonal Factor (SF)
1 November -> 31 March	100%
1 April -> 31 October	50%

5.1.4. Real Quality Conversion Capacity for Peak Load, the Demand Factor and the Interruption Factor

The Real Quality Conversion Capacity for Peak Load ($RCC_{pl,g}$) of Grid-Network User g is determined by the Subscribed Firm Peak Load Quality Conversion Capacity ($SFCC_{pl,g}$), Subscribed Interruptible Peak Load Quality Conversion Capacity ($SICC_{pl,g}$) the Demand Factor (DF), Interruption Factor (IF) and the Maintenance factor (MF) as follows:

$$RCC_{pl,g} = \min \left(1, DF * \left(\frac{TFCC_{pl,g}}{\sum_g SFCC_{pl,g}} \right) \right) * SFCC_{pl,g} * MF + SICC_{pl,g} * IF$$

The Demand Factor depends on the Equivalent Temperature and is applicable on the Subscribed Firm Quality Conversion Capacity of the Grid-Network User(s). In the exceptional case the Equivalent Temperature, Within-Day, results in a different Demand Factor than the

default Demand Factor based on the Daily forecasted Equivalent Temperature Day ahead (as described in section 4), the TSO will adapt the Demand Factor and thus the Real Quality Conversion Capacity for the concerning Gas Day as needed and possible for the Transmission Grid. In this case, the TSO will adapt the publication of the correction factors and the Real Quality Conversion Capacity as quickly as possible.

Default Demand Factor (DF)

$t^{\circ}_{d,eq,f}$	Demand Factor (DF)
$8^{\circ}\text{C} \geq t^{\circ}_{d,eq,f}$	0%
$5^{\circ}\text{C} \leq t^{\circ}_{d,eq,f} < 8^{\circ}\text{C}$	10%
$2^{\circ}\text{C} \leq t^{\circ}_{d,eq,f} < 5^{\circ}\text{C}$	30%
$0^{\circ}\text{C} \leq t^{\circ}_{d,eq,f} < 2^{\circ}\text{C}$	70%
$-5^{\circ}\text{C} \leq t^{\circ}_{d,eq,f} < 0^{\circ}\text{C}$	90%
$t^{\circ}_{d,eq,f} \leq -5^{\circ}\text{C}$	100%

The Quality Conversion System is designed for operation under cold temperatures in the winter months. Therefore the Peak Load Quality Conversion Capacity is only available during the Transfo Season, which is from 1 November of the Contract Year until 31 March of the following Year. Outside the Transfo Season the Default Demand Factor (DF) is set at 0%.

In case of interruption or reduction of the Subscribed Interruptible Quality Conversion Capacity of the Grid-Network User(s) and if known at least 4 hours in advance the Grid-Network User will be notified by the TSO of a reduction of the Interruptible Quality Conversion Capacity by applying the relevant Interruption Factor. If the necessity for interruption occurs within a shorter timeframe the procedure as in section 7.2.2 will be followed. The default value of the IF during the Transfo Season is 100% (no interruption) but this can vary depending on the circumstances. Outside the Transfo Season the Interruptible Quality Conversion Capacity will not be available and the default value of the IF is set at 0%.

For calculation purposes, the Maintenance Factor (MF) for the Real Quality Conversion Capacity is not applicable on the Subscribed Interruptible Quality Conversion Capacities of the Grid-Network User(s) ($SICC_{pl,g}$).

5.1.5. Calculation of the Real Quality Conversion Capacity

The Real Quality Conversion Capacity (RCC_g) of a Grid-Network User g for all its different Subscribed Quality Conversion Services $H \rightarrow L$, expressed in kWh/h, using the Real Conversion Capacity for Base Load ($RCC_{bl,g}$), the Real Conversion Capacity for Seasonal Load ($RCC_{sl,g}$), the Real Conversion Capacity for Peak Load ($RCC_{pl,g}$) is calculated as follows:

$$RCC_g = RCC_{pl,g} + RCC_{bl,g} + RCC_{sl,g}$$

5.1.6. Publication of Real capacity and correction factors

The Real Quality Conversion Capacity (RCC_g) of a Grid-Network User g and the applicable factors are published by the TSO on a daily basis at 14:00 hours on the concerned Grid Network Users' private part of the Electronic Data Platform (EDP). In case the TSO is unable to publish this information through the Electronic Data Platform (EDP), it will be communicated by the TSO to the Grid-Network User by email and by fax.

5.2. Tests

The TSO is entitled to perform tests on Quality Conversion, subject to a written notification, sent by email and by fax taking into account a notification time of at least ten (10) Business Days.

For such tests, the TSO may request the cooperation of the Grid-Network User. In case the Grid-Network User chooses to cooperate to these tests he shall nominate the quantities requested by the TSO at the requested time within the limits of its Real Quality Conversion Capacity.

The TSO shall, acting as a "Reasonable and Prudent Operator", minimize the consequences of these tests for the Grid-Network User, with regard to, among others, the timing of such tests.

6. Quality Conversion L→to H

The Quality Conversion to H Service L→H consists of offers the possibility to convert/inject L-Gas or H₂ from the L-Zone into H-Gas into H-Zone in such a way that the mix remains a Compatible Gas.

The Quality Conversion Service L→to H is an interruptible service; in case of an interruption, the procedure in accordance with section 7.2.2 shall be applied.

7. Nominations and Confirmations

7.1. Process and Messages

7.1.1. SDT, TDT, Applicable Re-nomination Lead-Time and Applicable Interruption/Constraint Lead-Time

Grid-Network User's Daily Transmission Notice (SDT) as described in Attachment C.1 shall also be applicable for the Operating Procedures for Quality Conversion Services at Installation Point "QC" but not at Installation Point "H₂-IN" (as from 01/07/2023, subject to a pre notice of 4 weeks), where no nomination are needed.

TSO's Daily Confirmation Notice (TDT) as described in Attachment C.1 shall also be applicable for the Operating Procedures for all Quality Conversion Services.

The rules for the Applicable Re-nomination Lead-Time as described in Attachment C.1 shall also be applicable for the Operating Procedures for Quality Conversion Services with the exception that the applicable Re-nomination Lead-Time at the Installation Point "QC" is next full hour +6.

The rules for the applicable Interruption/Constraint Lead-Time as described in Attachment C.1 shall also be applicable for the Operating Procedures for Quality Conversion Services.

7.1.2. Daily nomination procedures

In order to notify TSO of the quantities of Natural Gas to be converted under the Standard Transmission Agreement, the Grid Network User shall notify TSO by sending nominations and, if applicable, Re-nominations to TSO, according to the following procedure.

A nomination shall only be sent for the Installation Point "QC" on the H Zone, stating the direction (negative nominations H→L and positive nominations L→to H), quantity and counterparty. TSO will deduce the nomination on the L Zone based on such nomination.

For the avoidance of doubts, no nomination shall be sent for the Quality Conversion to H Service at Installation Point H₂-IN (as from 01/07/2023, subject to a pre notice of 4 weeks).

TSO shall send a TSO Daily Confirmation Notice for the Installation Point "QC" on the H Zone, ~~and also~~ a TSO Daily Confirmation Notice for the Installation Point "QC" on the L Zone and/or a TSO Daily Confirmation Notice for the Installation Point "H₂-IN" (as from 01/07/2023, subject to a pre notice of 4 weeks).

The Grid Network User shall communicate to TSO the Day-ahead Nomination for the Installation Point "QC" on the H Zone or the Installation Point "H₂-IN" (as from 01/07/2023, subject to a pre notice of 4 weeks), being the last nomination received by TSO before 17:00 hours on Gas Day d-1 and accepted by TSO.

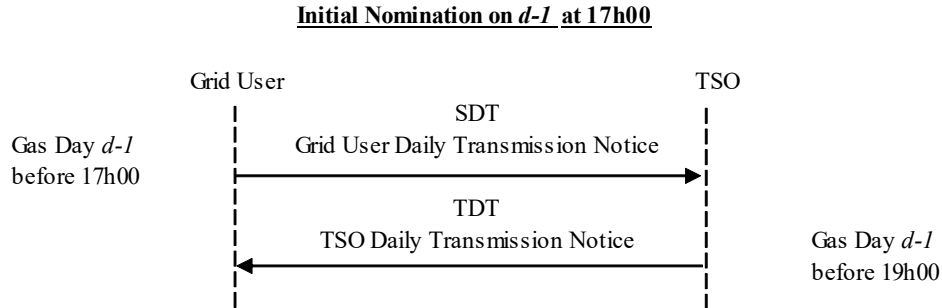
If applicable, the Grid Network User shall communicate to TSO a Within-Day Re-nomination for the Installation Point "QC" on the H Zone. The last Re-nomination shall be the last Re-nomination accepted by TSO. If no Re-nomination is received by TSO, the last Nomination is deemed equal to the accepted quantity of the (Day-ahead) Nomination.

The general procedure consists of four steps:

- For the Installation Point "QC", ~~t~~The Grid Network User sends a Grid Network User's Daily Transmission Notice (SDT) to TSO with the nomination ~~for the Installation Point "QC"~~ on the H Zone in accordance with section 7.1.1;

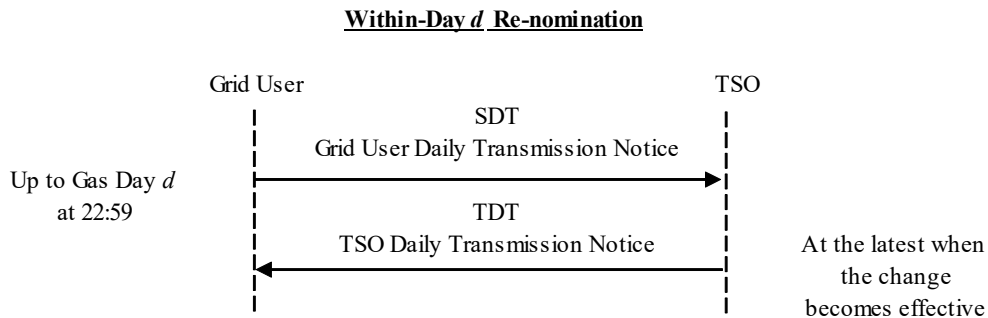
- For the Installation Point "H₂-IN" (as from 01/07/2023, subject to a pre notice of 4 weeks), the Network User sends a Network User's Daily Transmission Notice (SDT) for the associated Entry Service as set forth in Attachment C.1.
- TSO checks validity of the message_s format;
- TSO computes the Grid-Network User's hourly Confirmed Quantities of Natural Gas scheduled to be delivered by or redelivered to the Grid-Network User at the Installation Point "QC" and/or the Installation Point "H₂-IN" (as from 01/07/2023, subject to a pre notice of 4 weeks) in accordance with section 7.28-2 of Attachment C.3 and with Attachment C.1;
- TSO sends a TSO's Daily Confirmation Notice (TDT) to the Grid-Network User in accordance with section 7.1.1.

7.1.3. Day-ahead Nomination on Gas Day d-1 at 17:00 hours



The Day-ahead Nomination on d-1 at 17:00 hours is the (last) Nomination on d-1 before 17:00.

7.1.4. Within-Day Re-nomination cycle



The Within-Day Re-nomination cycle is optional. It is only used in case of changes to the Day-ahead Nomination. All Nominations received later than d-1 at 17:00 hours are Within-Day Re-nominations. For Within-Day Re-nominations on the Installation Point "QC" a lead time of next full hour +6 is applicable.

7.2. Confirmations

7.2.1. Capacity check

~~Without prejudice to Attachment A,~~ TSO performs, ~~without prejudice to Attachment A~~ for operational purposes, a first hourly capacity check for each Grid-Network User in-orderso that the hourly Confirmed quantities of the Grid-Network User in the TSO's Daily Confirmation Notice are not exceeding the total Real Quality Conversion Capacities (for Quality Conversion H→L Services: equal to the Real Quality Conversion Capacity, for Quality Conversion L→to H Services: equal to the Subscribed Quality Conversion L→to H Capacity taking interruptions into account) the Grid-Network User is entitled to.

In case the Grid-Network User would exceed its maximum Capacity rights on ~~an-the~~ Installation Point "QC" or on the Installation Point "H₂-IN" (as from 01/07/2023, subject to a pre notice of 4 weeks), TSO shall:

- Cap the Grid-Network User's hourly Nominated Quantities, if applicable, in order not to exceed the Real Quality Conversion Capacity rights the Grid-Network User is entitled to
- Send a new TDT to notify the Grid-Network User of the revised hourly Confirmed Quantities at the Installation Point "QC" or the Installation Point "H₂-IN" (as from 01/07/2023, subject to a pre notice of 4 weeks).

For the Installation Point "QC", in the exceptional case that the TSO, as a result of irregular aggregated Nominations, is not able to start or stop equipment within the term resulting from the Nominations, or is not able to execute the irregular Re-nominations, the TSO is authorized to modify the Nominations of the causing Grid-Network User(s) to an executable profile.

7.2.2. Quality Conversion Interruption

If the TSO decides that a partial or total interruption of the Interruptible capacity of the Quality Conversion L→to H Services is necessary, the TSO shall:

- Use its reasonable endeavours to give timely notice for each hour of the relevant Gas Day about the reduced availability of the Interruptible capacity rights on the Installation Point "QC" and/or the Installation Point "H₂-IN" (as from 01/07/2023, subject to a pre notice of 4 weeks) by sending a "TSO's Interruption Notice" by email fax and Edig@s to the Grid-Network Users specifying the Interruption Start Period, the Interruption End Period, the name of the Installation Point "QC", the direction and the remaining interruptible capacity.
- Apply the Interruption by reducing the Grid-Network Users interruptible capacity on the Installation Point "QC" and/or the Installation Point "H₂-IN" (as from 01/07/2023, subject to a pre notice of 4 weeks) pro rata their Subscribed Capacity for the Quality Conversion L→to H Services.

- Send a new TDT to notify the Grid-Network Users of the revised hourly Confirmed Quantities at the Installation Point “QC” and/or the Installation Point “H₂-IN” (as from 01/07/2023, subject to a pre notice of 4 weeks) in accordance with the confirmation process as described in this section if necessary.

Before the Interruption End Time, the TSO shall use its reasonable endeavours to issue a revised “TSO’s Interruption Notice” in order to modify the Interruption End Time and/or the interrupted capacity.

7.2.3. Quality Conversion Constraint

A Quality Conversion Constraint is an (un)planned event for a given limited period during which some contractual obligations cannot be met, that causes the available hourly capacity to be less than the sum of the Grid-Network Users’ hourly Confirmed Quantities and shall result in a revision of the hourly Confirmed Quantities on the Installation Point “QC” or on the Installation Point “H₂-IN” (as from 01/07/2023, subject to a pre notice of 4 weeks) on which the Quality Conversion Constraint has been put.

In case of a Quality Conversion Constraint, the TSO shall:

- Apply a constraint on the related Installation Point (“QC” or “H₂-IN”) that limits the total hourly Confirmed Quantities of the affected Grid-Network Users,
- Use its reasonable endeavours to give timely notice to the Grid-Network Users, of the Quality Conversion Constraint by sending a “TSO’s Constraint Notice” by email by fax to the Grid-Network Users specifying the Constraint Start Period, the Constraint End Period, the name of the Installation Point “QC” and the remaining capacity,
- Send a new TDT to notify the Grid-Network Users of the revised hourly Confirmed Quantities at the Installation Point “QC” or the Installation Point “H₂-IN” (as from 01/07/2023, subject to a pre notice of 4 weeks), if necessary.

Before the Constraint End Time, the TSO may issue a revised “TSO’s Constraint Notice” in order to modify the Constraint End Time and/or the remaining capacity.

The applicable Gas quality procedures for the Quality Conversion System-Services are according to provisions of the Standard Transmission Agreement and its Attachments.

7.2.4. Reduction Rule

~~At the Installation Point “QC”, in case the Nominated Quantity is higher than the Real Quality Conversion Capacity restricted by any rule, Quality Conversion Interruption, Quality Conversion Constraint or the Re-nomination band, TSO shall use the “lesser-of-rule principle” which means that the Confirmed Quantity shall be the lesser of all quantities. TSO shall use the “lesser-of-rule principle” which means that in case at an Installation Point “QC”, the Nominated Quantity is higher than the Real Quality Conversion Capacity restricted by any rule, Quality Conversion Interruption, Quality Conversion Constraint or the Re-nomination band, the Confirmed Quantity shall be the lesser of all quantities.~~

8. Allocations

The TSO calculates the Allocation in energy at the Installation Point "QC" ~~at~~in the H-Zone and ~~at~~in the L Zone and at the Installation Point "H₂-IN" (as from 01/07/2023, subject to a pre notice of 4 weeks) to determine the amounts of Natural Gas to be allocated to the different Grid Network Users when using Quality Conversion Services.

The Allocation is calculated using following elements:

- the Hourly Confirmed Quantities at the Installation Point "QC" at the H Zone or at the Installation Point "H₂-IN" (as from 01/07/2023, subject to a pre notice of 4 weeks);
- the Measured Quantities of Gas at the Installation Point "QC" at the H and L Zone;
- the Real Conversion Capacities for the different Subscribed Quality Conversion Services;
- the Allocation Rule that determines how the Allocation is calculated.

For Quality Conversion Services H→L, quantities of Natural Gas will first be allocated per Grid Network User to the Base Load Quality Conversion Service, then to the Seasonal Load Quality Conversion Service and only then towards Peak Load Quality Conversion Services, insofar the respective Real Conversion Capacities allow for this.

8.1. Allocation process

The Allocation process as described in Attachment C.1 shall also be applicable for the Operating Procedures for Quality Conversion Services.

An OBA is by default applicable at the Installation Point "QC" and at the Installation Point "H₂-IN" (as from 01/07/2023, subject to a pre notice of 4 weeks).

8.2. Reporting

The Reporting as described in Attachment C.1 shall also be applicable for the Operating Procedures for Quality Conversion Services.

9. Exchanged Data

Operational data will be made available on a reasonable endeavour basis through the Electronic Data Platform.