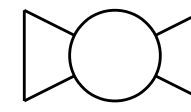

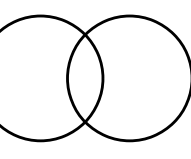




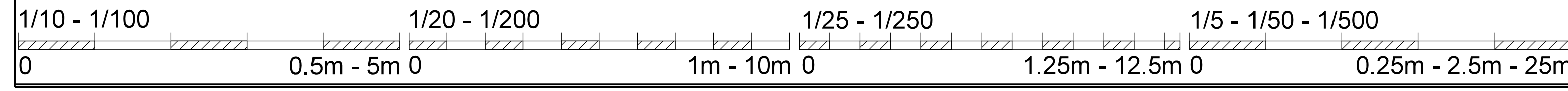


-  Vanne d'isolement générale d'entrée
-  Station de compression
-  Station de comptage
-  Station d'injection de gaz
-  Station de production de gaz
-  Point de raccordement
-  Sens du gaz



PROVINCE :		COMMUNE:			
SECTEUR:	CARTE: Map	LEVE CONDUITE PAR:		DATE:	
PRESSION MAX. DE SERVICE ADMISSIBLE:		MOP bar	LEVE TOPO PAR:		DATE:
	09/05/18				
0	28/09/20	Version initiale	PVDV	PVDV	- -
Ind.	Date	Evolution du plan		Dressé	Resp.BD Ch.de Proj. Demandeur

REPRODUCTION RESERVEE. CE PLAN NE PEUT ETRE COPIE, REPRODUIT, DONNE EN COMMUNICATION OU CEDE A DES TIERS SANS NOTRE AUTORISATION

PLAN GUIDE PROCEDURES OPERATIONNELLES - PRODUCTION DE GAZ ANNEXE 10



ECHELLE:	PLAN N°:
Scale	4.00000/ 01983
FORMAT:	REPLACE LE N°:
A3	