



ACCESS CODE FOR TRANSMISSION



Attachment C.1: Operating
Procedures

Contents

1. Subject, content, application area	3
1.1. Subject	3
1.2. Definitions and naming conventions	3
2. General Provisions	7
2.1. Time references	7
2.2. Transmission protocol	7
2.3. Nominations and matching procedures	7
2.4. Network User EDIG@S code	7
2.5. Company Network User code	8
3. Nominations and renominations	8
3.1. Introduction	8
3.2. Process and messages	8
3.2.1. Daily nomination procedures.....	8
3.2.2. Network User's Daily Transmission Notice (SDT)	9
3.2.3. TSO's Daily Confirmation Notice (TDT)	10
3.2.4. Applicable Renomination Lead-Time	11
3.2.5. Applicable Interruption/Constraint Lead-Time	11
3.3. Single sided nomination and double sided nomination at Interconnection Points	11
3.4. Single sided nominations on a Trading Platform for ZTP Trading Services	12
4. Confirmations	12
4.1. Capacity rules	13
4.1.1. Capacity check.....	13
4.1.2. Interconnection Point interruption.....	13
4.1.3. End User Domestic Exit Point interruption.....	14
4.2. Constraint Management Rules	14
4.2.1. Interconnection Point constraint	14
4.2.2. Cross Border Delivery Service constraint.....	15
4.2.3. End User Domestic Exit Point constraint	15
4.2.4. UK gas quality constraint	15
4.2.5. Imbalance constraint on the market balancing position	15
4.2.6. Constraint management.....	15
4.2.7. Allocation principle in case of a constraint	16
4.3. Matching rules	16
4.3.1. Matching at an Interconnection Point	16
4.3.2. Matching at an End User Domestic Exit Point	17
4.3.3. Matching for ZTP Trading Services	17
4.4. Balancing rule on specific services	17
4.5. Reduction rules at Interconnection Points or End User Domestic Exit Points	18

5. Physical delivery/redelivery obligation relating to a physical transaction	18
6. Allocation Procedure	19
6.1. Gas allocation rules	19
6.1.1. Allocation at Interconnection Points.....	19
6.1.2. Allocation at the End User Domestic Exit Point	20
6.1.3. Allocation at the Distribution Domestic Exit Point	21
6.1.4. Allocation for ZTP Trading Services	24
6.2. Reporting	24
6.2.1. Process	24
6.2.2. Hourly reporting	25
6.2.3. Monthly Final Allocations	26
7. Gas quality	27
8. Maintenance procedures	28
8.1. Long Term Planned Works	28
8.2. Short Term Planned Works	28
8.3. Emergency	29
8.4. Reduced Service Days	29
8.5. Adjustment of the Monthly Capacity Fee	29
8.6. Maintenance on Cross Border Capacity	29
9. Exchanged data	30
10. Contact details	30

1. Subject, content, application area

1.1. Subject

The Operating Procedures describe the operational rules and procedures which are required for the proper implementation of the Standard Transmission Agreement.

The Operating Procedures provide for the exchange of operational information between the TSO and the Network Users, which is required in order to have quantities of Natural Gas (re)delivered by the Network Users at the Interconnection Point(s) and or Domestic Exit Point(s).

1.2. Definitions and naming conventions

Unless the context requires otherwise, the definitions set out in Attachment 3 of the Standard Transmission Agreement apply to this Attachment C.1. Capitalised words and expressions used in this Attachment C.1 which are not defined in Attachment 3 of the Standard Transmission Agreement shall have the following meaning:

Active Network User shall mean the Network User who sends the Nominations in the process of single sided Nominations, as provided for in section 3.3.

Active TSO shall mean the TSO who receives the initial Nominations and Renominations in the process of single sided Nominations, as provided for in section 3.3.

Applicable Interruption/Constraint Lead-Time shall mean the minimum lead-time the TSO shall apply to inform Network Users/End Users of any interruption or constraint, at an Interconnection Point or End User Domestic Exit Point,

Applicable Renomination Lead-Time Renomination Lead-Time that shall be applicable at a specific Interconnection Point, End User Domestic Exit Point or for a ZTP Trading Service as provided for in section 3.2.4.

Counterparty shall mean a party to a ZTP Trading Service transaction, having also concluded an STA with the TSO and subscribed ZTP Trading Services.

CRGU Capacity Responsible Network User – Network User who is responsible for the Capacities subscribed on an End User Domestic Exit Point with the pooling of Capacity described in the Allocation Agreement.

Delivery shall mean the supply or purchase of Natural Gas by means of ZTP Trading Services.

End Time End Time – Last Gas Hour at which a constraint or interruption shall be applicable.

$GRF_{h,ARS}$ Provisional ARS Residu Factor – hourly value per Aggregated Receiving Station (ARS); factor that has to be applied to the result of multiplication the SLP Curve by the Yearly Standard Energy Offtake (as described in

section 6.1.3), in order to allocate fully the Exit Energy Metering $XEM_{h,ARS}$, as calculated for $h+1$.

$HPF_{h,ARS,g}$ Hourly Proportion Factor – shall mean the Hourly Proportion Factor (*HPF*) per Network User per ARS obtained by dividing the sum of the Yearly Standard Energy Offtake per Network User per ARS for all Profile End User Types and the sum of the Yearly Standard Energy Offtake for all Network Users per ARS and for all Profile End User Types.

$I_{DDEP,h,z,g}$ Distribution Domestic Exit Points Imbalance – hourly – quantity per Zone per Network User; expressed in kWh; in accordance with section 6.1.3.3.

$IS_{m,z}$ Imbalance Smoothing Allocation -- monthly quantity per Zone, expressed in GWh, as referred to in section 6.1.3.3.

$ISF_{m,z}$ Imbalance Smoothing Allocation– daily quantity expressed in percentage, as referred to in section 6.1.3.3.

Joint Declaration Notice

Document sent by the Passive Network User to the Passive TSO, in which it indicates that it authorises a specific Network User (Active Network User) to send single sided nominations on its behalf to the Active Grid Operator

Long Term Planned Works

shall mean the maintenance, repair and replacement works to be carried out during the next calendar year.

Match shall mean, in accordance with section 4.3, that there is a match in Nominations in terms of parties and quantities.

$MBP_{DDEP,DP,d,z}$ Distribution Domestic Exit Points Deep Point, value per Day d , per Zone z , expressed in kWh; as referred to in section 6.1.3.3.

Mismatch shall mean, in accordance with section 4.3, that there is a mismatch in Nominations in terms of parties and/or quantities.

$MTSR_f, MTSR_b, MTSR_i$
As described in Attachment A.

Net Confirmed Title Transfer

shall mean the net quantity of Natural Gas transferred to or from the Network User Balancing Position via ~~Zeebrugge, ZTP and/or ZTPL~~ in order to have balanced ZTP ~~Physical or ZTP National~~ Trading Services.

OBA or Operational Balancing Agreement

shall mean the agreement between the TSO and an Adjacent TSO for managing the operational differences between the Confirmed Quantities of Natural Gas and the Metered Quantities of Natural Gas.

PAGU Priority Allocated Network User – Network User who is prioritized in the Allocation at an End User Domestic Exit Point with the pooling of Capacity described in the Allocation Agreement.
Pair of Network Users shall mean the pair of Network Users who exchange gas by means of ZTP Trading Services or the pair of Network Users on either side of an

Interconnection Point who transmit Natural Gas via said Interconnection Point.

Passive Network User

shall mean the Network User who authorises the Active Network User to nominate the capacity in the process of single sided Nominations, as provided for in section 3.3.

Passive TSO

shall mean the TSO who receives the initial Nominations and Renominations from the Active TSO in the process of single sided Nominations, as provided for in section 3.3.

Priority Reduction List

shall mean the list with which the Network User can indicate its priorities to the TSO in the event of a constraint (for Wheeling, Zee Platform, OCUC or Direct Line Services). The Network User can send this list to the TSO for each shipper code per Interconnection Point or End User Domestic Exit Point via its Nominations.

Profil End User

shall mean all end users on the DSO grid without telemetering of which 4 Profile End User Types are defined.

PEUT

Profile End User Types – Consisting of the following Customer Segments SMR3, RMV, EMV, and EAV as described in ACT, Attachement B.

$Q_{h,g,ARS,SLPi}$

Hourly Standard Energy Offtake – hourly value per Network User, per ARS and per SLP Type; expressed in kWh. This is the standard offtake of the SLP End Users, calculated in function of the Yearly Standard Energy Offtake and the SLP Curve (as set out in section 6.1.3).

$Q_{y,g,ARS,SLPi}$

Yearly Standard Energy Offtake – yearly value per Network User, per ARS and per SLP Type or Profile End User Type (*PEUT*); expressed in kWh; as received from the DSOs (Distribution System Operators). This is the total yearly offtake of the profiled End Users, in relation to a standard year as determined by the DSOs.

Redelivery

shall mean the offtake or sale of Natural Gas by means of ZTP Trading Services.

Reduced Service Days

shall mean the total number of Days in a year during which the MTSRf and/or MTSRb may be interrupted in whole or in part by the TSO for Long Term Planned Works and Short Term Planned Works.

Relevant Network User

The Network User who supplies Natural Gas to the supplier active on the DSO grid, who in turn supplies Natural Gas to the End User on the DSO grid.

Renomination

Nomination used either in case of changes to the initial Nomination, or if the initial Nomination was received after 14:00 on d-1.

$RLPO_{h,ARS}$

shall mean the sum of the hourly Profile End User Type offtake of all Relevant Network Users at each ARS [kWh].

SDT Network User's Daily Transmission Notice - sent by the Network User to the TSO in accordance with section 3.2.2.

Short Term Planned Works

shall mean the maintenance, repair or replacement works which are required to be promptly performed in order to maintain the safety and integrity of the Transmission System.

Start Time Start Time - First Gas Hour at which a constraint or an interruption becomes applicable.

TDT TSO's Daily Confirmation Notice - sent by the TSO to the Network User in accordance with section 3.2.3.

Trading Platform shall mean a platform, provided by a company, for the anonymous trading of Natural Gas and which may be a Counterparty of the Network User.

TSO Constraint Notice

Notice sent by the TSO to the Network User to inform the Network User of a constraint of the Confirmed Quantities in accordance with article 4.2.

TSO Interruption Notice

Notice sent by the TSO to the Network User to inform the Network User of an interruption of the Subscribed Interruptible Capacity in accordance with article 6.

TSO Physical Transaction

Gas sale or purchase transaction between the TSO and Network User in accordance with section 5.

TSTEM_h Provisional Telemetered Station Energy Metering – hourly value *h* per telemetered Final Consumer on the DSO grid; expressed in kWh; offtake per hour measured by a telemetered installation.

TXEM_{h,ARS,g} Provisional Telemetered Exit Energy Metering – hourly value, per ARS and per Network User; expressed in kWh; offtake per hour measured by telemetered installations.

XEA_{h,g,ARS} Provisional Exit Energy Allocation – hourly value per Network User and per ARS; expressed in kWh, as referred to in section 6.

XEA'_{h,g,ARS} Final Exit Energy Allocation – hourly value per Network User and per ARS; expressed in kWh, as referred to in section 6.

XEA_{h,IP of XP,g} Exit Energy Allocation – provisional – hourly quantity per Network User and per Interconnection Point or Domestic Exit Point, as referred to in section 6.1.3.

XEA'_{h,IP of XP,g} Exit Energy Allocation – final – hourly quantity per Network User and per Interconnection Point or Domestic Exit Point, expressed in kWh, as referred to in section 6.

$XEAi_{sh,z,g}$	Imbalance Smoothing Allocation for Distribution Domestic Exit – provisional – hourly quantity per Network User per Zone, expressed in kWh, as referred to in section 6.
$XEAi'_{h,z,g}$	Imbalance Smoothing Allocation for Distribution Domestic Exit – final – hourly quantity per Network User per Zone, expressed in kWh, as referred to in section 6.1.3.
$XEM_{h,ARS}$	Provisional Exit Energy Metering – hourly value per Distribution Domestic Exit Point; expressed in kWh.
$XEM'_{h,ARS}$	Final Exit Energy Metering – hourly value per Distribution Domestic Exit Point; expressed in kWh.

2. General Provisions

2.1. Time references

Any reference to time shall be construed as whatever time shall be in force in Belgium.

2.2. Transmission protocol

The protocol, to be used by the Network User and TSO for exchanging Edig@s messages containing contractual data and dispatching information, shall be AS2 (Applicability Statement 2) or AS4.

For the avoidance of doubt, the specifications of all Edig@s notices which need to be exchanged between the TSO and Network Users can be retrieved sorted by versions on the Edig@s website (<http://www.edigas.org>), more particularly in the guidelines section.

2.3. Nominations and matching procedures

The procedures described in section 3 are conform the EASEE-gas Common Business Practice 2014-001/01 "Harmonization of the Nomination and Matching Process for Double-Sided and Single-Sided Nomination".

2.4. Network User EDIG@S code

The Network User shall be provided with various Network User EDIG@S codes for nominations, matching and allocation purposes under the Operating Procedures:

- A code for the utilisation of subscribed capacity services for Entry Services and Exit Services.
- A code for the utilisation of subscribed OCUCs, Wheelings, Zee Platform Services and Direct Lines.
- A code for the utilisation of ZTP Trading Services, if the Network User has subscribed to ZTP Trading Services.
- ~~A code for the identification of Deliveries or Redeliveries from a Trading Platform for the ZTP Physical Trading Services, if the Network User has subscribed to ZTP Trading Services and is also active on a Trading Platform.~~

2.5. Company Network User code

The Network User shall use its Energy Identification Coding Scheme (EIC code) to set up the EDIG@S communication with the TSO.

The Network User shall use its Energy Identification Coding Scheme (EIC code delivered by either ENTSO-E or ENTSO-G) or its Company EDIG@S code (delivered by Fluxys Belgium) in the EDIG@S message.

3. Nominations and renominations

3.1. Introduction

Notwithstanding the provision of section 2.2, if for whatsoever reason the TSO or the Network User is prevented from exchanging messages via Edig@s, communication by email shall be used as a temporary fall-back solution. The TSO shall make every effort to treat these email messages in the same way as if they were sent by Edig@s.

Nominations and Renominations should only be sent on Interconnection Points, End User Domestic Exit Points and for ZTP Trading Services. Network Users should not nominate the Distribution Domestic Exit Points.

3.2. Process and messages

3.2.1. Daily nomination procedures

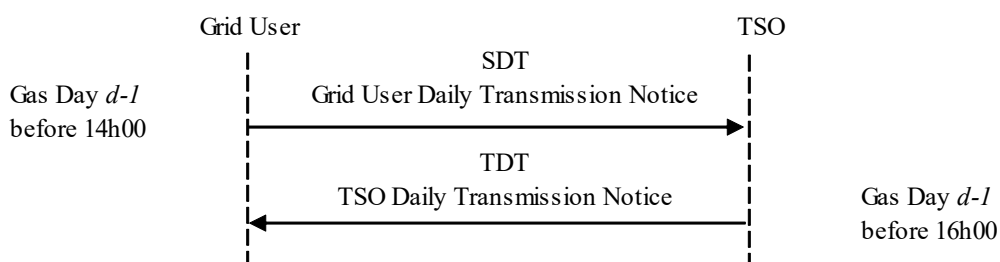
In order to notify the TSO of the quantities of Natural Gas to be transmitted under the Standard Transmission Agreement, the Network User shall notify the TSO by sending Nominations and, if applicable, Renominations to the TSO, according to the following procedure.

The general Nomination or Renomination procedure consists of four steps:

- The Network User sends an SDT to the TSO with the Nomination for an Interconnection Point, an End User Domestic Exit Point or a ZTP Trading Service in accordance with section 3.2.2.
- The TSO checks the validity of the message format.
- The TSO computes the Network User's hourly Confirmed Quantities of Natural Gas scheduled to be delivered or redelivered by the Network User at an Interconnection Point, at an End User Domestic Exit Point or via a ZTP Trading Service in accordance with section 4.
- The TSO sends a TDT to the Network User in accordance with section 3.2.3

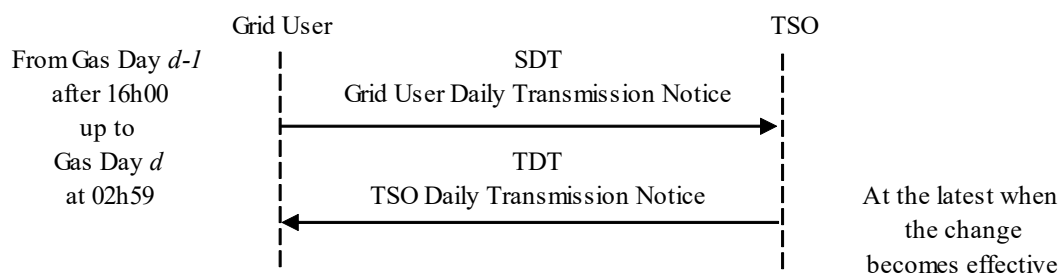
The Network User shall communicate to the TSO the initial Nominations for each Interconnection Point, End User Domestic Exit Point or ZTP Trading Service. This initial Nomination shall be the last notice received by the TSO before 14:00 on Gas Day d-1 and accepted by the TSO. The TSO shall confirm this initial Nomination by 16:00. This initial Nomination cycle is illustrated below.

Initial Nomination on $d-1$ at 14h00



The Network User may submit a Nomination after 14:00 (this shall be considered a Renomination). Said Renomination may either be the first Nomination for the Interconnection Point, End User Domestic Exit Point or ZTP Trading Service in question or a revision of a previously submitted Nomination. The applicable Renomination shall be the last Renomination accepted by the TSO. If the TSO does not receive a valid Renomination, the last Nomination shall be deemed equal to the accepted quantity of the (initial) Nomination. The Renomination cycle is illustrated below.

Re-nomination cycle



The first Renomination cycle starts at 16:00. All Nominations received between 14:00 and 16:00 will be kept by the TSO until 16:00 but the Renomination used by the TSO is the last Nomination received by the TSO before 16:00 on Gas Day $d-1$ and accepted by the TSO.

In accordance with 3.2.4, Network Users may renominate

- until 02:59 at Interconnection Points and, Domestic Exit Points and for ZTP Physical Trading Services, and
- until 04:29 for ZTP Notional Trading Services.

3.2.2. Network User's Daily Transmission Notice (SDT¹)

The Network User shall send this notice to the TSO to inform it about the quantities, expressed in kWh/h, to be delivered or redelivered at an Interconnection Point, an End User Domestic Exit Point or via a ZTP Trading Service for each hour of the Gas Day. At the same time, for Matching and Allocation purposes, the Network User shall indicate which (coded) upstream

¹ The Edig@s notice type of the SDT will be "NOMINT".
Based on version approved by
CREG on ~~17 November 2022~~

or downstream Network User(s) of Counterparty/Counterparties will make available or offtake Natural Gas at the Interconnection Point, the End User Domestic Exit Point or via a ZTP Trading Service.

At each Interconnection Point and End User Domestic Exit Point, a positive direction is conventionally defined as follows:

- the positive direction (positive quantity) is the entry direction;
- the negative direction (negative quantity) is the exit direction.

The convention for each ZTP Trading Service is that:

- a positive direction (positive quantity) is a Delivery;
- a negative direction (negative quantity) is a Redelivery.

A Renomination shall at the earliest and within technical and operational limits become effective after the Network User has sent the revised SDT and after the Applicable Renomination Lead-Time. An SDT received after the Applicable Renomination Lead-Time change takes effect shall be considered as valid by the TSO. However, the TSO shall not take into account hourly quantities of the SDT that fall within the Applicable Renomination Lead-Time.

In the event that the Network User does not issue a valid SDT by Edig@s or by email, the Confirmed Quantities for the Interconnection Point or End User Domestic Exit Point concerned shall be zero (0) kWh/h.

3.2.3. TSO's Daily Confirmation Notice (TDT²)

This notice shall be used by the TSO to notify the Network User for each hour of the relevant Gas Day of:

- The hourly Confirmed Quantities of Natural Gas scheduled to be delivered or redelivered by the Network User at an Interconnection Point, an End User Domestic Exit Point or via a ZTP Trading Service, computed in accordance with section 4; and
- For the Interconnection Points, the Processed Quantities which the adjacent TSO is able to receive or deliver, based on the Nomination of the upstream or downstream Network User of the Pair of Network Users, and taking into account any constraints
- For the ZTP Trading Services, the following additional information
 - the quantities which the Counterparty is able to receive or deliver, based on the Counterparty's Nomination;
 - the quantities traded on the Trading Platform;
 - the Net Confirmed Title Transfer, i.e. on ~~ZTP Physical Trading Services~~, ~~ZTP Notional~~ Trading Services (ZTP and ZTPL) the quantity of Natural Gas transferred to the Network User Balancing Position.

² The Edig@s notice type of the TDT will be "NOMRES".
Based on version approved by
CREG on ~~17 November 2022~~

For the initial Nomination (received via an SDT before 14:00), the deadline for the TSO to send the TDT to the Network User shall be 16:00 CET on the Gas Day before the Gas Day on which the delivery or redelivery is to take place.

In the event that the Network User sends a Renomination, the TSO shall issue a revised TDT before the change becomes effective (in accordance with 3.2.4).

3.2.4. Applicable Renomination Lead-Time

The standard Applicable Renomination Lead-Time shall be the next full hour +2, except for ~~Notional~~ Trading Services where the standard Applicable Renomination Lead-Time shall be at least 30 minutes before the hour in question.

The TSO may reduce this lead time for a specific Interconnection Point, an End User Domestic Exit Point or ZTP Trading Service after notifying the Network Users thereof by email. This notification shall specify the Interconnection Point, End User Domestic Exit Point or ZTP Trading Service, as well as the new Applicable Renomination Lead-Time and the time from which it applies. As from the specified time and until further notice, this new Applicable Renomination Lead-Time shall apply to the specified Interconnection Point, End User Domestic Exit Point or ZTP Trading Service.

3.2.5. Applicable Interruption/Constraint Lead-Time

The Applicable Interruption/Constraint Lead-Time is the minimum lead-time the TSO shall apply to inform Network Users/End Users of any interruption or constraint, at an Interconnection Point or End User Domestic Exit Point, or of a change to the effective values of the Market Threshold(s).

The standard Applicable Interruption/Constraint Lead-Time for a given Gas Hour shall be 45 minutes after the last possible Renomination for said Gas Hour³.

Nevertheless, in case of a change to the effective values of the Market Threshold(s), the TSO shall make every effort to inform the Network User about the new effective values of the Market Threshold(s) in a timely fashion - at least before the Applicable Interruption/Constraint Lead-Time. The effective values of the Market Threshold(s) shall be communicated through the Network User's Balancing Position form as described in section 6.2.2.3.

3.3. Single sided nomination and double sided nomination at Interconnection Points

Double sided nomination refers to the process whereby Network Users holding current contracts with the TSO and the Adjacent TSO on both sides of an Interconnection Point submit Nominations to each of those TSOs, in accordance with the processes described in this section. The Nominations on both sides of the Interconnection Point shall be matched according to the procedure described in section 4.3.1.

³ For example: for a Nomination or a Renomination for a delivery or a redelivery of Natural Gas from 12:00 to 12:59, the last Renomination is at 10:00, as illustrated in section 3.2. In accordance with the standard Interruption/Constraint Lead-Time (45 minutes before the last Renomination), the TSO must inform the Network User of any interruption/constraint by no later than 10:45.

Single sided nomination refers to the process whereby only one of the Network Users (referred to as the Active Network User) submits a Nomination to only one of the respective TSOs (referred to as the Active TSO). Single sided nomination is an option offered by the TSO stemming from Article 19(7) of EU Regulation 984/2013, whereby TSOs shall establish a joint nomination procedure for bundled capacity, providing Network Users with the means to nominate the gas flows of their bundled capacity via a single Nomination.

Single sided nomination requires the roles of the respective Network Users and TSOs to be defined, as described in sections 3.3.1.1 and 3.3.1.2. The TSO shall publish on its website (www.fluxys.com/belgium) a list of Interconnection Points with an indication of the role of the TSO at that Interconnection Point (Active TSO or Passive TSO). The Network User having the contractual relationship with the Active TSO shall be the Active Network User and vice versa.

For double sided Nominations, both Network Users shall apply the procedure as described in section 3.2.

3.3.1.1. Active Network User in single sided Nominations

The Active Network User has the task of communicating with the Active TSO for the daily nomination procedures (the Active Network User nominates on behalf of himself and on behalf of the Passive Network User).

3.3.1.2. Passive Network User in single sided Nominations

The Passive Network User shall declare to the Passive TSO, via a *Joint Declaration Notice*, which Active Network User can nominate on the bundled capacities.

3.4. Single sided nominations on a Trading Platform for ZTP Trading Services

The Network User's net position on a Trading Platform for ZTP Trading Services shall be nominated by the Trading Platform Operator or its clearing service provider. For Delivery or Redelivery on a Trading Platform for ZTP Trading Services, no nomination is therefore required by the Network User.

4. Confirmations

The TSO shall maximise the total hourly Confirmed Quantities of all Network Users in the TDT.

For Interconnection Points and Domestic Exit Points, the Network Users' Nominated Quantities and the following rules shall be taken into account:

- Capacity rules in accordance with section 4.1
- Constraint management rules in accordance with section 4.24.2
- Matching rules in accordance with sections 4.3.1 and 4.3.2
- Balancing rules in accordance with section 4.4 and
- Reduction rules in accordance with section 4.5.

For ZTP Trading Services, the Network Users' Nominated Quantities and the following rules shall be taken into account:

- Matching rules in accordance with section 4.3.3
- ~~Imbalance Transfer Service provisions for the ZTP Physical Trading Service in accordance with section 3.8 of ACT Attachment A.~~

4.1. Capacity rules

4.1.1. Capacity check

The TSO shall perform, for each Network User, without prejudice to Attachment A, for operational purposes, a first hourly capacity check, to ensure that the hourly Confirmed Quantities of the Network User in the TDT do not exceed the total $MTSR_{h,IP,g}$ or the total $MTSR_{h,XP,g}$ (minus the respective $IMTSR_{h,IP,g}$ or $IMTSR_{h,XP,g}$) to which the Network User is entitled.

Without prejudice to Attachment A, in the event that the Network User reaches the limit of its capacity rights at an Interconnection Point without prejudice to Zeebrugge or End User Domestic Exit Point, the TSO shall:

- make every effort to give timely notice to the Network User, by sending a notification by email stating the Interconnection Point or the End User Domestic Exit Point at which the Network User has reached the limit of its capacity rights, the Nominated Quantity and the capacity rights the Network User is entitled to;
- cap the Network User's hourly Confirmed Quantities in order not to exceed the capacity rights to which the Network User is entitled through the confirmation process; and
- if necessary, send a new TDT to notify the Network Users of the revised hourly Confirmed Quantities at the Interconnection Point(s) in accordance with the confirmation process as described in this section 3.2.3.

Without prejudice to Attachment A, in the event that the Network User reaches for Zeebrugge its capacity rights at the Interconnection Point, capacity rights at Zeebrugge can be implicitly allocated to such Network User till the end of the same Gas Day under the Imbalance Transfer Service as long as Firm Transmission Services are available at Zeebrugge, IZT, Zeebrugge LNG Terminal and ZPT in the same direction in accordance with section 3.8.1 - Attachment A. ~~In case there are insufficient Firm Transmission Services available at Zeebrugge, IZT, Zeebrugge LNG Terminal and ZPT in order to cover the requested Net Confirmed Title Transfers for ZTP Physical Trading Services, the TSO shall:~~

- ~~cap the Network User's hourly Net Confirmed Title Transfer Quantities for ZTP Physical Trading Services in order not to exceed the capacity rights to which the Network User is entitled through the confirmation process, and~~
- ~~if necessary, send a new TDT to notify the Network Users of the revised hourly Confirmed Quantities at Zeebrugge in accordance with the confirmation process as described in this section 3.2.3.~~

4.1.2. Interconnection Point interruption

The sequence of interruption of the Interruptible or Backhaul capacity shall be determined firstly by the contractual timestamp (the time of subscription) of the respective Interruptible or Backhaul Transmission Service. Interruptible or Backhaul Transmission Services which were contracted earlier shall be interrupted later. Interruptible or Backhaul capacity with the same contractual timestamp shall be interrupted pro rata.

In case of partial or total interruption of the Interruptible or Backhaul capacity, the TSO shall:

- make every effort to give timely notice – at least before the Applicable Interruption/Constraint Lead-Time – for each hour of the relevant Gas Day about the reduced availability of the interruptible or backhaul capacity rights at the Interconnection Point by sending a TSO Interruption Notice by Edig@s or email to the Network Users specifying the interruption Start Time, the interruption End Time, the Interconnection Point concerned, the cause(s) of the interruption, the direction and the remaining interruptible or backhaul capacity;
- apply an Interconnection Point interruption by reducing accordingly the Network Users' interruptible or backhaul capacity at the Interconnection Point concerned;
- if necessary, send a new TDT to notify the Network Users of the revised hourly Confirmed Quantities at the Interconnection Point(s) in accordance with the confirmation process as described in this section 3.2.3.

Before the interruption End Time, the TSO shall make every effort to issue a revised TSO Interruption Notice in order to amend the interruption End Time and/or the interrupted capacity.

Reasons for interruption may be, but are not limited to: issues related to gas quality, pressure, temperature, flow patterns, use of Firm Transmission Services, maintenance, upstream or downstream reductions, public service obligations and capacity management in connection with congestion management procedures (see Attachment E).

4.1.3. End User Domestic Exit Point interruption

If the TSO expects that the availability of the interruptible capacity at an End User Domestic Exit Point will be reduced, the End User Domestic Exit Point interruption and constraint procedure in accordance with Attachment C.2 shall apply. This End User Domestic Exit Point interruption and constraint procedure shall be provided to the Network User and End User for each relevant End User Domestic Exit Point at which the Network User has subscribed capacity services to which this End User Domestic Exit Point interruption and constraint procedure is applicable.

4.2. Constraint Management Rules

Five different types of constraints can be defined:

- Interconnection Point constraint
- Cross Border Delivery Service constraint
- End User Domestic Exit Point constraint
- UK gas quality constraint, and
- Imbalance constraint on the market balancing position.

4.2.1. Interconnection Point constraint

An Interconnection Point constraint is a planned or unplanned event for a limited period during which some contractual obligations cannot be met, causing the available hourly capacity to be less than the sum of the Network Users' hourly Confirmed Quantities. This situation shall result in a revision of the hourly Confirmed Quantities at the Interconnection Point to which the constraint applies.



4.2.2. Cross Border Delivery Service constraint

A Cross Border Delivery Service constraint is a planned or unplanned event occurring on the transmission system where the Cross Border Capacity is located and during which some contractual obligations cannot be met for a given limited period, causing the available hourly Cross Border Delivery Service and its associated Entry, Exit and/or OCUC Services to be less than the sum of the Network Users' hourly Confirmed Quantities. This situation shall result in a revision of the hourly Confirmed Quantities at the Interconnection Point to which the Cross Border Delivery Service constraint applies.

4.2.3. End User Domestic Exit Point constraint

An End User Domestic Exit Point constraint is a planned or unplanned event for a limited period during which the TSO reduces the Network User's available hourly capacity to below the Network User's hourly Confirmed Quantities at the End User Domestic Exit Point (in which case the TSO shall also ask the End User concerned to reduce its offtake or its Injection). This situation shall result in a revision of the hourly Confirmed Quantities at the End User Domestic Exit Point to which the constraint is applied in accordance with Attachment C.2.

4.2.4. UK gas quality constraint

Exits towards IZT and Zeebrugge are subject to compliance with UK gas quality requirements, in particular the Wobbe-index. Fluxys Belgium will use its reasonable endeavours to bring gas exiting IZT and/or Zeebrugge within UK Wobbe specifications, including the possibility to blend nitrogen with the Natural Gas.

In case of Fluxys Belgium is not able to bring gas exiting IZT and/or Zeebrugge within UK Wobbe specifications, a UK gas quality constraint will be applied. In such case Fluxys Belgium constrains the Exit gas towards IZT and/or Zeebrugge of Network Users. This constraint will be proportional to the Natural Gas they injected within the Transmission Grid which was off-specification, with regards to UK Wobbe specifications. As a result the Network User's hourly Confirmed Quantities will be lower than the Network User's nominated quantity.

4.2.5. Imbalance constraint on the market balancing position

An imbalance constraint on the market balancing position is a planned or unplanned event for a given limited period during which the Market Balancing Position forecast is reduced to a specific level in order to safeguard the Integrity of the System in the event of a Natural Gas shortage (see Attachment F).

This imbalance constraint on the market balancing position for a given hour shall:

- be divided between the Network Users with a negative Forecasted Network User Balancing Position at the same hour in proportion to the hourly Confirmed Quantities at the Interconnection Points in the exit direction (negative Nominations), excluding the Installation Point Quality Conversion, and
- result in a revision of the hourly Confirmed Quantities at different Interconnection Points.

If these quantities do not cover the quantity to be reduced, the remaining part shall be distributed in proportion to the hourly Confirmed Quantities at the Interconnection Points in the outgoing direction of the Network Users with a positive (or neutral - equal to zero) Forecasted Network User Balancing Position for this hour.

4.2.6. Constraint management

Based on version approved by
CREG on ~~17 November 2022~~

In the event of an Interconnection Point constraint, a Cross Border Delivery Service constraint, a UK gas quality constraint or an Imbalance constraint on the Market Balancing Position, the TSO shall:

- make every effort to give timely notice – at least before the Applicable Interruption/Constraint Lead-Time – to the Network Users, of the particular constraint by sending a TSO Constraint Notice in accordance with this section 4 by email to the Network Users specifying the constraint Start Time, the constraint End Time, the Interconnection Point concerned, the direction and the remaining capacity;
- apply a constraint to the Interconnection Point concerned or the Market Balancing Position which limits the total hourly Confirmed Quantities of the affected Network Users;
- if necessary, send a new TDT to notify the Network Users of the revised hourly Confirmed Quantities at the Interconnection Point(s) in accordance with the confirmation process as described in this section 4. Before the constraint End Time, the TSO may issue a revised TSO Constraint Notice in order to amend the constraint End Time and/or the remaining capacity.

4.2.7. Allocation principle in case of a constraint

In the event of an Interconnection Point constraint, a Cross Border Delivery Service constraint, a UK gas quality constraint or an Imbalance constraint on the Market Balancing Position, the confirmation process described in this section shall maximise the total hourly Confirmed Quantities of all Network Users taking into account the applicable constraint(s) and shall distribute the available capacity between the Network Users in equivalent situation pro-rata to their respective subscribed Transmission Services of the point concerned and being in equivalent situation pro-rata their Balancing Position.

4.3. Matching rules

4.3.1. Matching at an Interconnection Point

4.3.1.1. Matching at an Interconnection Point which is not the Installation Points Quality Conversion (“QC”) and “H₂-IN”⁴

Nominations at an Interconnection Point which is not a Installation Point “QC” or “H₂-IN” shall be subject to a verification procedure. This verification procedure is performed to check whether:

- the internal and external EDIG@S coded Network Users contained in the notice emanating from the Adjacent TSO at the Interconnection Point and the internal and external EDIG@S coded Network Users resulting from the Network User's Nomination at the Interconnection Point are the same, and
- for each Pair of Network Users the hourly quantities contained in the notice emanating from the Adjacent TSO and the quantities nominated by the Network User in the Transmission Grid for delivery to and/or for offtake from the Network User in the Transmission Grid of the Adjacent TSO at the Interconnection Point are equal.

⁴ as from 01/07/2023, subject to a pre notice of 4 weeks
Based on version approved by
CREG on ~~17 November 2022~~

If the same Pair of Network Users is notified and the quantities are equal, then there is a Match and the Confirmed Quantities shall be the nominated quantities.

If the Pair of Network Users is the same, but not the quantities, then there is a Mismatch and the Confirmed Quantities shall be the lesser of both nominated quantities.

If the Pair of Network Users is not the same, then there is a Mismatch. In this case, the Confirmed Quantities shall be zero.

4.3.1.2. Matching at the Installation Point Quality Conversion (“QC”) and “H₂-IN”⁵

The matching procedure in accordance with Attachment C.3 shall apply for the Installation Points “QC” and H₂-IN”.

4.3.2. Matching at an End User Domestic Exit Point

The Confirmed Quantity shall be equal to the nominated quantity at the End User Domestic Exit point.

4.3.3. Matching for ZTP Trading Services

Nominations for ZTP Trading Services shall be subject to a verification procedure. This verification procedure is performed to check whether:

- the Counterparties identified in the Network User's SDT, to which the Network User delivers quantities of Natural Gas or from which the Network User receives Natural Gas, are the same as the Counterparties nominating said quantities of Natural Gas for receipt from or delivery to the Network User;
- the nominated hourly quantities of Natural Gas which the Network User is to receive or deliver are identical to the nominated hourly quantities of Natural Gas which the relevant Counterparty is to deliver or receive.

There is a Match if the above two conditions are fulfilled. In the event of a Match, the Confirmed Quantities shall be equal to the nominated quantities.

If there is a Mismatch based on the first condition above (i.e. the Pair of Network Users is not the same), then the Confirmed Quantities shall be zero.

If there is a Mismatch based on the second condition above (i.e. the Pair of Network Users is the same but the quantities are not), then the Confirmed Quantities shall be the lesser of both nominated quantities.

4.4. Balancing rule on specific services

In case of Nominations on services of the type Wheeling, Zee Platform, OCUC or Direct Line Services, the confirmation process described in section 4 shall respect the balancing rule of combined use for each hour of a specific Entry Service on an Interconnection Point with a specific Exit Service on an Interconnection Point. In case there is no combined use of such specific services a reduction shall take place in accordance with section 4.5.

⁵ as from 01/07/2023, subject to a pre notice of 4 weeks
Based on version approved by
CREG on ~~17 November 2022~~

4.5. Reduction rules at Interconnection Points or End User Domestic Exit Points

The TSO shall apply the "lesser of" rule, which means that if the nominated quantity at an Interconnection Point or an End User Domestic Exit Point is higher than the available capacity restricted by any capacity rule, constraint management rule or matching rule, the Confirmed Quantity shall be the lesser of all quantities except for Zeebrugge for which due to the ~~implicit allocation imbalance Transfer Service in accordance with section 3.8.2 – Attachment A~~ the Confirmed Quantity can be higher than the nominated quantity.

In order to respect the balancing principle applicable to Wheeling, Zee Platform, OCUC and Direct Line Services as described in section 4.4, and without prejudice to the capacity rule, constraint management rule or matching rule, the TSO shall apply the "lesser of" rule, which means that if the nominated quantity at an Interconnection Point or an End User Domestic Exit Point is higher than the available capacity restricted by any capacity rule, constraint management rule, matching rule or balancing rule, the Confirmed Quantity shall be the lesser of all quantities.

For Wheeling, Zee Platform, OCUC or Direct Line Services, each Network User can send the TSO its Priority Reduction List for each shipper code per Interconnection Point or End User Domestic Exit Point through its Nominations using Edig@s version 4 or higher.

For a Network User, insofar as there are several equivalent possible solutions complying with the capacity, constraint management and matching rules as described in this section 4 and which also respect the Balancing Rules, the TSO shall take the Priority Reduction List into account in order to determine which shipper code(s) or which Interconnection Point(s) or End User Domestic Exit Point(s) must be reduced first.

There are 20 priority levels available (from 1 to 20). The shipper code(s) with a lower priority level shall be reduced before the shipper codes(s) with a higher priority level in order to achieve a balanced position. If several shipper codes have the same priority level, even at different Interconnection Points or End User Domestic Exit Points, this shall result in a proportional reduction of these shipper codes at said Interconnection Point(s) or End User Domestic Exit Point(s). Zeebrugge shall always be the last Interconnection Point to be reduced. If no priority order is communicated on the last Nomination, the Nomination shall be treated by default as a Nomination with a priority level of ten (10).

It is not possible to communicate a priority reduction list by email or through Nominations sent with Edig@s version 1, 2 or 3. The shipper codes on these Nominations shall be treated by default as a Nomination with a priority level of ten (10).

5. Physical delivery/redelivery obligation relating to a physical transaction

When entering into a TSO Physical Transaction, the Network User shall make physical deliveries/redeliveries that are in compliance with the requirements hereunder.

For a sale of Network User to TSO, the Network User shall:

- simultaneously deliver the quantities of gas relating to said transaction at any Interconnection Point in the specific Zone by increasing accordingly its confirmed quantities for delivery in accordance with section 4 at said Interconnection Point, or
- simultaneously and for the quantities of gas relating to said transaction, decrease its



confirmed quantities for offtake at any Interconnection Point or End User Domestic Exit Point in the specific Zone in accordance with section 4.

For a purchase of Network User to TSO, the Network User shall:

- simultaneously reduce the quantities of gas relating to said transaction at any Interconnection Point in the specific Zone by reducing accordingly its confirmed quantities for delivery in accordance with section 4 at said Interconnection Point, or
- simultaneously and for the quantities of gas relating to said transaction, increase its confirmed quantities for offtake at any Interconnection Point or End User Domestic Exit Point in the specific Zone in accordance with section 4.

If the Network User is expected to increase or decrease, as the case may be, its entry or exit Nominations, it shall cause its counterparty in the adjacent grid to do so as well in order to achieve the desired increase or decrease of the confirmed entry or exit Nominations.

Upon request by the TSO, the Network User shall communicate to the TSO, per transaction, the proof of its compliance with the above-mentioned physical delivery/redelivery obligation. The TSO shall have the right to verify whether the Network User actually meets its physical delivery/redelivery obligation. It is understood that the Network User does not meet its physical delivery/redelivery obligation if it delivers/redelivers at an Interconnection Point or End User Domestic Exit Point but deliberately offsets (totally or partially) said delivery/redelivery by modifying its delivery/redelivery at (an)other Interconnection Point(s) or End User Domestic Exit Point(s).

Should the Network User fail to meet its obligation, the TSO shall have the right to:

- charge the Network User, and the Network User shall have to pay, any balancing costs incurred by the TSO relating to the specific behaviour of this Network User,
- suspend the Network User's right to enter into a TSO Physical Transaction with immediate effect and until further notice.

6. Allocation Procedure

6.1. Gas allocation rules

6.1.1. Allocation at Interconnection Points

The determination of the provisional quantities of Natural Gas delivered redelivered at the Interconnection Points shall be performed on an hourly basis using telemetered quantities.

The determination of the final quantities of Natural Gas delivered or redelivered at the Interconnection Points shall be performed on an hourly basis after the Month using Checked Metered Quantities.

The Checked Metered Quantities shall be determined according to the respective Interconnection Agreement or according to the Metering Procedures as described in Attachment D and applicable between the TSO and the respective Adjacent TSO.

Two different allocation regimes may apply: OBA and proportional.

6.1.1.1. OBA or Operational Balancing Agreement allocation regime

This allocation regime shall be preferred at all Interconnection Points.

The allocation of the hourly quantities of natural gas delivered or redelivered at the Interconnection Points shall be equal to the hourly Confirmed Quantities. The difference between the sum of the hourly Allocated Quantities and the Metered Quantities shall be allocated to a balancing account held between the TSO and its Adjacent TSO or any other party.

The TSO and the Adjacent TSO shall be responsible for the balancing of this account.

6.1.1.2. Proportional allocation regime

If at a given Interconnection Point the OBA limit agreed between the TSO and the respective Adjacent TSO is exceeded, the TSO may apply the proportional regime in accordance with Article 9(3) of European Commission Regulation (EU) 2015/703 of 30 April 2015 (establishing a network code on interoperability and data exchange rules).

Allocation of the hourly quantities of Natural Gas delivered or redelivered or deemed to be delivered or redelivered at the Interconnection Points shall be performed by the TSO, according to the following rules:

- For those hours so notified and for those quantities delivered or redelivered in the opposite direction to the intended physical flow, the allocation of the hourly quantities for the Network User shall be (deemed) equal to the hourly Confirmed Quantities.
- For those hours so notified and for those quantities delivered or redelivered in the same direction as the intended physical flow, the allocation of the hourly quantities for the Network User shall be equal to the hourly Metered Quantities plus the quantities delivered or offtaken in the opposite direction to the intended physical flow, multiplied by the ratio of the Network User's hourly Confirmed Quantities to the sum of the hourly Confirmed Quantity, for all Network Users, of gas flowing in the same direction as the intended physical flow.

6.1.2. Allocation at the End User Domestic Exit Point

The determination of the provisional quantities of Natural Gas offtaken by the End User at the End User Domestic Exit Point shall be performed by the TSO on an hourly basis using telemetered quantities.

The determination of the final quantities of Natural Gas offtaken by the End User at the End User Domestic Exit Point shall be performed by the TSO on an hourly basis after the Month using Checked Metered Quantities determined according to the Connection Agreement or according to the Metering Procedures as described in Attachment D, as the case may be.

The Domestic Energy Allocation XEA_h and XEA'_h , allocated to the Network User(s) at the End User Domestic Exit Point, shall be determined according to the Allocation Agreement of that End User Domestic Exit Point. The End User responsible for the concerned End User Domestic Exit Point shall inform the TSO of any modification of the existing Allocation Agreement for such End User Domestic Exit Point for the concerned Network User(s) as described in the Connection Agreement Article 3.2.3.

If no Allocation Agreement exists for the concerned End User Domestic Exit Point for the concerned Network User(s), the End User shall inform the TSO of the applicable allocation

rule. In case the End User didn't inform the TSO of the applicable allocation rule, TSO shall apply a proportional allocation rule based on the subscribed capacity of the concerned Network User(s) for the concerned End User Domestic Exit Point.

In case a pooling of capacity is authorized by the Allocation Agreement, two roles can be identified: the Capacity Responsible Network User (CRGU) and the Priority Allocated Network User (PAGU), where the last role can have different Network Users with different ranking. Both CRGU and the PAGU(s) authorize each other to use all the Capacity subscribed on the relevant End User Domestic Exit Point(s). First the aggregated hourly offtakes at the End User Domestic Exit Point are allocated to the PAGU rank 1 with his Confirmed Nominated quantity⁶ as a maximum. When the aggregated hourly offtakes at the End User Domestic Exit Point are higher than the sum of the confirmed nominated quantities of PAGU with rank 1...n-1 for the relevant hour, the remaining aggregated hourly offtakes are allocated to the PAGU with rank n, with again his Confirmed Nominated quantity as a maximum. Finally the aggregated hourly offtakes higher than the sum of the Confirmed Nominated quantity of the PAGU's (rank 1 ... n) for the relevant hour will be allocated to the CRGU. The minimum Allocation for both the CRGU as the PAGU(s) will be 0.

6.1.3. Allocation at the Distribution Domestic Exit Point

6.1.3.1. Calculation of the (provisional) Exit Energy Allocation XEA_h

The hourly metered quantities of Natural Gas to each ARS (the Provisional Exit Energy Metering $XEM_{h,ARS}$) offtaken at the Distribution Domestic Exit Point shall be allocated hourly by the TSO to the Relevant Network Users based on:

- the allocation of the hourly metered offtakes of telemetered Final Customers on the DSO grid directly to the Relevant Network Users ($TXEM_{h,ARS,g}$) at each ARS;
- the sum of the hourly Profile End User Type offtakes of all Relevant Network Users at each ARS ($RLPO_{h,ARS}$), multiplied by the Hourly Proportion Factor ($HPF_{h,ARS,g}$) per Relevant Network User at each ARS.

a. Allocation of the hourly metered offtakes of telemetered Final Customer for each Network User at each ARS

At each ARS, the offtake of each telemetered Final Customer on the DSO grid shall be allocated to the Relevant Network User.

Fluxys Belgium shall receive the provisional hourly Telemetered Station Energy Metering $TSTEM_h$ from the DSOs for each telemetered Final Customer on the DSO grid, as provided in the Standard Connection Agreement Fluxys Belgium/DSOs. Based on the unique relationship between the telemetered Final Customers on the DSO grid and the Relevant Network User as identified by the DSO, the provisional hourly Telemetered Exit Energy

⁶ Both the PAGU(s) and the CRGU shall send Nominations in respect of a End User Domestic Exit Point and, if applicable, renominations to The TSO, according to the Operating Procedures of the ACT. It is not allowed that at a given hour the sum of the Confirmed Nominated Quantities at an End User Domestic Point exceeds the sum of the Available MTSR of both the CRGU and the PAGU(s) at this End User Domestic Exit Point. In case of such an exceeding the TSO shall have the right to first cap the last received Nomination of the CRGU and subsequently the last received Nomination of the PAGU(s) in decreasing rank order so that the sum of the Confirmed Nominated Quantities at an End User Domestic Point shall not exceed the sum of the available MTSR of both the CRGU and the PAGU(s) at this End User Domestic Exit Point.

Based on version approved by

CREG on ~~17 November 2022~~



Metering $TXEM_{h,ARS,g}$ shall be determined, i.e. the sum of $TStEM_h$ of all telemetered Final Customers on the DSO grid of the relevant Network User at an ARS:

$$TXEM_{h,ARS,g} = \sum_{TSt \in Grid\ User} TStEM_h$$

If the $TStEM_h$ is not available, Fluxys Belgium shall determine a replacement value using the average hourly value of the last 4 similar days.

b. Calculation of the Hourly Profile End User Energy Offtakes for each Network User at each ARS

The $(RLPO_{h,ARS})$ at each ARS is calculated as the difference between the Hourly Provisional Exit Energy Metering ($XEM_{h,ARS}$) and the sum of all Telemetered Exit Energy Metering ($TXEM_{h,ARS,g}$) of all Network Users:

$$RLPO_{h,ARS} = \left(XEM_{h,ARS} - \sum_{gi} TXEM_{h,ARS,gi} \right)$$

The hourly **Profile End User Energy Offtake** for each Network User at each ARS for all Profile End User Types ($PEUT = SMR3, RMV, EMV, EAV$) is calculated as the $RLPO_{h,ARS}$ multiplied with the hourly Proportion Factor HPF ($HPF_{h,ARS,g}$) taking into account the portfolio of the Network User.

The **Hourly Proportion Factor HPF** ($HPF_{h,ARS,g}$) for each Network User at each ARS is obtained by dividing the Yearly Standard Energy Offtake per Network User per ARS for all Profiled End User Type ($PEUT$) and the sum of all Yearly Standard Energy Offtake for all Network Users and for all Profiled End User Types ($PEUT$):

$$HPF_{h,g,ARS} = \frac{\sum_{(PEUT)} Q_{y,g,ARS,i}}{\sum_{Grid\ Users} \sum_{(PEUT)} Q_{y,g,ARS,i}}$$

If the Yearly Standard Energy Offtake ($Q_{y,g,ARS,(PEUT\ ij)}$) is not available, Fluxys Belgium shall determine a replacement value using the latest available Yearly Standard Energy Offtake.

c. Exit Energy Allocation

The Provisional Exit Energy Allocation $XEA_{h,g,ARS}$ at hour h per Network User at an ARS is the sum of the hourly allocation of all relevant telemetered Final Customers on the concerned ARS ($TXEM_{h,ARS,g}$) for such Network User and the multiplication of the sum of the hourly Profile End User Type ($PEUT$) offtake of all Relevant Network Users at each ARS ($RLPO_{h,ARS}$) by the Hourly Proportion Factor for such Network User at concerned ARS ($HPF_{h,ARS,g}$):

$$XEA_{h,g,ARS} = TXEM_{h,ARS,g} + \left(RLPO_{h,ARS} \right) \times HPF_{h,ARS,g}$$

6.1.3.2. Calculation of the Final Exit Energy Allocation XEA_h '

The Final Exit Energy Allocation $XEA'_{h,g,ARS}$ at an ARS shall be determined by the DSO as defined in the relevant regional legislations and passed on to Fluxys Belgium.

If the Final Exit Energy Allocation $XEA'_{h,g,ARS}$ calculated by the DSO is not available by M + 30 Business Days, Fluxys Belgium shall calculate the Final Exit Energy Allocation using the same calculation method used for the Provisional Exit Energy Allocation $XEA_{h,g,ARS}$ based on the best available data at that time.

If, for an hour h and for an ARS, the sum of the Final Exit Energy Allocation $XEA'_{h,g,ARS}$ of the active Network Users calculated by the DSOs is not equal to the Final Exit Energy Metering $XEM'_{h,ARS}$, Fluxys Belgium shall calculate said Final Exit Energy Allocation $XEA'_{h,g,ARS}$ using the same calculation method as for the Provisional Exit Energy Allocation $XEA_{h,g,ARS}$ so that the sum of the Final Exit Energy Allocation $XEA'_{h,g,ARS}$ is equal to the Final Exit Energy Metering $XEM'_{h,ARS}$.

6.1.3.3. Smoothing allocation process

The TSO shall also send Imbalance Smoothing Allocations ($XEAi_{h,z,g}$) to Network Users supplying the Distribution Domestic Exit Points. Said Imbalance Smoothing Allocations are intended to limit the effect of the (predictable) Distribution Domestic Exit Points offtake profile on the Network User Balancing Position.

The Imbalance Smoothing Allocation has an opposite hourly profile to the forecasted hourly offtake profile of the Distribution Domestic Exit Points and is volume neutral on a daily basis, so the sum of all hourly Imbalance Smoothing Allocations ($XEAi_{h,z,g}$) for Network User g , for Zone z and for the Day in question is equal to zero.

$$\sum_{\text{all hours of day } d} XEAi_{h,z,g} = 0$$

The Imbalance Smoothing Allocations ($XEAi_{h,z,g}$) for the next Gas Day (23, 24 or 25 quantities) shall be determined by the TSO based on the following steps:

- Determine the Distribution Domestic Exit Points Deep Point ($MBP_{DDEP,DP,d,z}$) for a given gas Day d , for a given Zone z by calculating the largest value for the day of the cumulated hourly difference between "offtaken quantities" and "entry", where
 - "offtaken quantities" are hourly forecasts (based on historical data, similar days and temperature forecasts) of offtake from the Distribution Domestic Exit Points for SLP (MIG4) or PEUT (MIG6) End Users;
 - "entry" consists of hourly values with a flat profile;
 - the sum of the hourly "entry" values and the sum of the hourly values of "offtaken quantities" are equal.
- Determine the Imbalance Smoothing Allocation Factor ($ISF_{m,z}$) using the ratio between the Distribution Domestic Exit Points Deep Point ($MBP_{DDEP,DP,d,z}$) and the monthly Imbalance Smoothing Allocation ($IS_{m,z}$).

$$ISF_{m,z} = \frac{IS_{m,z}}{MBP_{DDEP,DP,d,z}}$$

The monthly Imbalance Smoothing Allocations ($IS_{m,z}$) are published on the Fluxys Belgium website. Any revision of these monthly Imbalance Smoothing Allocations shall be evaluated together with CREG and announced in due time on the website and on the Electronic Data Platform of Fluxys Belgium.

- Determine the hourly Distribution Domestic Exit Points Imbalance of each Network User ($I_{DDEP,h,z,g}$) by calculating the sum of the forecasted hourly offtake from the

Distribution Domestic Exit Points of SLP (MIG4) or PEUT (MIG6) End Users per Zone z per Network User g with a flat day-neutral entry profile.

- The hourly Imbalance Smoothing Allocation ($XEA_{i_{h,z,g}}$) is then calculated by multiplying the Imbalance Smoothing Allocation Factor ($ISF_{m,z}$) and the hourly Distribution Domestic Exit Points Imbalance of each Network User ($I_{DDEP,h,z,g}$).

$$XEA_{i_{h,z,g}} = ISF_{m,z} \times I_{DDEP,h,z,g}$$

For the sake of clarity, the provisional total Exit Energy Allocation for hour h for Zone z and for Network User g is equal to the sum of all provisional Exit Energy Allocations ($XEA_{h,z,g}$) of Network User g for Zone z , plus the Imbalance Smoothing Allocation ($XEA_{i_{h,z,g}}$) of Network User g for hour h for Zone z . So that, for Network Users supplying to Distribution Domestic Exit Points, the formula for calculating the Network User Balancing Position ($GBP^*_{h,z,g}$), as provided for in Attachment A, shall be interpreted as including the Imbalance Smoothing Allocations of the Network User ($XEA_{i_{h,z,g}}$).

If the Distribution Domestic Exit Points Deep Point ($MBP_{DDEP,DP,d,z}$) exceeds the monthly maximum Imbalance Smoothing parameter ($IS_{m,z}$), the forecasted Distribution Domestic Exit Points offtake profile will not be fully smoothed by the Imbalance Smoothing Allocations ($XEA_{i_{h,z,g}}$). The remaining imbalance will be visible in the Network User Balancing Position ($GBP^*_{h,z,g}$), and the Network User shall be responsible for the correct balancing of its portfolio.

The Imbalance Smoothing Allocations shall be communicated to the Network Users concerned as set out in 6.2.

The final Imbalance Smoothing Allocations ($XEA'_{i_{h,z,g}}$) are equal to the provisional Imbalance Smoothing Allocations ($XEA_{i_{h,z,g}}$).

6.1.4. Allocation for ZTP Trading Services

For ZTP Trading Services, the final Allocation shall take place every hour, using Confirmed Quantities as indicated in the TDT (in accordance with section 4.4.5), with the Allocated Quantities being equal to the Confirmed Quantities.

~~As constraint information is not always available before or when such constraint occurs on the ZTP Physical Trading Services during the Gas Day, the final Allocations may be revised when new information becomes available, but not later than the tenth (10th) day of the following month.~~

6.2. Reporting

6.2.1. Process

The allocation shall be performed on an hourly basis. The daily quantities shall be obtained by adding up the hourly quantities of all individual hours for that particular Day. The monthly quantities shall be obtained by adding up the daily quantities of all the individual Days for that particular Month.

6.2.2. Hourly reporting⁷

6.2.2.1. Network User's provisional Hourly Allocation Form

This form gives, for hour h, the provisional hourly allocations for Interconnection Points, End User Domestic Exit Points, Distribution Domestic Exit Points (allocated to the Network User) and for ZTP Trading Services.

In normal circumstances the TSO shall send the messages⁸ within the first half hour following the allocated hour.

6.2.2.2. Network User's Imbalance Smoothing Allocation Form

This form gives, for each hour of the Gas Day, the hourly allocated quantities as Imbalance Smoothing Allocation for the Network User.

In normal circumstances the TSO shall send the message⁹ on Gas Day d-1 for Gas Day d within the first half hour after 11:00.

6.2.2.3. Network User' Balancing Position Form

This form gives per Zone, for each hour of the Gas Day, the provisional (for the hour(s) in the past) and the forecasted (for the hour(s) in the future) values.

- Network User's Balancing Position before settlement
- Online within-day Network User Excess or Shortfall Settlement
- Online end of day Network User Excess or Shortfall Settlement
- Market Balancing Position before settlement
- Online within-day Market Excess or Shortfall Settlement
- Online end of day Market Excess or Shortfall Settlement
- Upper and lower Market Zone limits.

This forecasted information is based among other on the status at one moment in time of the Nominations sent by the Network Users to the TSO and is updated at least on an hourly basis. However, the forecasted information is for information purposes only and the TSO offers no guarantee that said information is complete, accurate, reliable or up-to-date.

In normal circumstances the TSO shall communicate to each Network User its Network User's Balancing Position Form on Gas Day d-1 for Gas Day d within the first half hour after 15:00. Every hour after 15:30 the TSO shall send an updated version of this Network User's Balancing Position Form on Gas Day d-1 for Gas Day d. Within the same Gas Day d, the TSO shall in normal circumstances send the messages¹⁰ within the first half hour following the allocated hour.

⁷ In the event that miscalculations are discovered in the hourly reporting, the TSO may decide to revise the message containing the reporting. Each Network User will then receive a revised message. The corrected data will also be available on the Electronic Data Platform.

⁸ The Edig@s notice type of the BALL will be "ALOCAT".

⁹ The Edig@s notice type of the BALL will be "ALOCAT".

¹⁰ The Edig@s notice type of the IMB will be "IMBNOT".

Based on version approved by

CREG on ~~17 November 2022~~



6.2.3. Monthly Final Allocations

The monthly figures shall be obtained by adding up all of the individual final hourly Allocated Quantities of all of the individual Gas Days for that particular Month.

6.2.3.1. Monthly allocation overview for Interconnection Points (MIPA¹¹ report)

Two monthly Allocation overviews shall be made available to Network Users not later than the tenth (10th) Business Days of the following month. Both contain daily information for the Interconnection Points on which the Network User is active.

The one overview provides aggregated data from all Network Users combined and contains the following information for each Interconnection Point:

- The aggregated data of the Daily Confirmed Quantities of all Network Users combined
- The aggregated data of the Final daily Allocated Quantities of all Network Users combined
- Daily Checked Metered Quantities with the daily average metered GCV.

The other overview provides individual data for the Network User concerns and contains the following information for each Pair of Network Users:

- The individual data of the Daily Confirmed Quantities of the concerned Network User
- The individual data of the Daily final Allocated Quantities of the concerned Network User

Exceptionally and at the Network User's request, the TSO may also supply these two overviews on an hourly basis.

6.2.3.2. Monthly allocation overview for Domestic Exit Points

Monthly Provisional Allocations for one or more Domestic Exit Points shall be available by the twentieth (20th) Business Days of the following month.

Monthly Final Allocations for one or more Domestic Exit Points shall be made available later on the Electronic Data Platform¹², following completion of the metering validation process and in conjunction with the invoicing process.

6.2.3.3. Monthly allocation overview for ZTP Trading Services

An overview of the Allocated Quantities per day for ZTP Trading Services shall be made available to the Network User not later than the tenth (10th) Business Days of the following month. This overview includes a number of tables containing the following information:

- Network User identity
- Gas Day
- Counterparty
- Specific ZTP Trading Service
- Confirmed Quantities of Deliveries or Redeliveries

¹¹ MIPA = Monthly IP Account Statement Report

¹² In the "Allocation Details" section of the Electronic Data Platform.

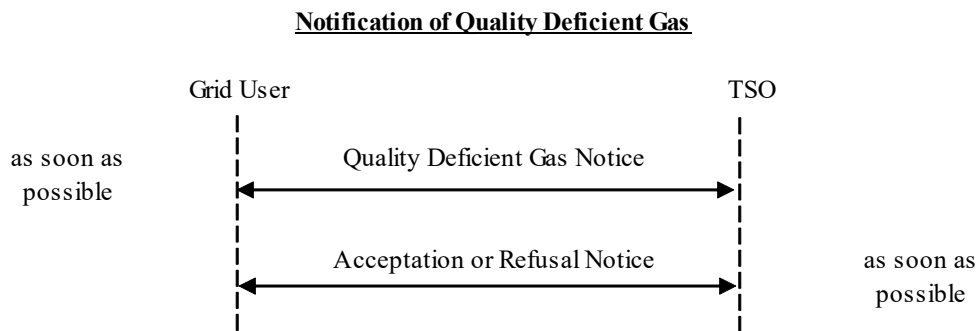
Based on version approved by

CREG on ~~17 November 2022~~

Exceptionally and at the Network User's request, the TSO may also supply this overview on an hourly basis.

7. Gas quality

When the Network User or the TSO is informed that quality deficient gas is being or is going to be made available on a given Gas Day at any Interconnection Point or Domestic Exit Point, it must inform the other party, and the End User in the case of a Domestic Exit Point, of this information.



The Network User or the TSO shall as soon as possible notify the other party, as well as the End User in the case of a Domestic Exit Point, by sending a Quality Deficient Gas Notice by email using the appropriate Form as published on the Fluxys Belgium website. This document shall contain the following information:

- Network User and TSO Name
- Interconnection Point or Domestic Exit Point
- Estimated Start Time of the (re)delivery of the quality deficient gas at the Interconnection Point or the Domestic Exit Point
- Estimated End Time of the (re)delivery of the quality deficient gas at the Interconnection Point or the Domestic Exit Point
- Estimated quantity of quality deficient gas (in kWh), and
- Expected gas composition.

All relevant additional information regarding the (re)delivery period or the gas composition shall be added on the document.

The notice shall be revised at any time prior to or during the Gas Day to which it applies, if the characteristics of the quality deficient gas and/or the duration are expected to change from the previous notice.

The Network User or the TSO who receives a Quality Deficient Gas Notice shall inform the other party by email whether or not it accepts the delivery of quality deficient gas as mentioned in the notice. It should also mention the accepted quantity of gas (kWh). If it refuses the (re)delivery of any Natural Gas at all then the accepted quantity should state zero (0). If the TSO does not accept the entire quantity for delivery of quality deficient gas as mentioned in the notice, the TSO shall apply the relevant constraint management rules in accordance with section If no acceptance/refusal message is received between the sending of a Quality Deficient Gas Notice and the start of the (re)delivery of this quality

deficient gas at the relevant Interconnection Point or Domestic Exit Point, the (re)delivery shall be considered as accepted by all parties.

If quality deficient gas is delivered at any Interconnection Point or Domestic Exit Point without prior notice of this event the Network User and TSO shall contact each other by telephone followed immediately after by a Quality Deficient Gas Notice (as described above).

8. Maintenance procedures

8.1. Long Term Planned Works

In September of each year, the TSO shall inform Network Users that have subscribed Services for the following calendar year concerning:

- the Long Term Planned Works and associated constraints during said works, and
- the timing and duration of said Long Term Planned Works.

At the Network User's request, a discussion may be held with the TSO. Following such discussions, the TSO shall decide on the period and duration of the Long Term Planned Works and shall make every effort to provide the Network User, no later than 15 December of the calendar year preceding the Long Term Planned Works, with the programme of aforementioned works to be carried out on the Transmission System during the next calendar year.

Said programme shall be established to coordinate and synchronise the anticipated maintenance, repair and replacement works to be performed on the Transmission System so as to minimise any disruptions in the ability of the Network Users to use their subscribed Services.

Any interruption in the subscribed Transmission Services for maintenance, repair or replacement works shall be allocated between the Network Users on a fair and equitable basis, and to the extent possible pro rata their respective subscribed Transmission Services, in accordance with this Attachment C1 of the Access Code for Transmission. The TSO shall make every effort to respect the Network Users' subscribed Transmission Services during such maintenance, repair and replacement works insofar as possible from an operational and technical point of view. The TSO shall inform the Network Users as soon as possible about the resumption of the subscribed Transmission Services.

8.2. Short Term Planned Works

Without prejudice to section 8.1, the TSO may perform maintenance, repair or replacement works which are required to be promptly performed in order to maintain the safety and integrity of the Transmission System ("Short Term Planned Works"). The TSO shall notify the schedule and the estimated duration of such Short Term Planned Works and the extent of the interruption of the $MTSR_f$ and/or $MTSR_b$ as soon as possible to Network Users having $MTSR_f$ and/or $MTSR_b$, but not later than ten (10) Business Days before such Short Term Planned Works are due to be carried out.

The date(s) of such Short Term Planned Works shall be binding upon the TSO once confirmed after the above notification. Any interruption in the subscribed Transmission Services shall be fairly and equitably allocated to the Network Users and to the extent possible pro rata their respective subscribed Transmission Services, in accordance with this Attachment C. The TSO



acting as a Reasonable and Prudent Operator shall use all reasonable efforts to limit the interruption of the $MTSR_f$ and/or $MTSR_b$ for Short Term Planned Works to the extent which is necessary in order to have the cause thereof remedied. The TSO shall inform the Network Users as soon as possible about the resumption of the subscribed Transmission Services.

8.3. Emergency

In accordance with Attachment F, in case of Emergency the TSO shall have the right at any time and without prejudice to sections 8.1 and 8.2 of this Attachment, to interrupt all or part of the $MTSR_f$ and/or $MTSR_b$ immediately in order to safeguard the safety and integrity of the Transmission System and to perform the necessary repairs and/or replacement works.

8.4. Reduced Service Days

The Reduced Service Days shall not, in aggregate, be more than fourteen (14) Days per year.

In the event that a Contract Period is less than a year, the number of Reduced Service Days for the Contract Period in question shall not, in aggregate, be more than fourteen (14) Days pro rata the number of Days in the Contract Period in relation to the number of Days in the Year.

The number of Reduced Service Days shall be calculated on a full Day equivalent basis meaning, by way of example, that:

- (i) if the $MTSR_f$ and/or $MTSR_b$ are completely interrupted for six (6) hours, it shall be accounted for as 0.25 of a Day, and
- (ii) if fifty (50) % of the $MTSR_f$ and/or $MTSR_b$ is interrupted for four (4) complete Days, it shall be accounted for as two (2) Days.

8.5. Adjustment of the Monthly Capacity Fee

During any Long Term or Short Term Planned Works, the Monthly Capacity Fee for the $MTSR_f$ and/or $MTSR_b$, as described in Attachment A, shall remain due provided the number of Days during which the $MTSR_f$ and/or $MTSR_b$ are interrupted does not exceed the maximum number of Reduced Service Days, as described in 8.4.

In the event that the TSO exceeds the maximum number of Reduced Service Days, the Monthly Capacity Fee for the $MTSR_f$ and/or $MTSR_b$ shall be reduced pro rata the interrupted $MTSR_f$ and/or $MTSR_b$ for the portion that exceeds the number of Reduced Service Days.

The above sections 8.1 to 8.5 are not applicable to interruptible capacity ($MTSR_i$) which, without prejudice to section 4.1 of this attachment, the TSO may interrupt in whole or in part at any time, unconditionally and without any obligation to justify and/or to account for said interruption.

For the sake of clarity, sections 8.4 and 8.5 are not applicable to any $MTSR_{f,zpf}$ and/or $MTSR_{b,zpf}$.

8.6. Maintenance on Cross Border Capacity

Without prejudice to sections 8.1 to 8.3 above, the Adjacent TSO which operates the Cross Border Capacity shall have the right to perform maintenance, repair or replacement works which are required to be performed in order to maintain the safety and integrity of its transmission system. In the event such maintenance impacts the Cross Border Capacity, the



TSO may interrupt the MTSRf,cbds. For the sake of clarity, sections 8.4 and 8.5 are not applicable to any MTSRf,cbds.

It is understood that the TSO and the Adjacent TSO which operates the Cross Border Capacity shall make reasonable efforts to coordinate their maintenance planning in order to limit the impact on the MTSRf,cbds.

9. Exchanged data

Metering data shall be made available on a reasonable endeavour basis at both Interconnection Points and Domestic Exit Points through the Electronic Data Platform.

10. Contact details

Both parties (the Network User and TSO shall use the contact details sheet as appended in Attachment 1 of the Standard Transmission Agreement in order to inform each other of their contact details.

TSO's Constraints Notice

To		Copy to	Fluxys commercial
Fax	All Grid Users	Fax	0032 (0)2 282 02 50
From	Fluxys Belgium		
Tel	0032 (0)2 282 7007	N° of pages	1
Fax	0032 (0)2 282 7006	Date / time	11/09/2017
Subject	TSO's Constraints Notice		

Dear Madam,

Dear Sir,



Fluxys requests to reduce capacity as follows :

Start execution : (CET)

End execution (hour included): (CET)

Affected point : :

Direction :

An updated TSO's Daily Confirmation Notice (TDT - NOMRES message) will be sent by adig@ts if the hourly confirmed quantities have changed.

Fluxys will issue a revised TSO's Constraints Notice if the expected duration or quantity is expected to change.

Remarks:

Dispatching

Gas Flow Operations

□