



FLUXSWISS ALLOCATION PROCEDURE

Participant Manual

Version: 1.1 – June 2012

Contents

1.	INTRODUCTION	2
1.1	Purpose	2
1.2	Prerequisites	2
2.	REGISTRATION.....	3
3.	AUTHENTICATION.....	5
4.	ALLOCATION PROCEDURE.....	6
4.1	View Participant Information.....	7
4.2	View Allocation Procedure Information	8
4.3	View Round Information.....	10
4.4	Submit a Request during a Round.....	12
4.5	Make a Bid during an Auction	15
4.6	Open a Notification	19
4.7	Change Password and log off.....	21
4.8	Test and Training.....	23
5.	TECHNICAL PROBLEMS?	24

1. Introduction

1.1 Purpose

This Participant Manual is intended for the Participants of the online Allocation Procedure organized by FluxSwiss. These Participants should comply with the prerequisites described in the next paragraph.

1.2 Prerequisites

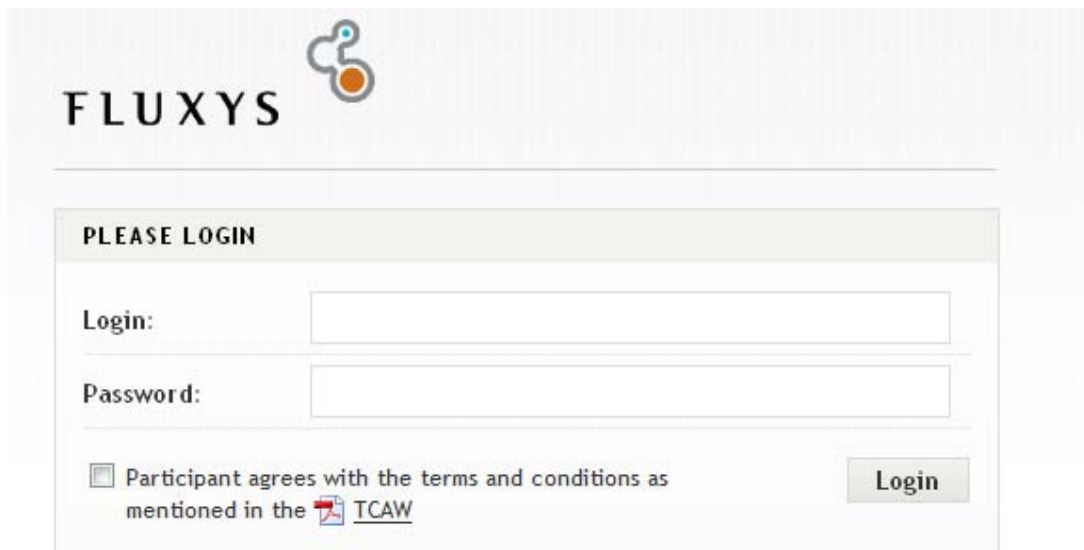
- The site is supported on Internet Explorer 8 (IE 8)
- JavaScript must be enabled. JavaScript enables the site to refresh automatically.
- SSL 3.0 must be enabled for security reasons.
- The Participant must be registered and authenticated.

2. Registration

Before the start of the Allocation Procedure the Participant must have received a User ID and a Password from FluxSwiss. This happens via a email sent to the Participant.

The Allocation Procedure will happen via the site which can be found here:

<https://auction.fluxswiss.com>




FLUXYS

PLEASE LOGIN

Login:

Password:

Participant agrees with the terms and conditions as mentioned in the  TCAW


Login

Authentication screen

The first time the Participant opens the online Allocation Procedure site, he must provide the given User ID and Password. If this combination is found correct, the registration webpage will open up. On the registration page the Participant is asked to change his Password. Note that this Password must comply to several rules. These rules are indicated on the right of the screen. Once the Password is changed the Participant will receive an email notifying him of his Password change. This Password can then be used in future allocation procedures.

In case no email arrives, please contact FluxSwiss to modify the email address.

Registration

FLUXYS  Fluxys Mail: FluxSwiss.AuctionHelpdesk@Fluxys.com | Fluxys Phone: +32 2282 9970

[User Manual](#) | [Change Password](#) | [Logout](#)

Change your password

LOGIN SETTINGS

Username: YOURUSERNAME

Email: participant@company.com

Participant: YourCompanyName

Current Password:

New Password:

Confirm New Password:

PASSWORD POLICY

- Passwords must be different from the previous one
- Passwords will contain at least (1) upper case letter
- Passwords will contain at least (1) lower case letter
- Passwords will contain at least (1) number or special character
- Passwords will contain at least (8) characters in length

Change Password screen – used in the registration process

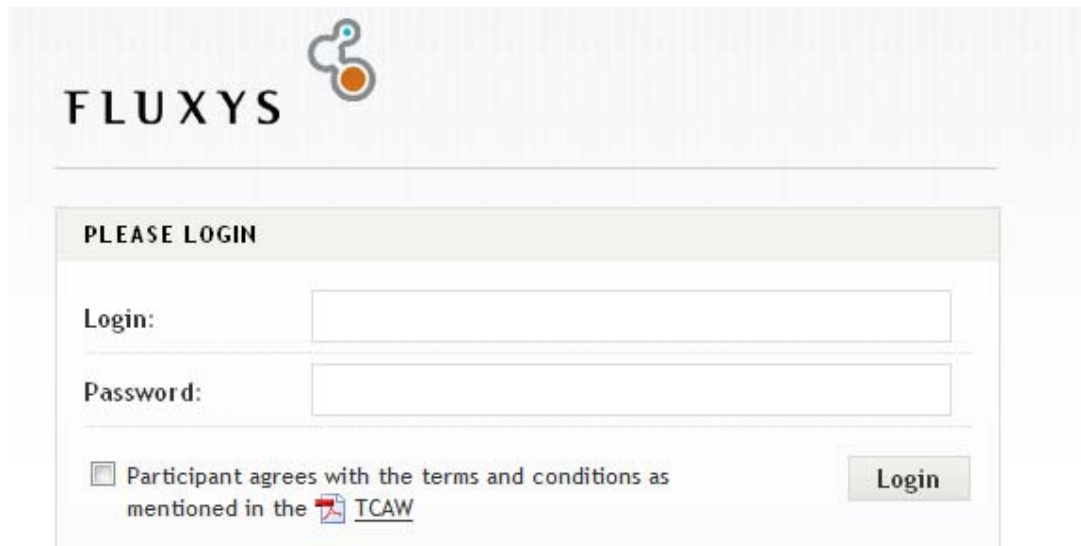
Once registered the Participant navigates to the bidding screen. As long as the Allocation Procedure is not started, only the Participant information and the Allocation Procedure information are shown. It will not yet be possible to submit a Request. Once the Allocation Procedure is scheduled by FluxSwiss, the Participant will see a notification with the scheduled opening time. During the Test and Training it will be indicated clearly on the site that it is a demo.

3. Authentication

After registration, the Participant can access the website if he can be authenticated. In order to be authenticated, the Participant must fill in his User ID and his Password (that was changed during registration). The Participant must then agree to the Terms and Conditions Allocation procedure Window (TCAW) by checking the TCAW checkbox. Click the submit button.

When a correct combination User ID – Password is provided and the Participant agreed to the TCAW, the Participant is allowed on the website. If any of these conditions is not met, the reason will be shown in red.

If wanted the Participant can read the TCAW by clicking on the link which will open a pdf file.



FLUXYS

PLEASE LOGIN

Login:

Password:

Participant agrees with the terms and conditions as mentioned in the [TCAW](#)

Login

Authentication screen

4. Allocation Procedure

The Allocation Procedure screen contains all the information necessary to participate in the Allocation Procedure.

A detailed description of the different fields on the screen can be found in the next sections.

Important remark: the screen is automatically refreshed every 5 seconds. However check whether the 'Last refreshed on' and 'Connected' field refreshed automatically if not the Participant must refresh the screen manually. These fields are located at the right bottom of the screen.

Allocation Procedure

4.1 View Participant Information

The screenshot displays the Fluxys Allocation Procedure interface. At the top, it shows the Fluxys logo and contact information: Fluxys Mail: FluxSwiss.AuctionHelpdesk@Fluxys.com and Fluxys Phone: +32 2282 9970. Navigation links for User Manual, Change Password, and Logout are also present.

The main content area is divided into several sections:

- PARTICIPANT:** A box containing contact details for the company and the participant.

Company:	YourCompanyName
Phone:	8888888
Fax:	1111111
Name:	YourFirstName YourLastName
Email:	participant@company.com
User Account:	YOURUSERNAME
- Server Time:** 12/03/2012 08:45:11
- Allocation Procedure Status:** OPEN
- Allocation Procedure Name:** Allocation Procedure Name
- Lot Size (Nm3/h):** 5000 **Lots Offered:** 20
- Round Status:** OPEN **Round Opening Time:** 12/03/2012 08:44:44
- Round Number:** 3 **Round Closing Time:** 12/03/2012 08:47:44
- Remaining Lots:** 15

Below this is a request form with the following fields:

- Remaining Round Time:** 02:32
- Price (CHF/Nm3/h/Month):** 77,00
- Request (Lot):** 3
- Monthly Charge (CHF/Month):** 1155000,00
- Total Capacity (Nm3/h):** 15000
- Submit Request** button

A table below the form shows the participant's bidding history:

Round Number	Participant	Lots	Price (CHF/Nm3/h/Month)	Won Lots @ Price
2	YOURUSERNAME	2	71.00	N/A
1	YOURUSERNAME	2	47.00	2 @ 47

At the bottom, there is a **MESSAGES** section with two messages:

- Message 6: 12/03/2012 08:44:40 - Round 3 has been scheduled to open at 09/03/2012 09:00:00.
- Message 5: 12/03/2012 08:44:15 - Round 2 is finished. You did not win any lots.

The bottom status bar shows: Last refreshed on: 12/03/2012 08:45:14 and Connected.

Allocation Procedure screen – Participant information

Apart from the FluxSwiss contact information, which is located at the top of the Allocation Procedure screen, the Participant can also see his own contact information and that of his company.

Field	Description
Fax	Fax of the company of the Participant
Phone	Phone of the company of the Participant
Email	Email of the Participant
Company	Company name of the Participant
Name	Name of the Participant
User ID	The User ID of the Participant

Allocation Procedure

4.2 View Allocation Procedure Information

The screenshot displays the FLUXYS Allocation Procedure Information screen. At the top, there is a header with the FLUXYS logo and navigation links for User Manual, Change Password, and Logout. The main content is divided into several sections:

- PARTICIPANT:** A form containing fields for Company, Phone, Fax, Name, Email, and User Account.
- Allocation Procedure Status:** A box showing the Server Time (12/03/2012 08:45:11), Allocation Procedure Status (OPEN), Allocation Procedure Name, Lot Size (Nm3/h), and Lots Offered (20).
- Round Information:** A section showing Round Status (OPEN), Round Opening Time, Round Number (3), Round Closing Time, and Remaining Lots (15).
- Request Form:** A form with fields for Remaining Round Time (02:32), Price (CHF/Nm3/h/Month) (77.00), Monthly Charge (CHF/Month) (1155000.00), Request (Lot) (3), and Total Capacity (Nm3/h) (15000). A Submit Request button is present.
- Round Results Table:** A table with columns: Round Number, Participant, Lots, Price (CHF/Nm3/h/Month), and Won Lots @ Price. It shows two rounds: Round 2 (Price: 71.00, Won Lots: N/A) and Round 1 (Price: 47.00, Won Lots: 2 @ 47).
- MESSAGES:** A list of messages, including "Round 3 has been scheduled to open at 09/03/2012 09:00:00" and "Round 2 is finished. You did not win any lots."

At the bottom right, it indicates "Last refreshed on: 12/03/2012 08:45:14" and "Connected".

Allocation Procedure screen – Allocation Procedure information

The Allocation Procedure information can be found at the top right of the screen. It contains the server time and the Allocation Procedure status.

Field	Description
Server Time	Indicates the time that is used on the server and which is used as master clock.
Allocation Procedure Status	<p>The Allocation Procedure has following statuses:</p> <ul style="list-style-type: none"> Scheduled – it is not possible to submit Requests, the Participant will see when the Allocation Procedure is scheduled to take place. Open – it is possible to submit Requests. Closed – it is no longer possible to submit Requests. The final allocation is being made. Archived – the final allocation is published to all

Allocation Procedure

	<p>Participants. The Allocation Procedure is no longer visible for the Participant.</p> <ul style="list-style-type: none"> Abandoned – the Allocation Procedure is no longer valid.
Allocation Procedure Name	<p>The name of the Allocation Procedure</p> <p>e.g. 'DEMO 17/02/2012'</p>
Lot Size	<p>This represents how much capacity there is for 1 lot</p> <p>e.g. 5,000 Nm³/h</p>
Lots Offered	<p>The number of lots that are offered during the Allocation Procedure</p>

Allocation Procedure

4.3 View Round Information

The screenshot shows the FLUXYS Allocation Procedure interface. At the top, there is a header with the FLUXYS logo and contact information. Below this, the interface is divided into several sections:

- PARTICIPANT**: A form containing fields for Company, Phone, Fax, Name, Email, and User Account.
- Server Time**: 12/03/2012 08:45:11
- Allocation Procedure Status**: OPEN (indicated by a green checkmark)
- Allocation Procedure Name**: Allocation Procedure Name
- Lot Size (Nm3/h)**: 5000
- Lots Offered**: 20
- Round Status**: OPEN (indicated by a green checkmark)
- Round Opening Time**: 12/03/2012 08:44:44
- Round Number**: 3
- Round Closing Time**: 12/03/2012 08:47:44
- Remaining Lots**: 15
- Remaining Round Time**: 02:32
- Price (CHF/Nm3/h/Month)**: 77,00
- Monthly Charge (CHF/Month)**: 1155000,00
- Request (Lot)**: 3
- Total Capacity (Nm3/h)**: 15000
- Submit Request**: A green button.
- Table of Round Results**:

Round Number	Participant	Lots	Price (CHF/Nm3/h/Month)	Won Lots @ Price
2	YOURUSERNAME	2	71,00	N/A
1	YOURUSERNAME	2	47,00	2 @ 47
- MESSAGES**: A list of messages, including "Round 3 has been scheduled to open at 09/03/2012 09:00:00." and "Round 2 is finished. You did not win any lots."

Allocation Procedure screen – Round information

The most important information here is number of remaining Lots, the status of the Round and the timings of the Round.

Field	Description
Round Number	The number of the most recent Round
Round Status	<p>The Round has following statuses:</p> <ul style="list-style-type: none"> Scheduled – it is known when the Round is scheduled to open. Open – it is possible to submit one Request. Closed – it is no longer possible to submit Requests. It is possible that an Auction will be created. Published – the results of the Round/Auction have been published. The Round is over.

Allocation Procedure

	<ul style="list-style-type: none"> Cancelled – the Round is invalid and is not held into account.
Round Opening Time	<p>The actual opening time of the Round if the Round has been opened.</p> <p>The scheduled opening time of the Round if the Round has been scheduled.</p>
Round Closing Time	The Round Opening Time + Duration.
Remaining Lots	The number of Lots that are still available to be allocated at the beginning of the Round.

4.4 Submit a Request during a Round

The screenshot shows the FLUXYS interface for the Allocation Procedure. At the top, there is a header with the FLUXYS logo, navigation links (User Manual, Change Password, Logout), and contact information (Fluxys Mail: FluxSwiss.AuctionHelpdesk@Fluxys.com, Fluxys Phone: +31 2282 9970).

PARTICIPANT section includes:

- Company: YourCompanyName
- Phone: 8888888
- Fax: 1111111
- Name: YourFirstName, YourLastName
- Email: participant@company.com
- User Account: YOURUSERNAME

Server Time: 12/03/2012 08:45:11

Allocation Procedure Status: ✓ OPEN

Allocation Procedure Name: Allocation Procedure Name

Lot Size (Nm3/h): 5000 **Lots Offered:** 20

Round Status: ✓ OPEN **Round Opening Time:** 12/03/2012 08:44:44

Round Number: 3 **Round Closing Time:** 12/03/2012 08:47:44

Remaining Lots: 15

The **Submit Request** section is highlighted with a red box and contains:

- Remaining Round Time: 02:32
- Price (CHF/Nm3h/Month): 77,00
- Monthly Charge (CHF/Month): 1155000,00
- Request (Lot): 3
- Total Capacity (Nm3/h): 15000
- Submit Request** button

Request Overview Table:

Round Number	Participant	Lots	Price (CHF/Nm3h/Month)	Won Lots @ Price
2	YOURUSERNAME	2	71,00	N/A
1	YOURUSERNAME	2	47,00	2 @ 47

MESSAGES section:

- 12/03/2012 08:44:40: Round 3 has been scheduled to open at 09/03/2012 09:00:00.
- 12/03/2012 08:44:15: Round 2 is finished. You did not win any lots.

Bottom status bar: Last refreshed on: 12/03/2012 08:45:14 | Connected

Allocation Procedure screen – submit a Request during a Round and Request overview

This part of the screen allows the Participant to submit a Request. It consists of two subparts; one is an overview of the different Requests that were placed during the previous Rounds and the other gives the Participant the possibility to submit a Request.

If the Round is open, the Participant can submit a Request by selecting the number of Lots he is willing to have assigned and the relevant price to be chosen among those published by FluxSwiss. Upon submitting, the number of Lots is checked for consistency. If the Request is consistent, the Participant must confirm his Request. A pop up is shown in order to do this. If the Request is inconsistent, the Participant will receive a pop up that contains the rules that were violated. It is only upon confirmation that the request is sent to FluxSwiss. The Participant is able to place exactly one Request during the time that the Round is open.

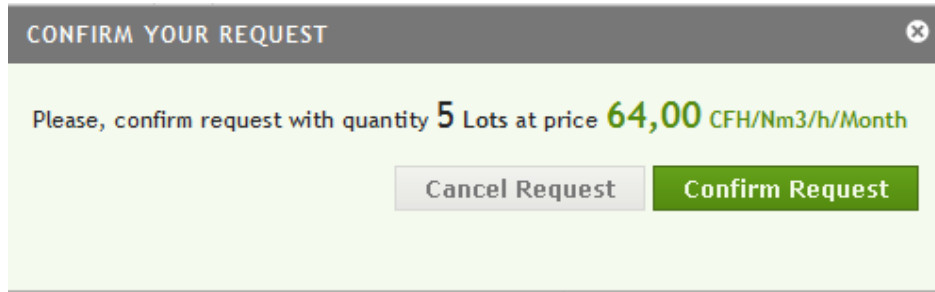
Important notice: There is no advantage in submitting your request at the last moment. If you submit at the last moment take into account that you have to confirm you request and that you may be too late!

Field (submit Request)	Description

Allocation Procedure

Remaining Round Time	Shows the remaining number of minutes and seconds that the Participant has to make a Request. The time span that a Round is open is fixed at the beginning of the Round and cannot change once the Round is opened.
Price	Shows a list of pre-defined prices for the Participant to choose from.
Requested Lots	The Participant must fill in the number of requested Lots.
Monthly Charge	It is the relevant Monthly Charge expressed in CHF/Month calculating multiplying the Bid Price expressed in CHF/Nm ³ /h/Month by the capacity of the requested Lots expressed in Nm ³ /h.
Total Capacity	Shows the total capacity expressed in Nm ³ /h that is being purchased via the placed Request.
Field (overview Requests)	Description
Round number	The number of the Round in which the Request was made.
Participant	The User ID of the person that made the Request.
Lots	The number of Lots of the placed Request.
Bid Price	The price placed by a Participant during a Round or Auction, expressed in CHF/Nm ³ /h/Month.
Won Lots @ Price	Shows the number of Lots that were won at the end of the Round (status published) and at which price. This can be the result of the Request made during the Round, but also a Bid made in an Auction of that Round.

Allocation Procedure



Allocation Procedure screen – consistent Request popup

Allocation Procedure

4.5 Make a Bid during an Auction

The screenshot shows the FLUXYS web interface. At the top, there is a header with the FLUXYS logo and navigation links like 'User Manual', 'Change Password', and 'Logout'. Below the header, there are two main sections: 'PARTICIPANT' and 'Allocation Procedure Status'. The 'PARTICIPANT' section contains fields for Company, Phone, Fax, Name, Email, and User Account. The 'Allocation Procedure Status' section shows 'Server Time', 'Allocation Procedure Status' (OPEN), 'Allocation Procedure Name', 'Lot Size (Nm3/h)', and 'Lots Offered'. Below this, there is a section for 'Round Status' (CLOSED), 'Round Opening Time', 'Round Number', 'Round Closing Time', and 'Remaining Lots'. The main part of the screen is a bid submission form with fields for 'Remaining Auction Time' (05:01), 'Price' (CHF/Nm3/h/Month), 'Bid Quantity' (Lot), 'Monthly Charge', 'Total Capacity', 'Best Price' (70,00), and 'Minimum Increment'. A 'Submit Bid' button is present. Below the form is a table showing 'Auction for round' with columns for 'Date Time', 'Bidder', and 'Price (CHF/Nm3/h/Month)'. The table lists three bids from 'YOURUSERNAME' with prices of 68.00, 66.00, and 64.00. At the bottom, there is a 'MESSAGES' section and a status bar showing 'Last refreshed on: 12/03/2012 09:03:37' and 'Connected'.

Allocation Procedure screen – make a Bid during an Auction and Bid overview

This screen will only be available for Participants that submitted a Request at the highest Bid Price in the relevant Round for a number of Lots higher than zero. The Participants that do not submit any Request in a certain Round, as well as Participant that do not submit any Request at the highest Bid Price in the relevant Round, will be asked to wait until the Auction is finished.

This part of the screen allows the Bidder to place a Bid during an Auction. It consists of two subparts; one is an overview of the Bids made in the on-going Auction and the other gives the Participant the possibility to place a Bid in the Auction.

If the Auction is open, the Bidder can place a Bid. The Bid must be consistent. If the Bid is consistent, the Bidder must confirm his Bid. A pop up is shown in order to do this. If the Bid is inconsistent, the Bidder will receive a pop up that contains the rules that were violated. At all times the Bidder will see the highest price that was offered. The Bidders will not know of each other who placed the Bid.

Field (submit bid)	Description
Remaining Auction time	Shows the remaining number of minutes and seconds that the Bidder has to make a Bid in the Auction. The minimum time span of an Auction is determined by FluxSwiss at the beginning

Allocation Procedure

	of the Auction. In the event a Bidder places a Bid within three minutes from the end of an Auction, the Auction duration will be automatically prolonged by three minutes.
Bid Quantity	These are the lots that will be auctioned during the Auction.
Bid Price	The Bidder must fill in the wanted price. This must be higher than the Best Bid Price + Minimum Increment.
Monthly Charge	It is the relevant Monthly Charge expressed in CHF/Month calculating multiplying the Bid Price expressed in CHF/Nm ³ /h/Month by the capacity of the Bid Quantity expressed in Nm ³ /h.
Total Capacity	Shows the total capacity that is being purchased via the placed Bid.
Best Bid Price	This is the highest Bid Price that was offered by a Bidder during the Auction. If the Bidder has the Best Bid Price this number will be green, if the Bidder does not have the Best Bid Price this number will be orange.
Minimum Increment	This is the minimum difference between the Best Bid Price and the next Bid that will be placed by a Bidder.
Field (overview bids)	Description
Round number	The number of the Round for which an Auction is held.
Date Time	The date and time that the Bid was placed during the Auction.
Bidder	The User ID of the person that made the Bid.
Bid Price	The price of the placed Bid.

Allocation Procedure

FLUXYS Fluxys Mail: FluxSwiss.AuctionHelpdesk@Fluxys.com | Fluxys Phone: +32 2282 9970

[User Manual](#) | [Change Password](#) | [Logout](#)

PARTICIPANT

Company: YourCompanyName
 Phone: 8888888
 Fax: 1111111
 Name: YourFirstName YourLastName
 Email: participant@company.com
 User Account: YOURUSERNAME

Server Time: 12/03/2012 09:02:13

Allocation Procedure Status: ✔ OPEN

Allocation Procedure Name: Allocation Procedure Name

Lot Size (Nm3/h): 5000 Lots Offered: 20

Round Status: ● CLOSED Round Opening Time: 12/03/2012 08:59:48

Round Number: 4 Round Closing Time: 12/03/2012 09:00:48

Remaining Lots: 12

Remaining Auction Time: ⌚ 03:24

Price: (CHF/Nm3/h/Month) Monthly Charge: (CHF/Month) 0,00 Best Price: (CHF/Nm3/h/Month) ✔ 68,00

Bid Quantity: (Lot) 2 Total Capacity: (Nm3/h) 10000 Minimum Increment: (CHF/Nm3/h/Month) 1,00

Auction for round	Date Time	Bidder	Price (CHF/Nm3/h/Month)
4	12/03/2012 09:02:09	↑ YOURUSERNAME	68.00
4	12/03/2012 09:02:01	↑ YOURUSERNAME	66.00
4	12/03/2012 09:01:52	↑ YOURUSERNAME	64.00

MESSAGES

10 12/03/2012 09:01:24 An auction for round 4 has been scheduled to open at 09:03:00 on 12/03/2012 09:05:00

Last refreshed on: 12/03/2012 09:02:14 ✔ Connected

Allocation Procedure screen – winning the auction

CONFIRM YOUR BID ✕

Please, confirm bid with quantity **2** Lots at price **120,00** CHF/Nm3/h/Month

Allocation Procedure screen – consistent bid popup

BID NOT CONSISTENT! ✕

Bid with quantity **2** Lots at a price **115,00** CHF/Nm3/h/Month was not consistent, because of following rules:

▲ Your bid is not high enough!

Allocation Procedure

Allocation Procedure screen – inconsistent bid popup

Allocation Procedure

4.6 Open a Notification

The screenshot shows the Fluxys Allocation Procedure interface. At the top, there is a header with the Fluxys logo, contact information (Fluxys Mail: FluxSwiss.AuctionHelpdesk@Fluxys.com, Fluxys Phone: +31 2282 9970), and navigation links (User Manual, Change Password, Logout). Below the header, the interface is divided into several sections:

- PARTICIPANT**: A box containing personal and company details such as Company, Phone, Fax, Name, Email, and User Account.
- Server Time**: 12/03/2012 08:45:11
- Allocation Procedure Status**: OPEN (indicated by a green checkmark)
- Allocation Procedure Name**: Allocation Procedure Name
- Lot Size (Nm3/h)**: 5000 and **Lots Offered**: 20
- Round Status**: OPEN (green checkmark)
- Round Opening Time**: 12/03/2012 08:44:44
- Round Number**: 3 and **Round Closing Time**: 12/03/2012 08:47:44
- Remaining Lots**: 15

Below these sections is a control panel with the following fields:

- Remaining Round Time**: 02:32
- Price (CHF/Nm3/h/Month)**: 77,00
- Monthly Charge (CHF/Month)**: 1155000,00
- Request (Lot)**: 3
- Total Capacity (Nm3/h)**: 15000
- Submit Request**: A green button.

A table below the control panel shows the current round's results:

Round Number	Participant	Lots	Price (CHF/Nm3/h/Month)	Won Lots @ Price
2	YOURUSERNAME	2	71,00	N/A
1	YOURUSERNAME	2	47,00	2 @ 47

At the bottom, a **MESSAGES** section is highlighted with a red box. It contains two messages:

- Message 6: 12/03/2012 08:44:40 - Round 3 has been scheduled to open at 09/03/2012 09:00:00.
- Message 5: 12/03/2012 08:44:15 - Round 2 is finished. You did not win any lots.

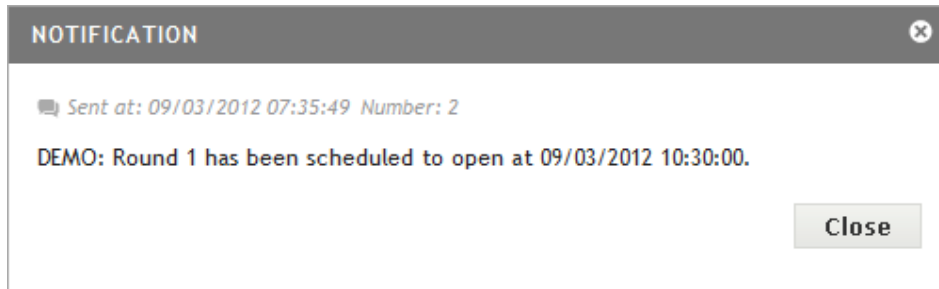
The bottom right corner of the screen shows "Last refreshed on: 12/03/2012 08:45:14" and a "Connected" status.

Allocation Procedure screen – overview of the notifications

FluxSwiss has the possibility to send notifications to the Participants. The messages are tagged with a sequence number so that it is easy to reference a notification. If the Participant is logged on during the sending of the notification, then he will receive a pop up with the notification.

The notifications can be found at the bottom of the Allocation Procedure screen. The most recent one is shown on top. The first line of the message is shown in preview. Click on the message to open it. A popup is shown to the Participant containing the message, the sequence number of the message and the moment the message was sent.

Allocation Procedure



Allocation Procedure screen – notification popup

Notifications will be sent automatically to the Participants in following cases:

- When an Allocation Procedure is Scheduled
- When the Scheduled Opening Time of the Scheduled Allocation Procedure changed
- When an Allocation Procedure is Closed
- When a new Round is Scheduled
- When the Scheduled Opening Time of the Scheduled Round changed
- When an Auction will be scheduled and the Participant is allowed to participate
- When an Auction will be scheduled and the Participant is not allowed to participate
- When an Auction is Scheduled
- When the Scheduled Opening Time of the Scheduled Auction changed
- When the on-going Auction is Cancelled

4.7 Change Password and log off

FLUXYS

Fluxys Mail: FluxSwiss.AuctionHelpdesk@Fluxys.com | Fluxys Phone: +31 2282 9970

User Manual | Change Password | Logout

PARTICIPANT

Company: YourCompanyName
 Phone: 8888888
 Fax: 1111111
 Name: YourFirstName
 YourLastName
 Email: participant@company.com
 User Account: YOURUSERNAME

Server Time: 12/03/2012 08:45:11
 Allocation Procedure Status: **OPEN**
 Allocation Procedure Name: Allocation Procedure Name
 Lot Size (Nm3/h): 5000 Lots Offered: 20

Round Status: **OPEN** Round Opening Time: 12/03/2012 08:44:44
 Round Number: 3 Round Closing Time: 12/03/2012 08:47:44
 Remaining Lots: 15

Remaining Round Time: 02:32
 Price (CHF/Nm3/h/Month): 77,00
 Monthly Charge (CHF/Month): 1155000,00
 Request (Lot): 3
 Total Capacity (Nm3/h): 15000
 Submit Request

Round Number	Participant	Lots	Price (CHF/Nm3/h/Month)	Won Lots @ Price
2	YOURUSERNAME	2	71,00	N/A
1	YOURUSERNAME	2	47,00	2 @ 47

MESSAGES

6 12/03/2012 08:44:40 Round 3 has been scheduled to open at 09/03/2012 09:00:00.
 5 12/03/2012 08:44:15 Round 2 is finished. You did not win any lots.

Last refreshed on: 12/03/2012 08:45:14 | Connected

Allocation Procedure screen – change password and logout


Once logged in, the Participant can change his Password at any time. The button to do this is at the top right of the screen. Click this button to navigate to the change Password screen. Here the Participant is required to fill in his current Password and his new Password. The rules which must be respected for a Password are indicated at the right of this screen.

The Participant also has the possibility to logout. FluxSwiss prefers that the Participant explicitly logs off, because this can be tracked.

At the bottom right of the screen it is displayed whether the Participant’s screen is refreshed automatically with the ‘Connected’ word. If the Participant sees that he is connected then the page will be refreshed automatically. The last time that the page was refreshed is placed to the left of the connectivity status. If the connectivity status is ‘Disconnected’ then the screen is not refreshed automatically and it is the responsibility of the Participant to refresh his page.

Automatic refreshing is based on the JavaScript technology. It is therefore important to have javascript enabled, since this enables FluxSwiss to better monitor the activity of the Participant. (see prerequisites)

Allocation Procedure

FLUXYS  Fluxys Mail: FluxSwiss.AuctionHelpdesk@Fluxys.com | Fluxys Phone: +32 2282 9970

[User Manual](#) | [Change Password](#) | [Logout](#)

Change your password

LOGIN SETTINGS	
Username	YOURUSERNAME
Email	participant@company.com
Participant	YourCompanyName
Current Password:	<input type="password"/>
New Password:	<input type="password"/>
Confirm New Password:	<input type="password"/>
<input type="button" value="Cancel"/> <input type="button" value="Change"/>	

PASSWORD POLICY

Change Password screen

4.8 Test and Training

FLUXYS Fluxys Mail: FluxSwiss.AuctionHelpdesk@Fluxys.com | Fluxys Phone: +31 2282 9970

[User Manual](#) | [Change Password](#) | [Logout](#)

PARTICIPANT

Company: YourCompanyName
 Phone: 8888888
 Fax: 1111111
 Name: YourFirstName
 YourLastName
 Email: participant@company.com
 User Account: YOURUSERNAME

Server Time: 12/03/2012 08:38:02

Allocation Procedure Status: **OPEN** DEMO

Allocation Procedure Name: DEMO Allocation Procedure

Lot Size (Nm3/h): 9000 Lots Offered: 20

Round Status: **OPEN** Round Opening Time: 12/03/2012 08:37:46

Round Number: 3 Round Closing Time: 12/03/2012 08:40:46

Remaining Lots: 15

Remaining Round Time: ⌚ 02:43 Price (CHF/Nm3/h/Month): 81,00 Monthly Charge (CHF/Month): 1215000,00

Request (Lot): 3 Total Capacity (Nm3/h): 15000 Submit Request

Round Number	Participant	Lots	Price (CHF/Nm3/h/Month)	Won Lots @ Price
2	↑ YOURUSERNAME	2	102.00	2 @ 102
1	↑ YOURUSERNAME	3	68.00	3 @ 68

MESSAGES

6 ⌚ 12/03/2012 08:37:41 DEMO: Round 3 has been scheduled to open at 12/03/2012 09:00:00.

5 ⌚ 12/03/2012 08:37:05 DEMO: Round 2 is finished. You won 2 lot(s) at 102.00 CHF/Nm3/h/Month.

Last refreshed on: 12/03/2012 08:38:05 🟢 Connected

Allocation Procedure screen – demo

During the Test and Training, the Allocation Procedure will be marked with the 'Demo' icon to clearly indicate the nature of the Allocation Procedure. All Notifications will be prefixed with the word 'DEMO' so that there is no confusion.

5. Technical problems?

Telephone Number : +32 2 282 9970

E-mail: AuctionHelpdesk@FluxSwiss.com