



ACCESS CODE FOR TRANSMISSION

Attachment C.1: Operating Procedures

Contents

1.	SUBJECT, CONTENT, APPLICATION AREA.....	6
1.1.	Subject.....	6
1.2.	Definitions and naming conventions.....	6
2.	GENERAL PROVISIONS.....	11
2.1.	Time references.....	11
2.2.	Transmission protocol.....	11
2.3.	Nominations and matching procedures.....	12
2.4.	Network User EDIG@S code.....	12
2.5.	Company Network User code.....	12
3.	NOMINATIONS AND RENOMINATIONS.....	12
3.1.	Introduction.....	12
3.2.	Process and messages.....	13
3.2.1.	Daily nomination procedures.....	13
3.2.2.	Network User's Daily Transmission Notice (SDT).....	14
3.2.3.	TSO's Daily Confirmation Notice (TDT).....	15
3.2.4.	Applicable Renomination Lead-Time.....	16
3.2.5.	Applicable Interruption/Constraint Lead-Time.....	16
3.3.	Single sided nomination and double sided nomination at Interconnection Points.....	17
3.4.	Single sided nominations on a Trading Platform for ZTP Trading Services.....	17
4.	CONFIRMATIONS.....	18
4.1.	Capacity rules.....	18
4.1.1.	Capacity check.....	18
4.1.2.	Interconnection Point or Installation Point interruption.....	19
4.1.3.	End User Domestic Point interruption.....	20
4.2.	Constraint Management Rules.....	20
4.2.1.	Interconnection Point or Installation Point constraint.....	20
4.2.2.	Cross Border Delivery Service constraint.....	21
4.2.3.	End User Domestic Point constraint.....	21
4.2.4.	UK gas quality constraint.....	21
4.2.5.	Imbalance constraint on the market balancing position.....	21
4.2.6.	Constraint management.....	22
4.2.7.	Allocation principle in case of a constraint.....	22
4.3.	Matching rules.....	22
4.3.1.	Matching at an Interconnection Point or Installation Point.....	22
4.3.2.	Matching at an End User Domestic Point.....	23
4.3.3.	Matching for ZTP Trading Services.....	23
4.4.	Balancing rule on specific services.....	24
4.5.	Reduction rules at Connection Points.....	24

5.	PHYSICAL DELIVERY/REDELIVERY OBLIGATION RELATING TO A PHYSICAL TRANSACTION	25
6.	ALLOCATION PROCEDURE	26
6.1.	Gas allocation rules	26
6.1.1.	<i>Allocation at Interconnection Points and Installation Points</i>	<i>26</i>
6.1.2.	<i>Allocation at the End User Domestic Point</i>	<i>27</i>
6.1.3.	<i>Allocation at the Distribution Domestic Point</i>	<i>28</i>
6.1.4.	<i>Allocation for ZTP Trading Services</i>	<i>36</i>
6.2.	Reporting	36
6.2.1.	<i>Process</i>	<i>36</i>
6.2.2.	<i>Hourly reporting</i>	<i>36</i>
6.2.3.	<i>Monthly Final Allocations</i>	<i>37</i>
7.	GAS QUALITY	39
8.	MAINTENANCE PROCEDURES	40
8.1.	Long Term Planned Works	40
8.2.	Short Term Planned Works	41
8.3.	Emergency	41
8.4.	Reduced Service Days	41
8.5.	Adjustment of the Monthly Capacity Fee	42
8.6.	Maintenance on Cross Border Capacity	42
9.	EXCHANGED DATA	42
10.	CONTACT DETAILS	42
1.	SUBJECT, CONTENT, APPLICATION AREA	4
1.1.	Subject	4
1.2.	Definitions and naming conventions	4
2.	GENERAL PROVISIONS	9
2.1.	Time references	9
2.2.	Transmission protocol	9
2.3.	Nominations and matching procedures	9
2.4.	Grid User Network User EDIG@S code	9
2.5.	Company Grid User Network User code	10
3.	NOMINATIONS AND RENOMINATIONS	10
3.1.	Introduction	10
3.2.	Process and messages	10
3.2.1.	<i>Daily nomination procedures</i>	<i>10</i>
3.2.2.	<i>Grid User Network User's Daily Transmission Notice (SDT)</i>	<i>11</i>
3.2.3.	<i>TSO's Daily Confirmation Notice (TDT)</i>	<i>12</i>
3.2.4.	<i>Applicable Renomination Lead Time</i>	<i>13</i>
3.2.5.	<i>Applicable Interruption/Constraint Lead Time</i>	<i>13</i>
3.3.	Single sided nomination and double sided nomination at Interconnection Points	14

3.4.	Single sided nominations on a Trading Platform for ZTP Trading Services	15
4.	CONFIRMATIONS.....	15
4.1.	Capacity rules.....	15
4.1.1.	Capacity check.....	15
4.1.2.	Interconnection Point interruption	16
4.1.3.	End User Domestic Exit PointDomestic Point interruption	17
4.2.	Constraint Management Rules.....	17
4.2.1.	Interconnection Point constraint	17
4.2.2.	Cross Border Delivery Service constraint	17
4.2.3.	End User Domestic Exit PointDomestic Point constraint	18
4.2.4.	UK gas quality constraint	18
4.2.5.	Imbalance constraint on the market balancing position.....	18
4.2.6.	Constraint management.....	19
4.2.7.	Allocation principle in case of a constraint	19
4.3.	Matching rules.....	19
4.3.1.	Matching at an Interconnection Point	19
4.3.2.	Matching at an End User Domestic Exit PointDomestic Point	20
4.3.3.	Matching for ZTP Trading Services.....	20
4.4.	Balancing rule on specific services	20
4.5.	Reduction rules at Interconnection Points or End User Domestic Exit PointDomestic Points	21
5.	PHYSICAL DELIVERY/REDELIVERY OBLIGATION RELATING TO A PHYSICAL TRANSACTION	22
6.	ALLOCATION PROCEDURE	23
6.1.	Gas allocation rules	23
6.1.1.	Allocation at Interconnection Points	23
6.1.2.	Allocation at the End User Domestic Exit PointDomestic Point	24
6.1.3.	Allocation at the Distribution Domestic Exit PointDomestic Point.....	25
6.1.4.	Allocation for ZTP Trading Services	30
6.2.	Reporting	30
6.2.1.	Process.....	30
6.2.2.	Hourly reporting.....	31
6.2.3.	Monthly Final Allocations	32
7.	GAS QUALITY.....	33
8.	MAINTENANCE PROCEDURES.....	34
8.1.	Long Term Planned Works.....	34
8.2.	Short Term Planned Works.....	35
8.3.	Emergency	35
8.4.	Reduced Service Days.....	35
8.5.	Adjustment of the Monthly Capacity Fee.....	36
8.6.	Maintenance on Cross Border Capacity.....	36
9.	EXCHANGED DATA	36
10.	CONTACT DETAILS	36

1. Subject, content, application area

1.1. Subject

The Operating Procedures describe the operational rules and procedures which are required for the proper implementation of the Standard Transmission Agreement.

The Operating Procedures provide for the exchange of operational information between the TSO and the ~~Grid-User~~Network Users, which is required in order to have quantities of Natural Gas (re)delivered by the ~~Grid-User~~Network Users at the Interconnection Point(s) and or ~~Domestic-Exit Point~~Domestic Point(s).

1.2. Definitions and naming conventions

Unless the context requires otherwise, the definitions set out in Attachment 3 of the Standard Transmission Agreement apply to this Attachment C.1. Capitalised words and expressions used in this Attachment C.1 which are not defined in Attachment 3 of the Standard Transmission Agreement shall have the following meaning:

Active ~~Grid-User~~Network User shall mean the ~~Grid-User~~Network User who sends the Nominations in the process of single sided Nominations, as provided for in section 3.3.

Active TSO shall mean the TSO who receives the initial Nominations and Renominations in the process of single sided Nominations, as provided for in section 3.3.

Applicable Interruption/Constraint Lead-Time shall mean the minimum lead-time the TSO shall apply to inform ~~Grid-User~~Network Users/End Users of any interruption or constraint, at an Interconnection Point or End User ~~Domestic-Exit Point~~Domestic Point, or of a change to the effective values of the Market Threshold(s).

Applicable Renomination Lead-Time Renomination Lead-Time that shall be applicable at a specific Interconnection Point, End User ~~Domestic-Exit Point~~Domestic Point or for a ZTP Trading Service as provided for in section 3.2.4.

Counterparty shall mean a party to a ZTP Trading Service transaction, having also concluded an STA with the TSO and subscribed Hub Services.

CRGU Capacity Responsible ~~Grid-User~~Network User – ~~Grid-User~~Network User who is responsible for the Capacities subscribed on an End User ~~Domestic-Exit Point~~Domestic Point with the pooling of Capacity described in the Allocation Agreement.

<i>Delivery</i>	shall mean the supply or purchase of Natural Gas by means of ZTP Trading Services.
<i>End Time</i>	End Time – Last Gas Hour at which a constraint or interruption shall be applicable.
<i>GBP*_{h,z,g}</i>	Grid-User <u>Network User</u> Balancing Position before settlement – online – hourly quantity per Zone per Grid-User <u>Network User</u> , expressed in kWh, based on provisional allocation quantities, as provided for in Attachment A.
<i>GRF_{h,ARS}</i>	Provisional ARS Residu Factor – hourly value per Aggregated Receiving Station (ARS); factor that has to be applied to the result of multiplication the SLP Curve by the Yearly Standard Energy Offtake (as described in section 6.1.3), in order to allocate fully the Exit Energy Metering $XEM_{h,ARS}$, as calculated for $h+1$.
<i>HPF_{h,ARS,g}</i>	Hourly Proportion Factor – shall mean the Hourly Proportion Factor (<i>HPF</i>) per Grid-User <u>Network User</u> per ARS obtained by dividing the sum of the Yearly Standard Energy Offtake per Grid-User <u>Network User</u> per ARS for all Profile End User Types and the sum of the Yearly Standard Energy Offtake for all Grid-User <u>Network Users</u> per ARS and for all Profile End User Types.
<i>IDDEP_{h,z,g}</i>	Distribution Domestic-Exit-Point <u>Domestic Points</u> Imbalance – hourly – quantity per Zone per Grid-User <u>Network User</u> ; expressed in kWh; in accordance with section 6.1.3.3.
<i>IS_{m,z}</i>	Imbalance Smoothing Allocation -- monthly quantity per Zone, expressed in GWh, as referred to in section 6.1.3.3.
<i>ISF_{m,z}</i>	Imbalance Smoothing Allocation– daily quantity expressed in percentage, as referred to in section 6.1.3.3.
<i>Joint Declaration Notice</i>	Document sent by the Passive Grid-User <u>Network User</u> to the Passive TSO, in which it indicates that it authorises a specific Grid-User <u>Network User</u> (Active Grid-User <u>Network User</u>) to send single sided nominations on its behalf to the Active Grid Operator
<i>Long Term Planned Works</i>	shall mean the maintenance, repair and replacement works to be carried out during the next calendar year.
<i>Match</i>	shall mean, in accordance with section 4.3, that there is a match in Nominations in terms of parties and quantities.
<i>MBP_{DDEP,DP,d,z}</i>	Distribution Domestic-Exit-Point <u>Domestic Points</u> Deep Point, value per Day d , per Zone z , expressed in kWh; as referred to in section 6.1.3.3.

Mismatch shall mean, in accordance with section 4.3, that there is a mismatch in Nominations in terms of parties and/or quantities.

MTSR_f, MTSR_b, MTSR_i

As described in Attachment A.

Net Confirmed Title Transfer

shall mean the net quantity of Natural Gas transferred to the ~~Grid User~~Network User Balancing Position via Zeebrugge, ZTP and ZTPL in order to have balanced ZTP Physical or ZTP Notional Trading Services.

OBA or Operational Balancing Agreement

shall mean the agreement between the TSO and an Adjacent TSO for managing the operational differences between the Confirmed Quantities of Natural Gas and the Metered Quantities of Natural Gas.

PAGU

Priority Allocated ~~Grid User~~Network User – ~~Grid User~~Network User who is prioritized in the Allocation at an End User ~~Domestic Exit Point~~Domestic Point with the pooling of Capacity described in the Allocation Agreement.

Pair of ~~Grid User~~Network Users

shall mean the pair of ~~Grid User~~Network Users who exchange gas by means of ZTP Trading Services or the pair of ~~Grid User~~Network Users on either side of an Interconnection Point who transmit Natural Gas via said Interconnection Point.

Passive ~~Grid User~~Network User

shall mean the ~~Grid User~~Network User who authorises the Active ~~Grid User~~Network User to nominate the capacity in the process of single sided Nominations, as provided for in section 3.3.

Passive TSO

shall mean the TSO who receives the initial Nominations and Renominations from the Active TSO in the process of single sided Nominations, as provided for in section 3.3.

Priority Reduction List

shall mean the list with which the ~~Grid User~~Network User can indicate its priorities to the TSO in the event of a constraint (for Wheeling, Zee Platform, OCUC or Direct Line Services). The ~~Grid User~~Network User can send this list to the TSO for each shipper code per Interconnection Point or End User ~~Domestic Exit Point~~Domestic Point via its Nominations.

Profil End User

shall mean all end users on the DSO grid without telemetering of which 4 Profile End User Types are defined.

PEUT Profile End User Types – Consisting of the following Customer Segments SMR3, RMV, EMV, and EAV as described in ACT, Attachment B.

$Q_{h,g,ARS,SLPi}$ Hourly Standard Energy Offtake – hourly value per ~~Grid User~~Network User, per ARS and per SLP Type; expressed in kWh. This is the standard offtake of the SLP End Users, calculated in function of the Yearly Standard Energy Offtake and the SLP Curve (as set out in section ~~6.1.36.1.3~~).

$Q_{y,g,ARS,SLPi}$ Yearly Standard Energy Offtake – yearly value per ~~Grid User~~Network User, per ARS and per SLP Type or Profile End User Type (*PEUT*); expressed in kWh; as received from the DSOs (Distribution System Operators). This is the total yearly offtake of the profiled End Users, in relation to a standard year as determined by the DSOs.

Redelivery shall mean the offtake or sale of Natural Gas by means of ZTP Trading Services.

Reduced Service Days

shall mean the total number of Days in a year during which the MTSRf and/or MTSRb may be interrupted in whole or in part by the TSO for Long Term Planned Works and Short Term Planned Works.

Relevant ~~Grid User~~Network User

The ~~Grid User~~Network User who supplies Natural Gas to the supplier active on the DSO grid, who in turn supplies Natural Gas to the End User on the DSO grid.

Renomination Nomination used either in case of changes to the initial Nomination, or if the initial Nomination was received after 14:00 on d-1.

$RLP0_{h,ARS}$ shall mean the sum of the hourly Profile End User Type offtake of all Relevant ~~Grid User~~Network Users at each ARS [kWh].

SDT ~~Grid User~~Network User's Daily Transmission Notice - sent by the ~~Grid User~~Network User to the TSO in accordance with section 3.2.2.

Short Term Planned Works

shall mean the maintenance, repair or replacement works which are required to be promptly performed in order to maintain the safety and integrity of the Transmission System.

SLP Synthetic Load Profile – consumption profiles used to determine the offtake of SLP End User on the DSO grid without telemetering.

<i>SLP Curve</i>	means a curve or table showing the relative consumption of a particular type of SLP End User for each hour of a full year, taking into account various parameters such as day of the week, holiday period, heating period, hourly temperature and average daily temperature. This curve or table is developed by Synergrid and is published on its website.
<i>SLP End User</i>	gas consumer on the DSO grid without telemetering, whose offtake is estimated using the SLP Curve.
<i>SLP_{h,i}</i>	Synthetic Load Profile <i>SLP</i> – hourly value and per SLP Type; as calculated using the SLP Curve.
<i>SLP_i Type</i>	Type of SLP Curve, namely S ₃₁ (non-domestic consumption < 150,000 kWh/year), S ₃₂ (non-domestic consumption ≥ 150,000 kWh/year) and S ₄₁ (domestic).
<i>Start Time</i>	Start Time - First Gas Hour at which a constraint or an interruption becomes applicable.
<i>TDT</i>	TSO's Daily Confirmation Notice - sent by the TSO to the Grid User/Network User in accordance with section 3.2.3.
<i>Trading Platform</i>	shall mean a platform, provided by a company, for the anonymous trading of Natural Gas and which may be a Counterparty of the Grid User/Network User .
<i>TSO Constraint Notice</i>	Notice sent by the TSO to the Grid User/Network User to inform the Grid User/Network User of a constraint of the Confirmed Quantities in accordance with article 4.2.
<i>TSO Interruption Notice</i>	Notice sent by the TSO to the Grid User/Network User to inform the Grid User/Network User of an interruption of the Subscribed Interruptible Capacity in accordance with article 6.
<i>TSO Physical Transaction</i>	Gas sale or purchase transaction between the TSO and Grid User/Network User in accordance with section 5.
<i>TStEM_h</i>	Provisional Telemetered Station Energy Metering – hourly value <i>h</i> per telemetered Final Consumer on the DSO grid; expressed in kWh; offtake per hour measured by a telemetered installation.
<u><i>TItEM_h</i></u>	<u>Provisional Telemetered Injection Energy Metering – hourly value <i>h</i> per telemetered Producer on the DSO grid; expressed in kWh; injected per hour measured by a telemetered installation.</u>
<i>TXEM_{h,ARS,g}</i>	Provisional Telemetered Exit Energy Metering – hourly value, per ARS and per Grid User/Network User ; expressed in kWh; offtake per hour measured by telemetered installations.

<u>$TEEM_{h,ARS,g}$</u>	<u>Provisional Telemetered Entry Energy Metering – hourly value, per ARS and per Network User; expressed in kWh; injected per hour measured by telemetered installations.</u>
$XEA_{h,g,ARS}$	Provisional Exit Energy Allocation – hourly value per Grid User <u>Network User</u> and per ARS <u>on a Distribution Domestic Point</u> ; expressed in kWh, as referred to in section 6.
$XEA'_{h,g,ARS}$	Final Exit Energy Allocation – hourly value per Grid User <u>Network User</u> and per ARS <u>on a Distribution Domestic Point</u> ; expressed in kWh, as referred to in section 6.
$XEA_{h,IP\ of\ XP,g}$	Exit Energy Allocation – provisional – hourly quantity per Grid User <u>Network User</u> and per Interconnection Point or Domestic Exit Point <u>Domestic PointDomestic Point</u> , as referred to in section 6.1.3.
$XEA'_{h,IP\ of\ XP,g}$	Exit Energy Allocation – final – hourly quantity per Grid User <u>Network User</u> and per Interconnection Point or Domestic Exit Point <u>Domestic PointDomestic Point</u> , expressed in kWh, as referred to in section 6.
$XEAiS_{h,z,g}$	Imbalance Smoothing Allocation for Distribution Domestic Exit – provisional – hourly quantity per Grid User <u>Network User</u> per Zone, expressed in kWh, as referred to in section 6.
$XEAiS'_{h,z,g}$	Imbalance Smoothing Allocation for Distribution Domestic Exit – final – hourly quantity per Grid User <u>Network User</u> per Zone, expressed in kWh, as referred to in section 6.1.3.
$XEM_{h,ARS}$	Provisional Exit Energy Metering – hourly value per Distribution Domestic Exit Point <u>Domestic PointDomestic Point</u> ; expressed in kWh.
$XEM'_{h,ARS}$	Final Exit Energy Metering – hourly value per Distribution Domestic Exit Point <u>Domestic PointDomestic Point</u> ; expressed in kWh.

2. General Provisions

2.1. Time references

Any reference to time shall be construed as whatever time shall be in force in Belgium.

2.2. Transmission protocol

The protocol, to be used by the ~~Grid User~~Network User and TSO for exchanging Edig@s messages containing contractual data and dispatching information, shall be AS2 (Applicability Statement 2) or AS4.

For the avoidance of doubt, the specifications of all Edig@s notices which need to be exchanged between the TSO and [Grid-UserNetwork Users](#) can be retrieved sorted by versions on the Edig@s website (<http://www.edigas.org>), more particularly in the guidelines section.

2.3. Nominations and matching procedures

The procedures described in section 3 are conform the EASEE-gas Common Business Practice 2014-001/01 "Harmonization of the Nomination and Matching Process for Double-Sided and Single-Sided Nomination".

2.4. [Grid-UserNetwork User](#) EDIG@S code

The [Grid-UserNetwork User](#) shall be provided with various [Grid-UserNetwork User](#) EDIG@S codes for nominations, matching and allocation purposes under the Operating Procedures:

- A code for the utilisation of subscribed capacity services for Entry Services and Exit Services.
- A code for the utilisation of subscribed OCUCs, Wheelings, Zee Platform Services and Direct Lines.
- A code for the utilisation of ZTP Trading Services, if the [Grid-UserNetwork User](#) has subscribed to ZTP Trading Services.
- A code for the identification of Deliveries or Redeliveries from a Trading Platform for the ZTP Physical Trading Services, if the [Grid-UserNetwork User](#) has subscribed to ZTP Trading Services and is also active on a Trading Platform.

2.5. Company [Grid-UserNetwork User](#) code

The [Grid-UserNetwork User](#) shall use its Energy Identification Coding Scheme (EIC code) to set up the EDIG@S communication with the TSO.

The [Grid-UserNetwork User](#) shall use its Energy Identification Coding Scheme (EIC code delivered by either ENTSO-E or ENTSO-G) or its Company EDIG@S code (delivered by Fluxys Belgium) in the EDIG@S message.

3. Nominations and renominations

3.1. Introduction

Notwithstanding the provision of section [2.22-2](#), if for whatsoever reason the TSO or the [Grid-UserNetwork User](#) is prevented from exchanging messages via Edig@s, communication by fax or email shall be used as a temporary fall-back solution. The TSO shall make every effort to treat these fax or email messages in the same way as if they were sent by Edig@s.

Nominations and Renominations should only be sent on Interconnection Points, End User ~~Domestic-Exit-Point~~[Domestic Points](#) and for ZTP Trading Services. [Grid-UserNetwork Users](#) should not nominate the Distribution ~~Domestic-Exit-Point~~[Domestic Points](#).

3.2. Process and messages

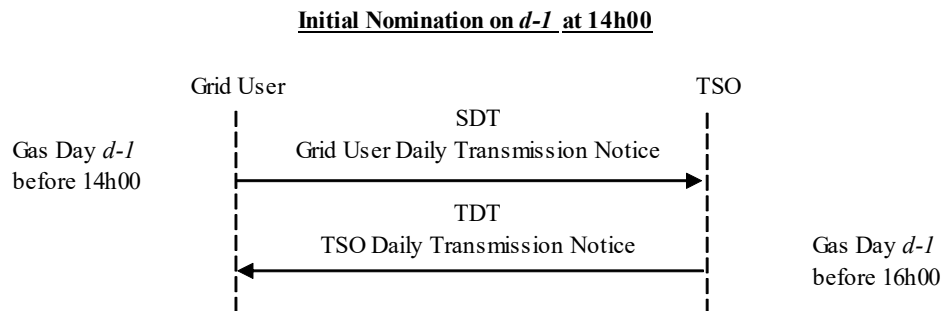
3.2.1. Daily nomination procedures

In order to notify the TSO of the quantities of Natural Gas to be transmitted under the Standard Transmission Agreement, the ~~Grid User~~Network User shall notify the TSO by sending Nominations and, if applicable, Renominations to the TSO, according to the following procedure.

The general Nomination or Renomination procedure consists of four steps:

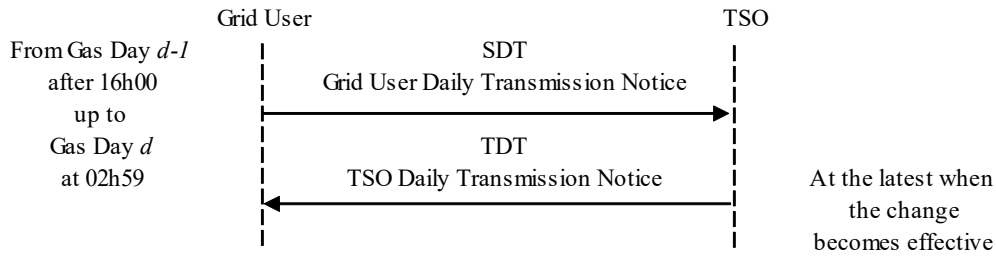
- The ~~Grid User~~Network User sends an SDT to the TSO with the Nomination for an ~~Inter~~Connection Point, ~~an End User Domestic Exit Point~~ or a ZTP Trading Service in accordance with section 3.2.2.
- The TSO checks the validity of the message format.
- The TSO computes the ~~Grid User~~Network User's hourly Confirmed Quantities of Natural Gas scheduled to be delivered or redelivered by the ~~Grid User~~Network User at an ~~Inter~~Connection Point, ~~at an End User Domestic Exit Point~~ or via a ZTP Trading Service in accordance with section 4.
- The TSO sends a TDT to the ~~Grid User~~Network User in accordance with section 3.2.3

The ~~Grid User~~Network User shall communicate to the TSO the initial Nominations for each ~~Inter~~Connection Point, ~~End User Domestic Exit Point~~ or ZTP Trading Service. This initial Nomination shall be the last notice received by the TSO before 14:00 on Gas Day d-1 and accepted by the TSO. The TSO shall confirm this initial Nomination by 16:00. This initial Nomination cycle is illustrated below.



The ~~Grid User~~Network User may submit a Nomination after 14:00 (this shall be considered a Renomination). Said Renomination may either be the first Nomination for the ~~Inter~~connection ~~Connection~~ Point, ~~End User Domestic Exit Point~~ or ZTP Trading Service in question or a revision of a previously submitted Nomination. The applicable Renomination shall be the last Renomination accepted by the TSO. If the TSO does not receive a valid Renomination, the last Nomination shall be deemed equal to the accepted quantity of the (initial) Nomination. The Renomination cycle is illustrated below.

Re-nomination cycle



The first Renomination cycle starts at 16:00. All Nominations received between 14:00 and 16:00 will be kept by the TSO until 16:00 but the Renomination used by the TSO is the last Nomination received by the TSO before 16:00 on Gas Day $d-1$ and accepted by the TSO.

In accordance with 3.2.4, ~~Grid User~~Network Users may renominate

- until 02:59 at ~~Inter~~Connection Points, ~~Domestic Exit Points~~ and for ZTP Physical Trading Services, and
- until 04:29 for ZTP Notional Trading Services.

3.2.2. ~~Grid User~~Network User's Daily Transmission Notice (SDT)¹

The ~~Grid User~~Network User shall send this notice to the TSO to inform it about the quantities, expressed in kWh/h, to be delivered or redelivered at an ~~Interconnection Connection Point~~, ~~an End User Domestic Exit Point~~ or via a ZTP Trading Service for each hour of the Gas Day. At the same time, for Matching and Allocation purposes, the ~~Grid User~~Network User shall indicate which (coded) upstream or downstream ~~Grid User~~Network User(s) of Counterparty/Counterparties will make available or offtake Natural Gas at the ~~Interconnection Connection Point~~, ~~the End User Domestic Exit Point~~ or via a ZTP Trading Service.

At each ~~Inter~~Connection Point ~~and End User Domestic Exit Point~~, a positive direction is conventionally defined as follows:

- the positive direction (positive quantity) is the entry direction;
- the negative direction (negative quantity) is the exit direction.

The convention for each ZTP Trading Service is that:

- a positive direction (positive quantity) is a Delivery;
- a negative direction (negative quantity) is a Redelivery.

A Renomination shall at the earliest and within technical and operational limits become effective after the ~~Grid User~~Network User has sent the revised SDT and after

¹ The Edig@s notice type of the SDT will be "NOMINT".

the Applicable Renomination Lead-Time. An SDT received after the Applicable Renomination Lead-Time change takes effect shall be considered as valid by the TSO. However, the TSO shall not take into account hourly quantities of the SDT that fall within the Applicable Renomination Lead-Time.

When the TSO informs the Network User through a publication on its Electronic Data Platform that on a Connection Point overnomination has been activated, Network User should send a Nomination or Renomination when Network User wants the TSO to allocate implicitly Interruptible Transmission Services to such Network User on the concerned Connection Point. In case Network User doesn't resend its Nomination or doesn't send a Renomination, TSO will not allocate implicitly Interruptible Transmission Services to such Network User on the concerned Connection Point and will cap the Network User's hourly Confirmed Quantities in order not to exceed the capacity rights to which the Network User is entitled through the confirmation process in accordance with section 4.

In the event that the ~~Grid-User~~Network User does not issue a valid SDT by Edig@s or by fax or email, the Confirmed Quantities for the ~~Interconnection-Connection Point or End-User Domestic Exit Point~~ concerned shall be zero (0) kWh/h.

3.2.3. TSO's Daily Confirmation Notice (TDT²)

This notice shall be used by the TSO to notify the ~~Grid-User~~Network User for each hour of the relevant Gas Day of:

- The hourly Confirmed Quantities of Natural Gas scheduled to be delivered or redelivered by the ~~Grid-User~~Network User at an ~~Interconnection-Connection Point, an End-User Domestic Exit Point~~ or via a ZTP Trading Service, computed in accordance with section 4; and
- For the Interconnection Points, the Processed Quantities which the adjacent TSO is able to receive or deliver, based on the Nomination of the upstream or downstream ~~Grid-User~~Network User of the Pair of ~~Grid-User~~Network Users, and taking into account any constraints
- For the ZTP Trading Services, the following additional information
 - the quantities which the Counterparty is able to receive or deliver, based on the Counterparty's Nomination;
 - the quantities traded on the Trading Platform;
 - the Net Confirmed Title Transfer, i.e. on ZTP Physical Trading Services, ZTP Notional Trading Services (ZTP and ZTPL) the quantity of Natural Gas transferred to the ~~Grid-User~~Network User Balancing

² The Edig@s notice type of the TDT will be "NOMRES".

Position.

For the initial Nomination (received via an SDT before 14:00), the deadline for the TSO to send the TDT to the ~~Grid-User~~Network User shall be 16:00 CET on the Gas Day before the Gas Day on which the delivery or redelivery is to take place.

In the event that the ~~Grid-User~~Network User sends a Renomination, the TSO shall issue a revised TDT before the change becomes effective (in accordance with 3.2.43.2.4).

3.2.4. *Applicable Renomination Lead-Time*

The standard Applicable Renomination Lead-Time shall be the next full hour +2, except for Notional Trading Services where the standard Applicable Renomination Lead-Time shall be at least 30 minutes before the hour in question.

The TSO may reduce this lead time for a specific ~~Interconnection-Connection~~ Point, ~~an End-User Domestic Exit Point~~ or ZTP Trading Service after notifying the ~~Grid-User~~Network Users thereof by fax or email. This notification shall specify the ~~Interconnection-Connection~~ Point, ~~End-User Domestic Exit Point~~ or ZTP Trading Service, as well as the new Applicable Renomination Lead-Time and the time from which it applies. As from the specified time and until further notice, this new Applicable Renomination Lead-Time shall apply to the specified ~~Interconnection-Connection~~ Point, ~~End-User Domestic Exit Point~~ or ZTP Trading Service.

3.2.5. *Applicable Interruption/Constraint Lead-Time*

The Applicable Interruption/Constraint Lead-Time is the minimum lead-time the TSO shall apply to inform ~~Grid-User~~Network Users/End Users of any interruption or constraint, at an ~~Interconnection-Connection~~ Point ~~or End-User Domestic Exit Point~~, or of a change to the effective values of the Market Threshold(s).

The standard Applicable Interruption/Constraint Lead-Time for a given Gas Hour shall be 45 minutes after the last possible Renomination for said Gas Hour³.

Nevertheless, in case of a change to the effective values of the Market Threshold(s), the TSO shall make every effort to inform the ~~Grid-User~~Network User about the new effective values of the Market Threshold(s) in a timely fashion - at least before the Applicable Interruption/Constraint Lead-Time. The effective values of the Market Threshold(s) shall be communicated through the ~~Grid-User~~Network User's Balancing Position form as described in section 6.2.2.3.

³ For example: for a Nomination or a Renomination for a delivery or a redelivery of Natural Gas from 12:00 to 12:59, the last Renomination is at 10:00, as illustrated in section 3.23.2. In accordance with the standard Interruption/Constraint Lead-Time (45 minutes before the last Renomination), the TSO must inform the ~~Grid-User~~Network User of any interruption/constraint by no later than 10:45.

3.3. Single sided nomination and double sided nomination at Interconnection Points

Double sided nomination refers to the process whereby ~~Grid-User~~Network Users holding current contracts with the TSO and the Adjacent TSO on both sides of an Interconnection Point submit Nominations to each of those TSOs, in accordance with the processes described in this section. The Nominations on both sides of the Interconnection Point shall be matched according to the procedure described in section 4.3.1.

Single sided nomination refers to the process whereby only one of the ~~Grid-User~~Network Users (referred to as the Active ~~Grid-User~~Network User) submits a Nomination to only one of the respective TSOs (referred to as the Active TSO). Single sided nomination is an option offered by the TSO stemming from Article 19(7) of EU Regulation 984/2013, whereby TSOs shall establish a joint nomination procedure for bundled capacity, providing ~~Grid-User~~Network Users with the means to nominate the gas flows of their bundled capacity via a single Nomination.

Single sided nomination requires the roles of the respective ~~Grid-User~~Network Users and TSOs to be defined, as described in sections 3.3.1.1 and 3.3.1.2. The TSO shall publish on its website (www.fluxys.com/belgium)⁴ a list of Interconnection Points with an indication of the role of the TSO at that Interconnection Point (Active TSO or Passive TSO). The ~~Grid-User~~Network User having the contractual relationship with the Active TSO shall be the Active ~~Grid-User~~Network User and vice versa.

For double sided Nominations, both ~~Grid-User~~Network Users shall apply the procedure as described in section 3.2.

3.3.1.1. Active ~~Grid-User~~Network User in single sided Nominations

The Active ~~Grid-User~~Network User has the task of communicating with the Active TSO for the daily nomination procedures (the Active ~~Grid-User~~Network User nominates on behalf of himself and on behalf of the Passive ~~Grid-User~~Network User).

3.3.1.2. Passive ~~Grid-User~~Network User in single sided Nominations

The Passive ~~Grid-User~~Network User shall declare to the Passive TSO, via a *Joint Declaration Notice*, which Active ~~Grid-User~~Network User can nominate on the bundled capacities.

3.4. Single sided nominations on a Trading Platform for ZTP Trading Services

The ~~Grid-User~~Network User's net position on a Trading Platform for ZTP Trading Services shall be nominated by the Trading Platform Operator or its clearing service

⁴ Single sided Nominations will be made available to ~~Grid-User~~Network Users as from 1 November 2015, provided that the necessary Edig@s messages have been published by EASEE-gas, taking into account the necessary implementation time and provided that the Adjacent TSO has developed the resources needed to support single sided Nominations, that both TSOs have agreed upon their respective roles and that the ~~Grid-User~~Network Users concerned have indicated their respective roles.

provider. For Delivery or Redelivery on a Trading Platform for ZTP Trading Services, no nomination is therefore required by the ~~Grid User~~Network User.

4. Confirmations

The TSO shall maximise the total hourly Confirmed Quantities of all ~~Grid User~~Network Users in the TDT.

For ~~Interconnection~~Connection Points and ~~Domestic Exit Points~~, the ~~Grid User~~Network Users' Nominated Quantities and the following rules shall be taken into account:

- Capacity rules in accordance with section ~~4.14.1~~
- Constraint management rules in accordance with section 4.24.2
- Matching rules in accordance with sections ~~4.3.14.3.1~~ and ~~4.3.24.3.2~~
- Balancing rules in accordance with section ~~4.44.4~~ and
- Reduction rules in accordance with section 4.5.

For ZTP Trading Services, the ~~Grid User~~Network Users' Nominated Quantities and the following rules shall be taken into account:

- Matching rules in accordance with section ~~4.3.34.3.3~~
- Imbalance Transfer Service provisions for the ZTP Physical Trading Service in accordance with section 3.8 of ACT – Attachment A.

4.1. Capacity rules

4.1.1. Capacity check

The TSO shall perform, for each ~~Grid User~~Network User, without prejudice to Attachment A, for operational purposes, a first hourly capacity check, to ensure that the hourly Confirmed Quantities of the ~~Grid User~~Network User in the TDT do not exceed the total $MTSR_{h,IP,g}$ or the total $MTSR_{h,XP,g}$ ⁵ (minus the respective $IMTSR_{h,IP,g}$ or $IMTSR_{h,XP,g}$) to which the ~~Grid User~~Network User is entitled.

Without prejudice to Attachment A, in the event that the ~~Grid User~~Network User reaches the limit of its capacity rights at an ~~Interconnection~~Connection Point without prejudice to Zeebrugge or ~~End User Domestic Exit Point~~, the TSO shall:

- make every effort to give timely notice to the ~~Grid User~~Network User, by sending a notification by fax or email stating the ~~Interconnection~~Connection Point ~~or the End User Domestic Exit Point~~ at which the ~~Grid User~~Network

⁵ Taking into account any MTSR which is implicitly allocated to such Network User

User has reached the limit of its capacity rights, the Nominated Quantity and the capacity rights the Grid-UserNetwork User is entitled to;

- cap the Grid-UserNetwork User's hourly Confirmed Quantities in order not to exceed the capacity rights to which the Grid-UserNetwork User is entitled through the confirmation process; and
- if necessary, send a new TDT to notify the Grid-UserNetwork Users of the revised hourly Confirmed Quantities at the Interconnection Point(s) in accordance with the confirmation process as described in this section 3.2.3.

Without prejudice to Attachment A, in the event that the Grid-UserNetwork User reaches for Zeebrugge its capacity rights at the Interconnection Point, capacity rights at Zeebrugge can be implicitly allocated to such Grid-UserNetwork User till the end of the same Gas Day under the Imbalance Transfer Service as long as Firm Transmission Services are available at Zeebrugge, IZT, Zeebrugge LNG Terminal and ZPT in the same direction in accordance with section 3.8.1 - Attachment A. In case there are insufficient Firm Transmission Services available at Zeebrugge, IZT, Zeebrugge LNG Terminal and ZPT in order to cover the requested Net Confirmed Title Transfers for ZTP Physical Trading Services, the TSO shall:

- cap the Grid-UserNetwork User's hourly Net Confirmed Title Transfer Quantities for ZTP Physical Trading Services in order not to exceed the capacity rights to which the Grid-UserNetwork User is entitled through the confirmation process, and
- if necessary, send a new TDT to notify the Grid-UserNetwork Users of the revised hourly Confirmed Quantities at Zeebrugge in accordance with the confirmation process as described in this section 3.2.3.

4.1.2. Interconnection Point or Installation Point interruption

The sequence of interruption of the Interruptible or Backhaul capacity shall be determined firstly by the contractual timestamp (the time of subscription) of the respective Interruptible or Backhaul Transmission Service. Interruptible or Backhaul Transmission Services which were contracted earlier shall be interrupted later. Interruptible or Backhaul capacity with the same contractual timestamp shall be interrupted pro rata.

In case of partial or total interruption of the Interruptible or Backhaul capacity, the TSO shall:

- make every effort to give timely notice – at least before the Applicable Interruption/Constraint Lead-Time – for each hour of the relevant Gas Day about the reduced availability of the interruptible or backhaul capacity rights at the Interconnection Point or Installation Point by sending a TSO Interruption Notice by fax and Edig@s to the Grid-UserNetwork Users specifying the interruption Start Time, the interruption End Time, the Interconnection Point or Installation Point concerned, the cause(s) of the interruption, the direction and the remaining interruptible or backhaul capacity;
- apply an Interconnection Point or Installation Point interruption by reducing

accordingly the ~~Grid User~~Network Users' interruptible or backhaul capacity at the Interconnection Point or Installation Point concerned;

- if necessary, send a new TDT to notify the ~~Grid User~~Network Users of the revised hourly Confirmed Quantities at the Interconnection Point(s) or Installation Point(s) in accordance with the confirmation process as described in this section 3.2.3.

Before the interruption End Time, the TSO shall make every effort to issue a revised TSO Interruption Notice in order to amend the interruption End Time and/or the interrupted capacity.

Reasons for interruption may be, but are not limited to: issues related to gas quality, pressure, temperature, flow patterns, use of Firm Transmission Services, maintenance, upstream or downstream reductions, public service obligations and capacity management in connection with congestion management procedures (see Attachment E).

4.1.3. End User ~~Domestic Exit Point-Domestic Point~~ interruption

If the TSO expects that the availability of the interruptible capacity at an End User ~~Domestic Exit Point-Domestic Point~~ will be reduced, the End User ~~Domestic Exit Point-Domestic Point~~ interruption and constraint procedure in accordance with Attachment C.2 shall apply. This End User ~~Domestic Exit Point-Domestic Point~~ interruption and constraint procedure shall be provided to the ~~Grid User~~Network User and End User for each relevant End User ~~Domestic Exit Point-Domestic Point~~ at which the ~~Grid User~~Network User has subscribed capacity services to which this End User ~~Domestic Exit Point-Domestic Point~~ interruption and constraint procedure is applicable.

4.2. Constraint Management Rules

Five different types of constraints can be defined:

- Interconnection Point or Installation Point constraint
- Cross Border Delivery Service constraint
- End User ~~Domestic Exit Point-Domestic Point~~ constraint
- UK gas quality constraint, and
- Imbalance constraint on the market balancing position.

4.2.1. Interconnection Point or Installation Point constraint

An Interconnection Point or Installation Point constraint is a planned or unplanned event for a limited period during which some contractual obligations cannot be met, causing the available hourly capacity to be less than the sum of the ~~Grid User~~Network Users' hourly Confirmed Quantities. This situation shall result in a revision of the hourly Confirmed Quantities at the Interconnection Point or Installation Point to which the constraint applies.

4.2.2. **Cross Border Delivery Service constraint**

A Cross Border Delivery Service constraint is a planned or unplanned event occurring on the transmission system where the Cross Border Capacity is located and during which some contractual obligations cannot be met for a given limited period, causing the available hourly Cross Border Delivery Service and its associated Entry, Exit and/or OCUC Services to be less than the sum of the [Grid-User/Network Users](#)' hourly Confirmed Quantities. This situation shall result in a revision of the hourly Confirmed Quantities at the Interconnection Point to which the Cross Border Delivery Service constraint applies.

4.2.3. **End User ~~Domestic-Exit Point-Domestic Point~~ constraint**

An End User ~~Domestic-Exit Point-Domestic Point~~ constraint is a planned or unplanned event for a limited period during which the TSO reduces the [Grid-User/Network User](#)'s available hourly capacity to below the [Grid-User/Network User](#)'s hourly Confirmed Quantities at the End User ~~Domestic-Exit Point-Domestic Point~~ (in which case the TSO shall also ask the End User concerned to reduce its offtake). This situation shall result in a revision of the hourly Confirmed Quantities at the End User ~~Domestic-Exit Point-Domestic Point~~ to which the constraint is applied in accordance with Attachment C.2.

4.2.4. **UK gas quality constraint**

Exits towards IZT and Zeebrugge are subject to compliance with UK gas quality requirements, in particular the Wobbe-index. Fluxys Belgium will use its reasonable endeavours to bring gas exiting IZT and/or Zeebrugge within UK Wobbe specifications, including the possibility to blend nitrogen with the Natural Gas.

In case of Fluxys Belgium is not able to bring gas exiting IZT and/or Zeebrugge within UK Wobbe specifications, a UK gas quality constraint will be applied. In such case Fluxys Belgium constrains the Exit gas towards IZT and/or Zeebrugge of [Grid-User/Network Users](#). This constraint will be proportional to the Natural Gas they injected within the Transmission Grid which was off-specification, with regards to UK Wobbe specifications. As a result the [Grid-User/Network User](#)'s hourly Confirmed Quantities will be lower than than the [Grid-User/Network User](#)'s nominated quantity.

4.2.5. **Imbalance constraint on the market balancing position**

An imbalance constraint on the market balancing position is a planned or unplanned event for a given limited period during which the Market Balancing Position forecast is reduced to a specific level in order to safeguard the Integrity of the System in the event of a Natural Gas shortage (see Attachment F).

This imbalance constraint on the market balancing position for a given hour shall:

- be divided between the [Grid-User/Network Users](#) with a negative Forecasted [Grid-User/Network User](#) Balancing Position at the same hour in proportion to the hourly Confirmed Quantities at the Interconnection Points [and Installation Points](#) in the exit direction (negative Nominations), excluding the Quality Conversion Installation Point, and

- result in a revision of the hourly Confirmed Quantities at different Interconnection Points [or Installation Points](#).

If these quantities do not cover the quantity to be reduced, the remaining part shall be distributed in proportion to the hourly Confirmed Quantities at the Interconnection Points [or Installation Points](#) in the outgoing direction of the ~~Grid-User~~[Network Users](#) with a positive (or neutral - equal to zero) Forecasted ~~Grid-User~~[Network User](#) Balancing Position for this hour.

4.2.6. **Constraint management**

In the event of an Interconnection Point [or Installation Point](#) constraint, a Cross Border Delivery Service constraint, a UK gas quality constraint or an Imbalance constraint on the Market Balancing Position, the TSO shall:

- make every effort to give timely notice – at least before the Applicable Interruption/Constraint Lead-Time – to the ~~Grid-User~~[Network Users](#), of the particular constraint by sending a TSO Constraint Notice in accordance with this section 4 by fax or email to the ~~Grid-User~~[Network Users](#) specifying the constraint Start Time, the constraint End Time, the Interconnection Point [or Installation Point](#) concerned, the direction and the remaining capacity;
- apply a constraint to the Interconnection Point [or Installation Point](#) concerned or the Market Balancing Position which limits the total hourly Confirmed Quantities of the affected ~~Grid-User~~[Network Users](#);
- if necessary, send a new TDT to notify the ~~Grid-User~~[Network Users](#) of the revised hourly Confirmed Quantities at the Interconnection Point(s) [or Installation Point\(s\)](#) in accordance with the confirmation process as described in this section 4. Before the constraint End Time, the TSO may issue a revised TSO Constraint Notice in order to amend the constraint End Time and/or the remaining capacity.

4.2.7. **Allocation principle in case of a constraint**

In the event of an Interconnection Point [or Installation Point](#) constraint, a Cross Border Delivery Service constraint, a UK gas quality constraint or an Imbalance constraint on the Market Balancing Position, the confirmation process described in this section shall maximise the total hourly Confirmed Quantities of all ~~Grid-User~~[Network Users](#) taking into account the applicable constraint(s) and shall distribute the available capacity between the ~~Grid-User~~[Network Users](#) in equivalent situation pro-rata to their respective subscribed Transmission Services of the point concerned and being in equivalent situation pro-rata their Balancing Position.

4.3. **Matching rules**

4.3.1. **Matching at an Interconnection Point [or Installation Point](#)**

4.3.1.1. *Matching at an Interconnection Point or Installation Point which is not a Quality Conversion Installation Point*

Nominations at an Interconnection Point or Installation Point which is not a Quality Conversion Installation Point shall be subject to a verification procedure. This verification procedure is performed to check whether:

- the internal and external EDIG@S coded Grid-UserNetwork Users contained in the notice emanating from the Adjacent TSO at the Interconnection Point or Installation Point and the internal and external EDIG@S coded Grid-UserNetwork Users resulting from the Grid-UserNetwork User's Nomination at the Interconnection Point or Installation Point are the same, and
- for each Pair of Grid-UserNetwork Users the hourly quantities contained in the notice emanating from the Adjacent TSO and the quantities nominated by the Grid-UserNetwork User in the Transmission Grid for delivery to and/or for offtake from the Grid-UserNetwork User in the Transmission Grid of the Adjacent TSO at the Interconnection Point or Installation Point are equal.

If the same Pair of Grid-UserNetwork Users is notified and the quantities are equal, then there is a Match and the Confirmed Quantities shall be the nominated quantities.

If the Pair of Grid-UserNetwork Users is the same, but not the quantities, then there is a Mismatch and the Confirmed Quantities shall be the lesser of both nominated quantities.

If the Pair of Grid-UserNetwork Users is not the same, then there is a Mismatch. In this case, the Confirmed Quantities shall be zero.

4.3.1.2. *Matching at a Quality Conversion Installation Point*

The matching procedure in accordance with Attachment C.3 shall apply for Nominations at the Quality Conversion Intallation Point.

4.3.2. *Matching at an End User ~~Domestic-Exit-Point~~Domestic Point*

The Confirmed Quantity shall be equal to the nominated quantity at the End User ~~Domestic-Exit-point~~Domestic Point.

4.3.3. *Matching for ZTP Trading Services*

Nominations for ZTP Trading Services shall be subject to a verification procedure. This verification procedure is performed to check whether:

- the Counterparties identified in the Grid-UserNetwork User's SDT, to which the Grid-UserNetwork User delivers quantities of Natural Gas or from which the Grid-UserNetwork User receives Natural Gas, are the same as the Counterparties nominating said quantities of Natural Gas for receipt from or delivery to the Grid-UserNetwork User;
- the nominated hourly quantities of Natural Gas which the Grid-UserNetwork User is to receive or deliver are identical to the nominated hourly quantities of Natural Gas which the relevant Counterparty is to deliver or receive.

There is a Match if the above two conditions are fulfilled. In the event of a Match, the Confirmed Quantities shall be equal to the nominated quantities.

If there is a Mismatch based on the first condition above (i.e. the Pair of ~~Grid User~~Network Users is not the same), then the Confirmed Quantities shall be zero.

If there is a Mismatch based on the second condition above (i.e. the Pair of ~~Grid User~~Network Users is the same but the quantities are not), then the Confirmed Quantities shall be the lesser of both nominated quantities.

4.4. Balancing rule on specific services

In case of Nominations on services of the type Wheeling, Zee Platform, OCUC or Direct Line Services, the confirmation process described in section 4 shall respect the balancing rule of combined use for each hour of a specific Entry Service on an Interconnection Point with a specific Exit Service on an Interconnection Point. In case there is no combined use of such specific services a reduction shall take place in accordance with section 4.5.

4.5. Reduction rules at ~~Interconnection~~Connection Points ~~or End User Domestic Exit Points~~

The TSO shall apply the "lesser of" rule, which means that if the nominated quantity at an ~~Interconnection~~Connection Point ~~or an End User Domestic Exit Point~~ is higher than the available capacity restricted by any capacity rule, constraint management rule or matching rule, the Confirmed Quantity shall be the lesser of all quantities except for Zeebrugge for which due to the Imbalance Transfer Service in accordance with section 3.8.2 – Attachment A the Confirmed Quantity can be higher than the nominated quantity.

In order to respect the balancing principle applicable to Wheeling, Zee Platform, OCUC and Direct Line Services as described in section ~~4.4.4~~, and without prejudice to the capacity rule, constraint management rule or matching rule, the TSO shall apply the "lesser of" rule, which means that if the nominated quantity at an ~~Interconnection~~Connection Point ~~or an End User Domestic Exit Point~~ is higher than the available capacity restricted by any capacity rule, constraint management rule, matching rule or balancing rule, the Confirmed Quantity shall be the lesser of all quantities.

For Wheeling, Zee Platform, OCUC or Direct Line Services, each ~~Grid User~~Network User can send the TSO its Priority Reduction List for each shipper code per ~~Interconnection~~Connection Point ~~or End User Domestic Exit Point~~ through its Nominations using Edig@s version 4 or higher.

For a ~~Grid User~~Network User, insofar as there are several equivalent possible solutions complying with the capacity, constraint management and matching rules as described in this section 4 and which also respect the Balancing Rules, the TSO shall take the Priority Reduction List into account in order to determine which shipper code(s) or which ~~Connection~~Interconnection Point(s) ~~or End User Domestic Exit Point(s)~~ must be reduced first.

There are 20 priority levels available (from 1 to 20). The shipper code(s) with a lower priority level shall be reduced before the shipper codes(s) with a higher priority level

in order to achieve a balanced position. If several shipper codes have the same priority level, even at different ~~Connection Interconnection~~ Points ~~or End User Domestic Exit Points~~, this shall result in a proportional reduction of these shipper codes at said ~~Connection Interconnection~~ Point(s) ~~or End User Domestic Exit Point(s)~~. Zeebrugge shall always be the last Interconnection Point to be reduced. If no priority order is communicated on the last Nomination, the Nomination shall be treated by default as a Nomination with a priority level of ten (10).

It is not possible to communicate a priority reduction list by fax or email or through Nominations sent with Edig@s version 1, 2 or 3. The shipper codes on these Nominations shall be treated by default as a Nomination with a priority level of ten (10).

5. Physical delivery/redelivery obligation relating to a physical transaction

When entering into a TSO Physical Transaction, the ~~Grid User~~Network User shall make physical deliveries/redeliveries that are in compliance with the requirements hereunder.

For a sale of ~~Grid User~~Network User to TSO, the ~~Grid User~~Network User shall:

- simultaneously deliver the quantities of gas relating to said transaction at any ~~Inter~~Connection Point in the specific Zone by increasing accordingly its confirmed quantities for delivery in accordance with section 4 at said ~~Interconnection~~Connection Point, or
- simultaneously and for the quantities of gas relating to said transaction, decrease its confirmed quantities for offtake at any ~~Interconnection~~Connection Point ~~or End User Domestic Exit Point~~ in the specific Zone in accordance with section 4.

For a purchase of ~~Grid User~~Network User to TSO, the ~~Grid User~~Network User shall:

- simultaneously reduce the quantities of gas relating to said transaction at any ~~Inter~~Connection Point in the specific Zone by reducing accordingly its confirmed quantities for delivery in accordance with section 4 at said ~~Interconnection~~Connection Point, or
- simultaneously and for the quantities of gas relating to said transaction, increase its confirmed quantities for offtake at any ~~Inter~~Connection Point ~~or End User Domestic Exit Point~~ in the specific Zone in accordance with section 4.

If the ~~Grid User~~Network User is expected to increase or decrease, as the case may be, its entry or exit Nominations, it shall cause its counterparty in the adjacent grid to do so as well in order to achieve the desired increase or decrease of the confirmed entry or exit Nominations.

Upon request by the TSO, the ~~Grid User~~Network User shall communicate to the TSO, per transaction, the proof of its compliance with the above-mentioned physical delivery/redelivery obligation. The TSO shall have the right to verify whether the ~~Grid User~~Network User actually meets its physical delivery/redelivery obligation. It is understood that the ~~Grid User~~Network User does not meet its physical delivery/redelivery obligation if it delivers/redelivers at an ~~Interconnection Connection Point or End User Domestic Exit Point~~ but deliberately offsets (totally or partially) said delivery/redelivery by modifying its delivery/redelivery at (an) other ~~Interconnection Connection Point(s) or End User Domestic Exit Point(s)~~.

Should the ~~Grid User~~Network User fail to meet its obligation, the TSO shall have the right to:

- charge the ~~Grid User~~Network User, and the ~~Grid User~~Network User shall have to pay, any balancing costs incurred by the TSO relating to the specific behaviour of this ~~Grid User~~Network User,
- suspend the ~~Grid User~~Network User's right to enter into a TSO Physical Transaction with immediate effect and until further notice.

6. Allocation Procedure

6.1. Gas allocation rules

6.1.1. *Allocation at Interconnection Points and Installation Points*

The determination of the provisional quantities of Natural Gas delivered redelivered at the Interconnection Points and Installation Points shall be performed on an hourly basis using telemetered quantities.

The determination of the final quantities of Natural Gas delivered or redelivered at the Interconnection Points and Installation Points shall be performed on an hourly basis after the Month using Checked Metered Quantities.

The Checked Metered Quantities shall be determined according to the respective Interconnection Agreement or according to the Metering Procedures as described in Attachment D and applicable between the TSO and the respective Adjacent TSO.

Two different allocation regimes may apply: OBA and proportional.

6.1.1.1. *OBA or Operational Balancing Agreement allocation regime*

This allocation regime shall be preferred at all Interconnection Points and Installation Points.

The allocation of the hourly quantities of natural gas delivered or redelivered at the Interconnection Points and Installation Points shall be equal to the hourly Confirmed Quantities. The difference between the sum of the hourly Allocated Quantities and the Metered Quantities shall be allocated to a balancing account held between the TSO and its Adjacent TSO or any other party.

The TSO and the Adjacent TSO shall be responsible for the balancing of this account.

6.1.1.2. *Proportional allocation regime*

If at a given Interconnection Point or Installation Point the OBA limit agreed between the TSO and the respective Adjacent TSO is exceeded, the TSO may apply the proportional regime in accordance with Article 9(3) of European Commission Regulation (EU) 2015/703 of 30 April 2015 (establishing a network code on interoperability and data exchange rules).

Allocation of the hourly quantities of Natural Gas delivered or redelivered or deemed to be delivered or redelivered at the Interconnection Points or Installation Points shall be performed by the TSO, according to the following rules:

- For those hours so notified and for those quantities delivered or redelivered in the opposite direction to the intended physical flow, the allocation of the hourly quantities for the Grid-User/Network User shall be (deemed) equal to the hourly Confirmed Quantities.
- For those hours so notified and for those quantities delivered or redelivered in the same direction as the intended physical flow, the allocation of the hourly quantities for the Grid-User/Network User shall be equal to the hourly Metered Quantities plus the quantities delivered or offtaken in the opposite direction to the intended physical flow, multiplied by the ratio of the Grid-User/Network User's hourly Confirmed Quantities to the sum of the hourly Confirmed Quantity, for all Grid-User/Network Users, of gas flowing in the same direction as the intended physical flow.

6.1.2. *Allocation at the End User ~~Domestic-Exit-Point~~Domestic Point*

The determination of the provisional quantities of Natural Gas offtaken or injected by the End User at the End User ~~Domestic-Exit-Point~~Domestic Point shall be performed by the TSO on an hourly basis using telemetered quantities.

The determination of the final quantities of Natural Gas offtaken or injected by the End User at the End User ~~Domestic-Exit-Point~~Domestic Point shall be performed by the TSO on an hourly basis after the Month using Checked Metered Quantities determined according to the Connection Agreement or according to the Metering Procedures as described in Attachment D, as the case may be.

The Domestic Energy Allocation (i) XEA_h and XEA'_h ; for Exit Services and (ii) EEA_h and EEA'_h for Entry Services, allocated to the Grid-User/Network User(s) at the End User ~~Domestic-Exit-Point~~Domestic Point, shall be determined according to the Allocation Agreement of that End User ~~Domestic-Exit-Point~~Domestic Point. The End User responsible for the concerned End User ~~Domestic-Exit-Point~~Domestic Point shall inform the TSO of any modification of the existing Allocation Agreement for such End User ~~Domestic-Exit-Point~~Domestic Point for the concerned Grid-User/Network User(s) as described in the Connection Agreement Article 3.2.3.

If no Allocation Agreement exists for the concerned End User ~~Domestic-Exit-Point~~Domestic Point for the concerned Grid-User/Network User(s), the End User shall inform the TSO of the applicable allocation rule. In case the End User didn't inform the TSO of the applicable allocation rule, TSO shall apply a proportional allocation

rule based on the subscribed capacity of the concerned ~~Grid-User~~Network User(s) for the concerned End User ~~Domestic-Exit-Point~~Domestic Point.

In case a pooling of capacity is authorized by the Allocation Agreement, two roles can be identified: the Capacity Responsible ~~Grid-User~~Network User (CRGU) and the Priority Allocated ~~Grid-User~~Network User (PAGU), where the last role can have different ~~Grid-User~~Network Users with different ranking. Both CRGU and the PAGU(s) authorize each other to use all the Capacity subscribed on the relevant End User ~~Domestic-Exit-Point~~Domestic Point(s). First the aggregated hourly offtakes at the End User ~~Domestic-Exit-Point~~Domestic Point are allocated to the PAGU rank 1 with his Confirmed Nominated quantity⁶ as a maximum. When the aggregated hourly offtakes at the End User ~~Domestic-Exit-Point~~Domestic Point are higher than the sum of the confirmed nominated quantities of PAGU with rank 1...n-1 for the relevant hour, the remaining aggregated hourly offtakes are allocated to the PAGU with rank n, with again his Confirmed Nominated quantity as a maximum. Finally the aggregated hourly offtakes higher than the sum of the Confirmed Nominated quantity of the PAGU's (rank 1 ... n) for the relevant hour will be allocated to the CRGU. The minimum Allocation for both the CRGU as the PAGU(s) will be 0.

6.1.3. Allocation at the Distribution ~~Domestic-Exit-Point~~Domestic Point

6.1.3.1. Calculation of the (provisional) ~~Exit~~-Energy Allocation XEA_h and EEA_h

The creation of a federal clearing House, "Atrias", and the introduction of a new market communication standard (MIG6.0) require changes in the commodity Allocation process done by the DSO. This change also implies a change in the Allocation of provisional ~~Exit~~-Energy Allocation at Distribution ~~Domestic-Exit-Point~~Domestic Points. Two phases can be identified:

1. Current system until implementation date, as described in section 6.1.3.1.1;
2. New system starting as from implementation date as described in section 6.1.3.1.2;

The implementation is managed within Atrias and is mainly regarding planning an exogenous data for Fluxys Belgium. Following the final decision and confirmation by Atrias of the implementation date, the shippers will be notified by letter Fluxys Belgium.

⁶ Both the PAGU(s) and the CRGU shall send Nominations in respect of a End User ~~Domestic-Exit-Point~~Domestic Point and, if applicable, renominations to The TSO, according to the Operating Procedures of the ACT. It is not allowed that at a given hour the sum of the Confirmed Nominated Quantities at an End User Domestic Point exceeds the sum of the Available MTSR of both the CRGU and the PAGU(s) at this End User ~~Domestic-Exit-Point~~Domestic Point. In case of such an exceeding the TSO shall have the right to first cap the last received Nomination of the CRGU and subsequently the last received Nomination of the PAGU(s) in decreasing rank order so that the sum of the Confirmed Nominated Quantities at an End User Domestic Point shall not exceed the sum of the available MTSR of both the CRGU and the PAGU(s) at this End User ~~Domestic-Exit-Point~~Domestic Point.

6.1.3.1.1. Calculation of the (provisional) Exit Energy Allocation XEA_h and $EEAh$ until implementation date of MIG6

The hourly metered quantities of Natural Gas to each ARS (the Provisional Exit Energy Metering $XEM_{h,ARS}$)⁷ offtaken at the Distribution Domestic Exit Point Domestic Point shall be allocated hourly by the TSO to the Relevant Grid User Network Users based on:

- the allocation of the hourly metered offtakes of telemetered gas consumers on the DSO grid directly to the Relevant Grid User Network Users ($TXEM_{h,ARS,g}$) at each ARS;
- the allocation of the hourly metered injections of telemetered gas Producers on the DSO grid directly to the Relevant Network Users ($TEEM_{h,ARS,g}$) at each ARS;
- the calculation of an Hourly Standard Energy Offtake for each Relevant Grid User Network User at each ARS based on the SLP Curves and based on the Yearly Standard Energy Offtake;

the calculation of a ARS Residu Factor which, applied to the Hourly Standard Energy Offtake, which enables to allocate the total Exit Energy Metering $XEM_{h,ARS}$ in full to telemetered gas consumers and SLP End Users.

a. Allocation of telemetered gas consumers on the DSO grid for the hourly metered offtakes

At each Domestic Point of the type ARS, the offtake of each telemetered gas consumer on the DSO grid shall be allocated to the Relevant Grid User Network User.

Fluxys Belgium shall receive the provisional hourly Telemetered Station Energy Metering $TStEM_h$ from the DSOs for each telemetered gas consumer on the DSO grid. Based on the unique relationship between the telemetered gas consumers on the DSO grid and the Relevant Grid User Network User as identified by the DSO, the provisional hourly Telemetered Exit Energy Metering $TXEM_{h,ARS,g}$ shall be determined, i.e. the sum of $TStEM_h$ of all telemetered gas consumers on the DSO grid of the relevant Grid User Network User at an ARS:

$$TXEM_{h,ARS,g} = \sum_{TSt \in \text{Network User}} TStEM_h$$

If the $TStEM_h$ is not available, Fluxys Belgium shall determine a replacement value using the average hourly value of the last 4 similar days.

⁷ The metered Energy will have a positive sign for flows from the TSO to the DSO and will be related to Exit allocations, while for flows from the DSO to the TSO (as the case may be) will be related to Entry allocations.

b. Allocation of telemetered gas Producers on the DSO grid for the hourly metered injections

At each Domestic Point of the type ARS, the injection of each telemetered gas producer on the DSO grid shall be allocated to the Relevant Network User.

Fluxys Belgium shall receive the provisional hourly Telemetered Injection Energy Metering $TItEM_h$ from the DSOs for each telemetered gas Producer on the DSO grid. Based on the unique relationship between the telemetered gas Producer on the DSO grid and the Relevant Network User as identified by the DSO, the provisional hourly Telemetered Entry Energy Metering $TEEM_{h,ARS,g}$ shall be determined, i.e. the sum of $TItEM_h$ of all telemetered gas Producers on the DSO grid of the relevant Network User at an ARS:

$$TEEM_{h,ARS,g} = \sum_{TIt \in Network\ User} TItEM_h$$

If the $TItEM_h$ is not available, Fluxys Belgium shall determine a replacement value using the average hourly value of the last 4 similar days.

a.c. Calculation of an Hourly Standard Energy Offtake for each ~~Grid User~~ Network User at each ARS

To each SLP End User at an ARS, an SLP Type is assigned. Fluxys Belgium receives from the DSOs an aggregation of the SLP End Users per Relevant ~~Grid User~~ Network User at each ARS, in the form of a Yearly Standard Energy Offtake per Year $Q_{y,g,ARS,SLPi}$ [kWh/year] for each SLP Type.

If the Yearly Standard Energy Offtake ($Q_{y,g,ARS,SLPi}$) is not available, Fluxys Belgium shall determine a replacement value using the latest available Yearly Standard Energy Offtake.

The portion of the Yearly Standard Energy Offtake $Q_{y,g,ARS,SLPi}$ that must be allocated per ARS at hour h for each ~~Grid User~~ Network User and for each SLP Type shall be the Hourly Standard Energy Offtake calculated based on the relevant SLP Curve using the following formula:

$$Q_{h,g,ARS,SLPi} = Q_{y,g,ARS,SLPi} \times SLP_{h,i}$$

To take account of the fact that the SLP Curve entails an average daily temperature, actual temperatures shall be used until hour h and forecast temperature for hours after h until the end of the Gas Day for calculating $SLP_{h,i}$.

b.d. ARS Residu Factor

The portion of the Provisional Exit Energy Metering $XEM_{h,ARS}$ that cannot be allocated to the telemetered gas consumers (at step a of the calculation) and the telemetered gas Producers shall be allocated in full to the Relevant ~~Grid User~~ Network Users for SLP End Users. To this end, a provisional ARS Residu Factor $GRF_{h,ARS}$ [without unit] shall be defined for each ARS as the factor that must be applied to the Hourly Standard

Energy Offtake (outcome of step b of the calculation) of each SLP Type in order to allocate the $XEM_{h,ARS}$ in full, taking into account the telemetered gas Producers allocations.

The $GRF_{h,ARS}$ is obtained by dividing (i) the $XEM_{h,ARS}$ minus the sum of all $TXEM_{h,ARS,g}$ of all Relevant Grid-User/Network Users at the concerned ARS, and (ii) the sum for all Grid-User/Network Users and for all SLP Types of the Hourly Standard Energy Offtake:

$$GRF_{h,ARS} = \frac{XEM_{h,ARS} + \sum_{\text{Network Users}} TEEM_{h,ARS,g} - \sum_{\text{Grid Users}} TXEM_{h,ARS,g}}{\sum_{\text{Grid Users}} \sum_{SLPi} Q_{h,g,ARS,SLPi}}$$

e.e. Exit Energy Allocation

The Provisional Exit Energy Allocation $XEA_{h,g,ARS}$ at hour h per Grid-User/Network User at a ARS is the sum of the allocation of all relevant telemetered gas consumers on the concerned ARS $TXEM_{h,ARS,g}$ for such Grid-User/Network User and the allocation of the aggregation of all SLP End Users on the same ARS, which is the product of $GRF_{h,ARS}$ and the sum for all SLP Types of the Hourly Standard Energy Offtake per Grid-User/Network User:

$$XEA_{h,g,ARS} = TXEM_{h,ARS,g} + \left(\sum_{SLPi} Q_{y,g,ARS,SLPi} \times SLP_{h,SLPi} \right) \times GRF_{h,ARS}$$

a. Entry Energy Allocation

The Provisional Entry Energy Allocation $EEA_{h,g,ARS}$ at hour h per Network User at an ARS is the sum of the allocation of all relevant telemetered gas Producers $TEEM_{h,ARS,g}$ on the concerned ARS for such Network User.

$$EEA_{h,g,ARS} = TEEM_{h,ARS,g}$$

6.1.3.1.2. Calculation of the (provisional) Exit Energy Allocation XEA_h and Entry Energy Allocation EEA_h as from implementation date of MIG6

The hourly metered quantities of Natural Gas to each ARS (the Provisional Exit Energy Metering $XEM_{h,ARS}$) offtaken at the Distribution Domestic-Exit Point/Domestic Point shall be allocated hourly by the TSO to the Relevant Grid-User/Network Users based on:

- the allocation of the hourly metered offtakes of telemetered Final Customers on the DSO grid directly to the Relevant Grid-User/Network Users ($TXEM_{h,ARS,g}$) at each ARS;

- the allocation of the hourly metered injection of telemetered gas Producers on the DSO grid directly to the Relevant Network users ($TEEM_{h,ARS,g}$) at each ARS;
- the sum of the hourly Profile End User Type offtakes of all Relevant Grid User Network Users at each ARS ($RLP0_{h,ARS}$), multiplied by the Hourly Proportion Factor ($HPF_{h,ARS,g}$) per Relevant Grid User Network User at each ARS.

a. Allocation of the hourly metered offtakes of telemetered Final Customer for each Grid User Network User at each ARS

At each ARS, the offtake of each telemetered Final Customer on the DSO grid shall be allocated to the Relevant Grid User Network User.

Fluxys Belgium shall receive the provisional hourly Telemetered Station Energy Metering $TStEM_h$, from the DSOs for each telemetered Final Customer on the DSO grid, as provided in the Standard Connection Agreement Fluxys Belgium/DSOs. Based on the unique relationship between the telemetered Final Customers on the DSO grid and the Relevant Grid User Network User as identified by the DSO, the provisional hourly Telemetered Exit Energy Metering $TXEM_{h,ARS,g}$ shall be determined, i.e. the sum of $TStEM_h$ of all telemetered Final Customers on the DSO grid of the relevant Grid User Network User at an ARS:

$$TXEM_{h,ARS,g} = \sum_{TSt \in \text{Network User}} TStEM_h$$

If the $TStEM_h$ is not available, Fluxys Belgium shall determine a replacement value using the average hourly value of the last 4 similar days.

a. Allocation of telemetered gas Producers on the DSO grid the hourly metered injections

At each ARS, the injection of each telemetered gas producer on the DSO grid shall be allocated to the Relevant Network User.

Fluxys Belgium shall receive the provisional hourly Telemetered Injection Energy Metering $TItEM_h$, from the DSOs for each telemetered gas Producer on the DSO grid. Based on the unique relationship between the telemetered gas Producer on the DSO grid and the Relevant Network User as identified by the DSO, the provisional hourly Telemetered Entry Energy Metering $TEEM_{h,ARS,g}$ shall be determined, i.e. the sum of $TItEM_h$ of all telemetered gas Producers on the DSO grid of the relevant Network User at an ARS:

$$TEEM_{h,ARS,g} = \sum_{TIt \in \text{Network User}} TItEM_h$$

If the $TItEM_h$ is not available, Fluxys Belgium shall determine a replacement value using the average hourly value of the last 4 similar days.

b. Calculation of the Hourly Profile End User Energy Offtakes for each Grid User Network User at each ARS

The $(RLP0_{h,ARS})$ at each ARS is calculated as the difference between the Hourly Provisional Exit Energy Metering ($XEM_{h,ARS}$) and the sum of all Telemetered Exit Energy Metering ($TXEM_{h,ARS,g}$) of all Grid User Network Users, plus the sum of all Telemetered Entry Energy Metering ($TEEM_{h,ARS,g}$):

:

$$RLP0_{h,ARS} = \left(XEM_{h,ARS} + \sum_{gi} TEEM_{h,ARS,gi} - \sum_{gi} TXEM_{h,ARS,gi} \right)$$

The hourly **Profile End User Energy Offtake** for each Grid User Network User at each ARS for all Profile End User Types ($PEUT = SMR3, RMV, EMV, EAV$) is calculated as the $RLP0_{h,ARS}$ multiplied with the hourly Proportion Factor HPF ($HPF_{h,ARS,g}$) taking into account the portfolio of the Grid User Network User.

The **Hourly Proportion Factor HPF** ($HPF_{h,ARS,g}$) for each Grid User Network User at each ARS is obtained by dividing the Yearly Standard Energy Offtake per Grid User Network User per ARS for all Profiled End User Type ($PEUT$) and the sum of all Yearly Standard Energy Offtake for all Grid User Network Users and for all Profiled End User Types ($PEUT$):

$$HPF_{h,g,ARS} = \frac{\sum_{(PEUT)} Q_{y,g,ARS,i}}{\sum_{Network\ Users} \sum_{(PEUT)} Q_{y,g,ARS,i}}$$

If the Yearly Standard Energy Offtake ($Q_{y,g,ARS,(PEUT\ i)}$) is not available, Fluxys Belgium shall determine a replacement value using the latest available Yearly Standard Energy Offtake.

c. Exit Energy Allocation

The Provisional Exit Energy Allocation $XEA_{h,g,ARS}$ at hour h per Grid User Network User at an ARS is the sum of the hourly allocation of all relevant telemetered Final Customers on the concerned ARS ($TXEM_{h,ARS,g}$) for such Grid User Network User and the multiplication of the sum of the hourly Profile End User Type ($PEUT$) offtake of all Relevant Grid User Network Users at each ARS ($RLP0_{h,ARS}$) by the Hourly Proportion Factor for such Grid User Network User at concerned ARS ($HPF_{h,ARS,g}$):

$$XEA_{h,g,ARS} = TXEM_{h,ARS,g} + \left(RLP0_{h,ARS} \right) \times HPF_{h,ARS,g}$$

d. Entry Energy Allocation

The Provisional Entry Energy Allocation $EEA_{h,g,ARS}$ at hour h per Network User at an ARS is the sum of the allocation of all relevant telemetered gas Producers $TEEM_{h,ARS,g}$ on the concerned ARS for such Network User.

$$EEA_{h,g,ARS} = TEEM_{h,ARS,g}$$

6.1.3.2. Calculation of the Final Exit Energy Allocation XEA'_h and EEA'_h

The Final Exit Energy Allocation $XEA'_{h,g,ARS}$ and Final Entry Allocation $EEA'_{h,g,ARS}$ at an ARS shall be determined by the DSO as defined in the relevant regional legislations and passed on to Fluxys Belgium.

If the Final ~~Exit~~ Energy Allocation $XEA'_{h,g,ARS}$ and $EEA'_{h,g,ARS}$ calculated by the DSO ~~is are~~ not available by M + 30 Business Days, Fluxys Belgium shall calculate the Final ~~Exit~~ Energy Allocation using the same calculation method used for the Provisional ~~Exit~~ Energy Allocation $XEA_{h,g,ARS}$ and $EEA_{h,g,ARS}$ based on the best available data at that time.

If, for an hour h and for an ARS, the sum of the Final ~~Exit~~ Energy Allocation $XEA'_{h,g,ARS}$ and $EEA'_{h,g,ARS}$ of the active ~~Grid User Network Users~~ calculated by the DSOs is not equal to the Final ~~Exit~~ Energy Metering $XEM'_{h,ARS}$, Fluxys Belgium shall calculate said Final Exit Energy Allocation $XEA'_{h,g,ARS}$ and $EEA'_{h,g,ARS}$ using the same calculation method as for the ~~respective~~ Provisional ~~Exit~~ Energy Allocation $XEA_{h,g,ARS}$ so that the sum of the Final ~~Exit~~ Energy Allocation $XEA'_{h,g,ARS}$ and $EEA'_{h,g,ARS}$ is equal to the Final ~~Exit~~ Energy Metering $XEM'_{h,ARS}$.

6.1.3.3. Smoothing allocation process

The TSO shall also send Imbalance Smoothing Allocations ($XEAis_{h,z,g}$) to ~~Grid User Network Users~~ supplying the Distribution ~~Domestic Exit Point Domestic Points~~. Said Imbalance Smoothing Allocations are intended to limit the effect of the (predictable) Distribution ~~Domestic Exit Point Domestic Points~~ offtake profile on the ~~Grid User Network User~~ Balancing Position.

The Imbalance Smoothing Allocation has an opposite hourly profile to the forecasted hourly offtake profile of the Distribution ~~Domestic Exit Point Domestic Points~~ and is volume neutral on a daily basis, so the sum of all hourly Imbalance Smoothing Allocations ($XEAis_{h,z,g}$) for ~~Grid User Network User~~ g , for Zone z and for the Day in question is equal to zero.

$$\sum_{\text{all hours of day } d} XEAis_{h,z,g} = 0$$

The Imbalance Smoothing Allocations ($XEAis_{h,z,g}$) for the next Gas Day (23, 24 or 25 quantities) shall be determined by the TSO based on the following steps:

- Determine the Distribution ~~Domestic Exit Point Domestic Points~~ Deep Point ($MBP_{DDEP,DP,d,z}$) for a given gas Day d , for a given Zone z by calculating the largest value for the day of the cumulated hourly difference between "offtaken quantities" and "entry", where
 - "offtaken quantities" are hourly forecasts (based on historical data, similar days and temperature forecasts) of offtake from the Distribution ~~Domestic Exit Point Domestic Points~~ for SLP (MIG4) or PEUT (MIG6)

End Users;

- "entry" consists of hourly values with a flat profile;
 - the sum of the hourly "entry" values and the sum of the hourly values of "offtaken quantities" are equal.
- Determine the Imbalance Smoothing Allocation Factor ($ISF_{m,z}$) using the ratio between the Distribution ~~Domestic Exit Point~~ Domestic Points Deep Point ($MBP_{DDEP,DP,d,z}$) and the monthly Imbalance Smoothing Allocation ($IS_{m,z}$).

$$ISF_{m,z} = \frac{IS_{m,z}}{MBP_{DDEP,DP,d,z}}$$

The monthly Imbalance Smoothing Allocation ($IS_{m,z}$), expressed in GWh, is shown in the following table:

	Jan	Feb	Mar	Apr	May	Jun	Jul	Aug	Sep	Oct	Nov	Dec
H Zone	11	11	11	8	4	4	3	3	4	8	11	11
L Zone	6	6	6	6	4	4	3	3	4	6	6	6

- Determine the hourly Distribution ~~Domestic Exit Point~~ Domestic Points Imbalance of each ~~Grid User~~ Network User ($I_{DDEP,h,z,g}$) by calculating the sum of the forecasted hourly offtake from the Distribution ~~Domestic Exit Point~~ Domestic Points of SLP (MIG4) or PEUT (MIG6) End Users per Zone z per ~~Grid User~~ Network User g with a flat day-neutral entry profile.
- The hourly Imbalance Smoothing Allocation ($XEA_{is,h,z,g}$) is then calculated by multiplying the Imbalance Smoothing Allocation Factor ($ISF_{m,z}$) and the hourly Distribution ~~Domestic Exit Point~~ Domestic Points Imbalance of each ~~Grid User~~ Network User ($I_{DDEP,h,z,g}$).

$$XEA_{is,h,z,g} = ISF_{m,z} \times I_{DDEP,h,z,g}$$

For the sake of clarity, the provisional total Exit Energy Allocation for hour h for Zone z and for ~~Grid User~~ Network User g is equal to the sum of all provisional Exit Energy Allocations ($XEA_{h,z,g}$) of ~~Grid User~~ Network User g for Zone z , plus the Imbalance Smoothing Allocation ($XEA_{is,h,z,g}$) of ~~Grid User~~ Network User g for hour h for Zone z . So that, for ~~Grid User~~ Network Users supplying to Distribution ~~Domestic Exit Point~~ Domestic Points, the formula for calculating the ~~Grid User~~ Network User Balancing Position ($GBP^*_{h,z,g}$), as provided for in Attachment A, shall be interpreted as including the Imbalance Smoothing Allocations of the ~~Grid User~~ Network User ($XEA_{is,h,z,g}$).

If the Distribution ~~Domestic Exit Point~~ Domestic Points Deep Point ($MBP_{DDEP,DP,d,z}$) exceeds the monthly maximum Imbalance Smoothing parameter ($IS_{m,z}$), the forecasted Distribution ~~Domestic Exit Point~~ Domestic Points offtake profile will not be fully smoothed by the Imbalance Smoothing Allocations ($XEA_{is,h,z,g}$). The remaining imbalance will be visible in the ~~Grid User~~ Network User Balancing Position ($GBP^*_{h,z,g}$), and the ~~Grid User~~ Network User shall be responsible for the correct balancing of its portfolio.

The Imbalance Smoothing Allocations shall be communicated to the ~~Grid User~~Network Users concerned as set out in 6.2.

The final Imbalance Smoothing Allocations ($XEA'is_{h,z,g}$) are equal to the provisional Imbalance Smoothing Allocations ($XEAis_{h,z,g}$).

6.1.4. *Allocation for ZTP Trading Services*

For ZTP Trading Services, the final Allocation shall take place every hour, using Confirmed Quantities as indicated in the TDT (in accordance with section 4.4.5), with the Allocated Quantities being equal to the Confirmed Quantities.

As constraint information is not always available before or when such constraint occurs on the ZTP Physical Trading Services during the Gas Day, the final Allocations may be revised when new information becomes available, but not later than the tenth (10th) day of the following month.

6.2. Reporting

6.2.1. *Process*

The allocation shall be performed on an hourly basis. The daily quantities shall be obtained by adding up the hourly quantities of all individual hours for that particular Day. The monthly quantities shall be obtained by adding up the daily quantities of all the individual Days for that particular Month.

6.2.2. *Hourly reporting*⁸

6.2.2.1. ~~Grid User~~Network User's *provisional Hourly Allocation Form*

This form gives, for hour h, the provisional hourly allocations for Interconnection Points, Installation Points, End User ~~Domestic Exit Point~~Domestic Points, Distribution ~~Domestic Exit Point~~Domestic Points (allocated to the ~~Grid User~~Network User) and for ZTP Trading Services.

In normal circumstances the TSO shall send the messages⁹ within the first half hour following the allocated hour.

6.2.2.2. ~~Grid User~~Network User's *Imbalance Smoothing Allocation Form*

This form gives, for each hour of the Gas Day, the hourly allocated quantities as Imbalance Smoothing Allocation for the ~~Grid User~~Network User.

In normal circumstances the TSO shall send the message¹⁰ on Gas Day d-1 for Gas Day d within the first half hour after 11:00.

⁸ In the event that miscalculations are discovered in the hourly reporting, the TSO may decide to revise the message containing the reporting. Each ~~Grid User~~Network User will then receive a revised message. The corrected data will also be available on the Electronic Data Platform.

⁹ The Edig@s notice type of the BALL will be "ALOCAT".

6.2.2.3. Grid-User/Network User' Balancing Position Form

This form gives per Zone, for each hour of the Gas Day, the provisional (for the hour(s) in the past) and the forecasted (for the hour(s) in the future) values.

- Grid-User/Network User's Balancing Position before settlement
- Online within-day Grid-User/Network User Excess or Shortfall Settlement
- Online end of day Grid-User/Network User Excess or Shortfall Settlement
- Market Balancing Position before settlement
- Online within-day Market Excess or Shortfall Settlement
- Online end of day Market Excess or Shortfall Settlement
- Upper and lower Market Zone limits.

This forecasted information is based among other on the status at one moment in time of the Nominations sent by the Grid-User/Network Users to the TSO and is updated at least on an hourly basis. However, the forecasted information is for information purposes only and the TSO offers no guarantee that said information is complete, accurate, reliable or up-to-date.

In normal circumstances the TSO shall communicate to each Grid-User/Network User its Grid-User/Network User's Balancing Position Form on Gas Day d-1 for Gas Day d within the first half hour after 15:00. Every hour after 15:30 the TSO shall send an updated version of this Grid-User/Network User's Balancing Position Form on Gas Day d-1 for Gas Day d. Within the same Gas Day d, the TSO shall in normal circumstances send the messages¹¹ within the first half hour following the allocated hour.

6.2.3. **Monthly Final Allocations**

The monthly figures shall be obtained by adding up all of the individual final hourly Allocated Quantities of all of the individual Gas Days for that particular Month.

6.2.3.1. *Monthly allocation overview for Interconnection Points and Installation Points (MIPA¹² report)*

Two monthly Allocation overviews shall be made available to Grid-User/Network Users not later than the tenth (10th) Business Days of the following month. Both contain daily information for the Interconnection Points and Installation Points on which the Grid-User/Network User is active.

¹⁰ The Edig@s notice type of the BALL will be "ALOCAT".

¹¹ The Edig@s notice type of the IMB will be "IMBNOT".

¹² MIPA = Monthly IP Account Statement Report

The one overview provides aggregated data from all [Grid-UserNetwork Users](#) combined and contains the following information for each Interconnection Point [and Installation Point](#):

- The aggregated data of the Daily Confirmed Quantities of all [Grid-UserNetwork Users](#) combined
- The aggregated data of the Final daily Allocated Quantities of all [Grid-UserNetwork Users](#) combined
- Daily Checked Metered Quantities with the daily average metered GCV.

The other overview provides individual data for the [Grid-UserNetwork User](#) concerns and contains the following information for each Pair of [Grid-UserNetwork Users](#):

- The individual data of the Daily Confirmed Quantities of the concerned [Grid-UserNetwork User](#)
- The individual data of the Daily final Allocated Quantities of the concerned [Grid-UserNetwork User](#)

Exceptionally and at the [Grid-UserNetwork User](#)'s request, the TSO may also supply these two overviews on an hourly basis.

6.2.3.2. *Monthly allocation overview for [Domestic-Exit-PointDomestic Points](#)*

Monthly Provisional Allocations for one or more [Domestic-Exit-PointDomestic Points](#) shall be available by the twentieth (20th) Business Days of the following month.

Monthly Final Allocations for one or more [Domestic-Exit-PointDomestic Points](#) shall be made available later on the Electronic Data Platform¹³, following completion of the metering validation process and in conjunction with the invoicing process.

6.2.3.3. *Monthly allocation overview for ZTP Trading Services*

An overview of the Allocated Quantities per day for ZTP Trading Services shall be made available to the [Grid-UserNetwork User](#) not later than the tenth (10th) Business Days of the following month. This overview includes a number of tables containing the following information:

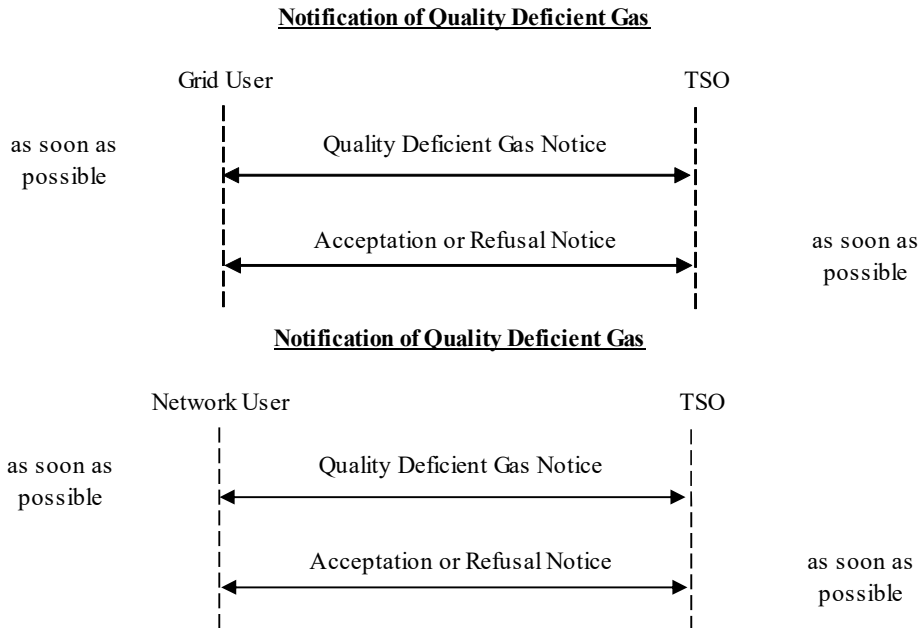
- [Grid-UserNetwork User](#) identity
- Gas Day
- Counterparty
- Specific ZTP Trading Service
- Confirmed Quantities of Deliveries or Redeliveries

Exceptionally and at the [Grid-UserNetwork User](#)'s request, the TSO may also supply this overview on an hourly basis.

¹³ In the "Allocation Details" section of the Electronic Data Platform.

7. Gas quality

When the ~~Grid User~~Network User or the TSO is informed that quality deficient gas is being or is going to be made available on a given Gas Day at any ~~Inter~~Connection Point or ~~Domestic Exit Point~~Domestic Point, it must inform the other party, and the End User or DSO in the case of a ~~Domestic Exit Point~~Domestic Point, of this information.



The ~~Grid User~~Network User or the TSO shall as soon as possible notify the other party, as well as the End User or DSO in the case of a ~~Domestic Exit Point~~Domestic Point, by sending a Quality Deficient Gas Notice by fax or email using the appropriate Form as published on the Fluxys Belgium website. This document shall contain the following information:

- ~~Grid User~~Network User and TSO Name
- Interconnection Point, Installation Point or ~~Domestic Exit Point~~Domestic Point
- Estimated Start Time of the (re)delivery of the quality deficient gas at the Interconnection Point, Installation Point or the ~~Domestic Exit Point~~Domestic Point
- Estimated End Time of the (re)delivery of the quality deficient gas at the Interconnection Point, Installation Point or the ~~Domestic Exit Point~~Domestic Point
- Estimated quantity of quality deficient gas (in kWh), and
- Expected gas composition.

All relevant additional information regarding the (re)delivery period or the gas composition shall be added on the document.

The notice shall be revised at any time prior to or during the Gas Day to which it applies, if the characteristics of the quality deficient gas and/or the duration are expected to change from the previous notice.

The ~~Grid User~~Network User or the TSO who receives a Quality Deficient Gas Notice shall inform the other party by fax or email whether or not it accepts the delivery of quality deficient gas as mentioned in the notice. It should also mention the accepted quantity of gas (kWh). If it refuses the (re)delivery of any Natural Gas at all then the accepted quantity should state zero (0). If the TSO does not accept the entire quantity for delivery of quality deficient gas as mentioned in the notice, the TSO shall apply the relevant constraint management rules in accordance with section If no acceptance/refusal message is received between the sending of a Quality Deficient Gas Notice and the start of the (re)delivery of this quality deficient gas at the relevant Interconnection Point, Installation Point or ~~Domestic Exit Point~~Domestic Point, the (re)delivery shall be considered as accepted by all parties.

If quality deficient gas is delivered at any Interconnection Point, Installation Point or ~~Domestic Exit Point~~Domestic Point without prior notice of this event the ~~Grid User~~Network User and TSO shall contact each other by telephone followed immediately after by a Quality Deficient Gas Notice (as described above).

8. Maintenance procedures

8.1. Long Term Planned Works

In September of each year, the TSO shall inform ~~Grid User~~Network Users that have subscribed Services for the following calendar year concerning:

- the Long Term Planned Works and associated constraints during said works, and
- the timing and duration of said Long Term Planned Works.

At the ~~Grid User~~Network User's request, a discussion may be held with the TSO. Following such discussions, the TSO shall decide on the period and duration of the Long Term Planned Works and shall make every effort to provide the ~~Grid User~~Network User, no later than 15 December of the calendar year preceding the Long Term Planned Works, with the programme of aforementioned works to be carried out on the Transmission System during the next calendar year.

Said programme shall be established to coordinate and synchronise the anticipated maintenance, repair and replacement works to be performed on the Transmission System so as to minimise any disruptions in the ability of the ~~Grid User~~Network Users to use their subscribed Services.

Any interruption in the subscribed Transmission Services for maintenance, repair or replacement works shall be allocated between the ~~Grid User~~Network Users on a fair and equitable basis, and to the extent possible pro rata their respective subscribed Transmission Services, in accordance with this Attachment C1 of the Access Code for Transmission. The TSO shall make every effort to respect the ~~Grid User~~Network Users' subscribed Transmission Services during such maintenance, repair and

replacement works insofar as possible from an operational and technical point of view. The TSO shall inform the [Grid-User/Network Users](#) as soon as possible about the resumption of the subscribed Transmission Services.

8.2. Short Term Planned Works

Without prejudice to section 8.1, the TSO may perform maintenance, repair or replacement works which are required to be promptly performed in order to maintain the safety and integrity of the Transmission System ("Short Term Planned Works"). The TSO shall notify the schedule and the estimated duration of such Short Term Planned Works and the extent of the interruption of the $MTSR_f$ and/or $MTSR_b$ as soon as possible to [Grid-User/Network Users](#) having $MTSR_f$ and/or $MTSR_b$, but not later than ten (10) Business Days before such Short Term Planned Works are due to be carried out.

The date(s) of such Short Term Planned Works shall be binding upon the TSO once confirmed after the above notification. Any interruption in the subscribed Transmission Services shall be fairly and equitably allocated to the [Grid-User/Network Users](#) and to the extent possible pro rata their respective subscribed Transmission Services, in accordance with this Attachment C. The TSO acting as a Reasonable and Prudent Operator shall use all reasonable efforts to limit the interruption of the $MTSR_f$ and/or $MTSR_b$ for Short Term Planned Works to the extent which is necessary in order to have the cause thereof remedied. The TSO shall inform the [Grid-User/Network Users](#) as soon as possible about the resumption of the subscribed Transmission Services.

8.3. Emergency

In accordance with Attachment F, in case of Emergency the TSO shall have the right at any time and without prejudice to sections 8.1 and 8.2 of this Attachment, to interrupt all or part of the $MTSR_f$ and/or $MTSR_b$ immediately in order to safeguard the safety and integrity of the Transmission System and to perform the necessary repairs and/or replacement works.

8.4. Reduced Service Days

The Reduced Service Days shall not, in aggregate, be more than fourteen (14) Days per year.

In the event that a Contract Period is less than a year, the number of Reduced Service Days for the Contract Period in question shall not, in aggregate, be more than fourteen (14) Days pro rata the number of Days in the Contract Period in relation to the number of Days in the Year.

The number of Reduced Service Days shall be calculated on a full Day equivalent basis meaning, by way of example, that:

- (i) if the $MTSR_f$ and/or $MTSR_b$ are completely interrupted for six (6) hours, it shall be accounted for as 0.25 of a Day, and
- (ii) if fifty (50) % of the $MTSR_f$ and/or $MTSR_b$ is interrupted for four (4) complete Days, it shall be accounted for as two (2) Days.

8.5. Adjustment of the Monthly Capacity Fee

During any Long Term or Short Term Planned Works, the Monthly Capacity Fee for the $MTSR_f$ and/or $MTSR_b$, as described in Attachment A, shall remain due provided the number of Days during which the $MTSR_f$ and/or $MTSR_b$ are interrupted does not exceed the maximum number of Reduced Service Days, as described in 8.4.

In the event that the TSO exceeds the maximum number of Reduced Service Days, the Monthly Capacity Fee for the $MTSR_f$ and/or $MTSR_b$ shall be reduced pro rata the interrupted $MTSR_f$ and/or $MTSR_b$ for the portion that exceeds the number of Reduced Service Days.

The above sections ~~8.18.4~~ to ~~8.58.5~~ are not applicable to interruptible capacity ($MTSR_i$) which, without prejudice to section 4.1 of this attachment, the TSO may interrupt in whole or in part at any time, unconditionally and without any obligation to justify and/or to account for said interruption.

For the sake of clarity, sections 8.4 and ~~8.58.5~~ are not applicable to any $MTSR_{f,zpf}$ and/or $MTSR_{b,zpf}$.

8.6. Maintenance on Cross Border Capacity

Without prejudice to sections 8.1 to 8.3 above, the Adjacent TSO which operates the Cross Border Capacity shall have the right to perform maintenance, repair or replacement works which are required to be performed in order to maintain the safety and integrity of its transmission system. In the event such maintenance impacts the Cross Border Capacity, the TSO may interrupt the $MTSR_{f,cbsd}$. For the sake of clarity, sections 8.4 and 8.5 are not applicable to any $MTSR_{f,cbsd}$.

It is understood that the TSO and the Adjacent TSO which operates the Cross Border Capacity shall make reasonable efforts to coordinate their maintenance planning in order to limit the impact on the $MTSR_{f,cbsd}$.

9. Exchanged data

Metering data shall be made available on a reasonable endeavour basis at both Interconnection Points, Installation Points and ~~Domestic Exit Point~~Domestic Points through the Electronic Data Platform.

10. Contact details

Both parties (the ~~Grid User~~Network User and TSO) shall use the contact details sheet as appended in Attachment 1 of the Standard Transmission Agreement in order to inform each other of their contact details.