



ACCESS CODE FOR TRANSMISSION

Table of contents

Table of contents.....	2
1. Purpose.....	3
2. Scope.....	3
3. Definitions.....	3
4. Severability	3
5. Status and coherence of the Access Code for Transmission.....	4
5.1. Consultation and submission of the Access Code for Transmission	4
5.2. Publication of the status of the Access Code for Transmission	4
6. Interpretation of the Access Code for Transmission.....	4
7. Structure of the Access Code for Transmission.....	5

1. Purpose

This Access Code for Transmission consists of a standard set of terms and conditions governing regulated access to the Transmission Services offered by the Transmission System Operator to any Grid User on the Transmission Grid operated by Transmission System Operator in accordance with the code of conduct regarding access to the natural gas transmission network, storage facility for natural gas and LNG facility as approved by royal Decree of 23 December 2010 (the Code of Conduct).

The purpose of the Access Code for Transmission is to define the set of rules and procedures governing the Transmission Services offered by Transmission System Operator to Grid Users on the Transmission Grid. In addition to being governed by the Access Code for Transmission, the Transmission Services offered by Transmission System Operator to any Grid User on the Transmission Grid shall be subject to the terms and conditions set out in the Standard Transmission Agreement entered into between Transmission System Operator and any such Grid User.

2. Scope

This Access Code for Transmission shall apply to all Grid Users subscribing for the Transmission Services from the Transmission System Operator.

3. Definitions

Unless given any different meaning in this Access Code for Transmission, any capitalised term or expression in this Access Code for Transmission shall have the meaning given to it in the Glossary of Definitions, in Attachment 3 of the Standard Transmission Agreement.

4. Severability

The invalidity of any provision of this Access Code for Transmission or of any schedule, Attachment, or part of a schedule or Attachment does not affect the validity of the Access Code for Transmission in its entirety. If any provision of this Access Code for Transmission is held to be invalid or unenforceable, then such provision shall (so far as it is invalid or unenforceable) be given no effect and shall be deemed not to be included in this Access Code for Transmission but without invalidating any of the remaining provisions of this Access Code for Transmission. Subject to section 5.1 and in accordance with the applicable regulation and legislation, Transmission System Operator shall then consult and make proposal in order to replace the invalid or unenforceable provision by a valid and enforceable substitute provision of which the effect is as close as possible to the intended effect of the invalid or unenforceable provision and integrate such modification into this Access Code for Transmission.

5. Status and coherence of the Access Code for Transmission

5.1. Consultation and submission of the Access Code for Transmission

Pursuant to the Code of Conduct, approval of the Access Code for Transmission (first version and its amendments) takes place as follows¹:

- a) the Transmission System Operator must consult the market;
- b) the Transmission System Operator must submit the proposal of the Access Code for Transmission to the formal approval of the Regulator;
- c) Regulator must make a decision on the content of this proposal.

5.2. Publication of the status of the Access Code for Transmission

The Transmission System Operator shall inform the Grid Users of Regulator's decision. The changed version of the Access Code for Transmission and the date from which this version shall apply, shall be communicated by the Transmission System Operator to the Grid Users by means of a publication on the website of the TSO.

The applicable version of the Access Code for Transmission is always available on the website of the TSO. Moreover, each version is given a unique version number, corresponding to its date of approval by Regulator.

6. Interpretation of the Access Code for Transmission

In this Access Code for Transmission:

- a) All references to a clause, unless specified otherwise, are references to a clause in this Access Code for Transmission; references to a paragraph in a Section are references to a paragraph in the same Section in this Access Code for Transmission, and references to an Attachment are references to an Attachment in this Access Code for Transmission. The Attachments constitute an integral part of this Access Code for Transmission.
- b) In the Attachments of the Access Code for Transmission, all references to a clause, unless specified otherwise, are references to a clause in the same Attachment; references to a section are references to a section in the same Attachment; references to a paragraph are references to a paragraph in the same Attachment.
- c) The layout, heading and table of contents are only for the benefit of the reader and are inconsequential as regards the interpretation of content of the Access Code for Transmission.

¹ Notwithstanding the procedure set out here, the Transmission System Operator reserves the right to introduce minor changes (such as material errors) without prior consultation of Grid Users. These minor changes shall be formally reported to the Grid Users and shall also be published on the website of the TSO. The Transmission System Operator shall inform Regulator of such changes and the arguments for introducing these.

- d) Any reference to a statute, associated act, regulation, rule, delegated legislation or decree, is issued to the same one as amended, modified or replaced over the course of time, and to any associated act, regulation, rule, delegated legislation or decree among them.
- e) References to time, unless specified otherwise, are references to local Belgian time. References to day, month and year, unless specified otherwise, are references to a day, month and year of the Gregorian calendar, respectively.
- f) The description of rules, conditions and provisions only relates to the Transmission Services offered on the Transmission Grid.

7. Structure of the Access Code for Transmission

Section	Title
Access Code for Transmission	Access Code for Transmission
Attachment A	Transmission Model
Attachment B	Subscription and Allocation of Transmission Services
Attachment C	C1: General operating procedures C2: Interruption constraints of end user domestic exit points C3: Operating procedures for quality conversion services C4: Specific requirements
Attachment D	Metering Procedures
Attachment E	Congestion Management
Attachment F	Incident Management
Attachment G	Electronic Data Platform
Attachment H	Forms
	Electronic Data Platform



ACCESS CODE FOR TRANSMISSION

Attachment A:

Transmission Model

Table of contents

Table of contents	2
1 Definitions	5
1.1 Naming conventions	5
1.2 List of definitions	6
2 Application area.....	27
3 Services	27
3.1 Entry and Exit Services	27
3.1.1 Overview and characteristics of subscribed MTSR of Entry and Exit Services	27
3.1.2 Energy MTSR (EMTSR) and Volume MTSR (VMTSR).....	31
3.1.3 Capacity Exceedings	32
3.2 Wheelings and OCUC (Operational Capacity Usage Commitments)	35
3.3 Cross Border Delivery Service	36
3.4 Zee Platform Service	36
3.5 Quality Conversion Services H→L	37
3.6 Quality Conversion Services L→H	38
3.7 ZTP Trading Services	38
3.7.1 Overview on the ZTP Trading Services	38
3.7.2 Imbalance Pooling Service.....	39
3.7.3 Imbalance Transfer Service.....	40
3.8 Substitution Services	46
3.8.1 Capacity Conversion Service	46
3.8.2 Reshuffling Service.....	46
3.8.3 L/H Capacity switch Service.....	47
4 Nominations, Metering and Allocations.....	49
4.1 Overview	49
4.2 Nominations	49
4.3 Metering	49
4.4 Allocations.....	49
5 Balancing	50
5.1 Balancing obligations for Grid Users	51
5.2 Consideration of Net Confirmed Title Transfers into Grid User Balancing Position	52
5.3 Balancing Settlements	52
5.3.1 Market Threshold ($MT_{h,z}^+$; $MT_{h,z}^-$).....	52
5.3.2 Within-Day balancing position before settlement.....	53
5.3.3 Within-Day Market Excess	54
5.3.4 Within-Day Market Shortfall	55
5.3.5 Within-Day balancing position after settlement.....	56
5.3.6 End-of-Day Market Excess and End-of-Day Market Shortfall	57
5.3.7 End-of-Day Settlements in case of End-of-Day Market Excess	57
5.3.8 End-of-Day Settlements in case of End-of-Day Market Shortfall	58
5.3.9 End-of-Day balancing position after settlement.....	59
5.4 Allocation Settlements.....	59
5.4.1 Allocation Settlement Grid User Sale	59
5.4.2 Allocation Settlement Grid User Purchase.....	59
6 Invoicing.....	59
6.1 General	59
6.2 Monthly Invoice	61
6.2.1 Monthly Capacity Fees	61
6.2.2 Monthly Variable Flex Fee	66
6.2.3 Monthly Zee Platform Fee	67
6.2.4 Monthly Quality Conversion H->L	68
6.2.5 Monthly Capacity Fee Quality Conversion L->H	68
6.2.6 Monthly Fee for implicitly allocated Transmission Services at the Zeebrugge Interconnection Point for Imbalance Transfer Service	69
6.2.7 Monthly Energy In Cash Fee	69
6.2.8 Monthly Allocation Settlement Fees.....	70
6.2.9 Monthly Transmission Imbalance Fees.....	70
6.2.10 Monthly Odourisation Fees.....	71

6.2.11	Monthly Fixed ZTP Trading Services.....	71
6.2.12	Capacity Exceedings.....	72
6.2.13	Monthly Administrative Fees.....	72
6.3	Monthly Self-billing Invoice.....	73
6.3.1	Monthly Allocation Settlement Grid User Sales Fees.....	73
6.4	Monthly COM2 Invoice.....	73
6.4.1	Shortfall Monthly Balancing Settlement Fee.....	73
6.4.2	Monthly Balancing Neutrality Charge Fee.....	73
6.5	Monthly COM2 Self-Billing Invoice.....	74
6.5.1	Excess Monthly balancing settlement Fee.....	74
6.5.2	Monthly Balancing Neutrality Charge Fee.....	74
	Table of contents.....	2
1	Definitions.....	4
1.1	Naming conventions.....	4
1.2	List of definitions.....	5
2	Application area.....	25
3	Services.....	25
3.1	Entry and Exit Services.....	25
3.1.1	Overview and characteristics of subscribed MTSR of Entry and Exit Services.....	25
3.1.2	Energy MTSR (EMTSR) and Volume MTSR (VMTSR).....	29
3.1.3	Capacity Exceedings.....	30
3.2	Wheelings and OCUC (Operational Capacity Usage Commitments).....	32
3.3	Cross Border Delivery Service.....	33
3.4	Zee Platform Service.....	34
3.5	Quality Conversion Services H→L.....	35
3.6	Quality Conversion Services L→H.....	36
3.7	Capacity Pooling Services.....	36
3.8	ZTP Trading Services.....	36
3.8.1	Overview on the ZTP Trading Services.....	36
3.8.2	Imbalance Transfer Service.....	36
3.9	UK Compliancy Adjustment Service.....	37
3.9.1	UK Compliant Natural Gas.....	37
3.9.2	UK Gas Quality Constraint.....	38
3.9.3	The UK Pollution Fee.....	39
3.10	Imbalance Pooling Service.....	41
3.11	Capacity Conversion Service.....	42
4	Nominations, Metering and Allocations.....	43
4.1	Overview.....	43
4.2	Nominations.....	43
4.3	Metering.....	43
4.4	Allocations.....	43
4.5	Scheduling fees.....	44
5	Balancing.....	45
5.1	Balancing obligations for Grid Users.....	45
5.2	Consideration of Net Confirmed Title Transfers into Grid User Balancing Position.....	46
5.3	Balancing Settlements.....	46
5.3.1	Market Threshold (MT _{h,z} ; MT _{h,z}).....	46
5.3.2	Within Day balancing position before settlement.....	47
5.3.3	Within Day Market Excess.....	48
5.3.4	Within Day Market Shortfall.....	49
5.3.5	Within Day balancing position after settlement.....	50
5.3.6	End of Day Market Excess and End of Day Market Shortfall.....	51
5.3.7	End of Day Settlements in case of End of Day Market Excess.....	51
5.3.8	End of Day Settlements in case of End of Day Market Shortfall.....	52
5.3.9	End of Day balancing position after settlement.....	53
5.4	Allocation Settlements.....	53
5.4.1	Allocation Settlement Grid User Sale.....	53
5.4.2	Allocation Settlement Grid User Purchase.....	53
6	Invoicing.....	54
6.1	General.....	54

6.2	Monthly Fix Invoice	55
6.2.1	Monthly Capacity Fees	55
6.2.2	Monthly Variable Flex Fee	60
6.2.3	Monthly Capacity Pooling Service Fee	61
6.2.4	Monthly Zee Platform Fee	61
6.2.5	Monthly Quality Conversion H > L Capacity Fee	61
6.2.6	Monthly Quality Conversion L > H Capacity Fee	62
6.2.7	Monthly Fix ZTP Trading Services Fee	62
6.2.8	Monthly Fee for implicitly allocated Transmission Services at the Zeebrugge Interconnection Point for Imbalance Transfer Service	62
6.3	Monthly COM Invoice	63
6.3.1	Monthly COM Invoice	63
6.3.2	Monthly COM Self-billing Invoice	65
6.3.3	Monthly COM2 Invoice	66
6.3.4	Monthly COM2 Self Billing Invoice	66
6.4	Monthly VAR Invoice	66
6.4.1	Monthly Incentive Fees	66
6.5	Monthly ADM Invoice	67
6.5.1	Monthly Administrative Fees	67

1 Definitions

Unless the context requires otherwise, the definitions set out in the Attachment 3 of the STA apply to this Attachment A. Capitalized words and expressions used in this Attachment A which are not defined in the Attachment 3 of the STA shall have the following meaning:

1.1 Naming conventions

The variables and parameters used in this Attachment are named according to the following naming conventions, unless indicated otherwise:

- indices to *sum* function (e.g. $\sum_{indice} variable_i$), *max* and *min* functions :
 - d = sum of values per hour of Gas Day d
 - m = sum of values per Gas Day d of Gas Month m
 - $zone$ = sum of values of all Interconnection Points or Domestic Exit Points of the Zone, as specified
 - (*all*) *Grid Users* = sum of values for all Grid Users
- indices : h = hourly; d = daily; m = monthly; y = yearly
- indices : f = forecast; r = real (actual)
- index: a = auction
- prefix (tariffs) : T = Regulated Tariff
- prefix : E = Entry; X = Exit
- prefix (nominations, allocations) : E = Energy; V = Volume
- suffix : M = Metering; N = Nomination; A = Allocation
- suffix prime (') = final (allocation) or last (nomination); no quote means provisional (allocation) or initial (nomination)
- suffix m = matched
- suffix * = before settlement; no suffix means after settlement
- indices (exceedings) : p = peak; np = non-peak
- prefix (incentives) : E = Excess or Exceeding; S = Shortfall; I = Incentives
- indices (capacity services): e = Entry; x = Exit, dl = Direct Line
- indices (capacity type): f = Firm; b = Backhaul; i = Interruptible; io = Operational Interruptible
- indices (rate type): y = Yearly; s = Seasonal; st = Short Term; ff = Fix/Flex
- indices (Point): IP = Interconnection Point; XP = Domestic Exit Point, z = Zone

- indices ts = Transmission Service; ct = Capacity Type; rt = Rate Type; rs = Reshuffling Service
- indices (market): 1m = Primary Market; 2m = Secondary Market,
- indices (Grid User): g = Grid User,
- indices qcs = Quality Conversion Service; bl = base load; pl = peak load; sl = seasonal load,
- indices (implicit allocation): ia = implicit allocation; h-n = a previous hour in the same Gas Day; shortfall = shortfall transfer service charge; excess = excess transfer service charge

1.2 List of definitions

The following term is defined as:

The variables and parameters used in this Agreement are listed hereunder:

$AS_{d,z,g}$	Allocation Settlement – daily value per Grid User per Zone, compensating the difference between allocations based on provisional data and allocations based on final data, expressed in kWh, as provided for in section 5.45.4 .
$ASGP_{d,z,g}$	Allocation Settlement Grid User Purchase – daily value per Grid User per Zone, purchase compensating a negative Allocation Settlement ($AS_{d,z,g}$), expressed in €, as provided for in section 5.45.4 .
$ASGS_{d,z,g}$	Allocation Settlement Grid User Sale – daily value per Grid User per Zone, sale compensating a positive Allocation Settlement ($AS_{d,z,g}$), expressed in €, as provided for in section 5.45.4 .
$CGCV_z$	Conversion Gross Calorific Value – fix conversion factor per Zone z , expressed in kWh/m ³ (n) for conversion of a MTSR subscribed in m ³ (h)/h towards kWh/h, which is equal to 11.3 for H calorific gas and to 9.8 for L calorific gas.
D_{dl}	Distance of Direct Line – expressed in km; as provided for in section 6.2.1.3 6.2.1.3 .
$D'_{h,IP}$	Degree of UK Pollution validated hourly value per Interconnection Point, as provided for in section 3.9.3.4.
$D'_{h,Hzone}$	Degree of UK Pollution validated hourly value for the H zone, as provided for in section 3.9.3.4.
$DPRS_{XP}$	Dedicated Pressure Reduction Station – value per Domestic Exit Point; physical characteristic of a Domestic Exit Point; equals 1 if the Domestic Exit Point is equipped with a DPRS, and 0 otherwise, may be any value between 0 and 1 for Distribution Domestic Exit Points; as provided for in section 6.2.1.2 6.2.1.2 .

$EBP_{d,z}$ Excess Balancing Price ($EBP_{d,z}$) – daily value per Zone; the lowest price of any sales in which the TSO is involved in respect of the Gas Day; for the considered Zone z ; expressed in €/kWh.

In case the TSO has not been able to totally or partially sell the Natural Gas compensating for the considered Market Excess ($ME_{d,z}$) in L-Zone, it will do so in the H-zone. In case of a quantity sold in H-Zone for compensating a Market Excess ($ME_{d,z}$) in the L-Zone, the price at which the TSO has sold the gas in the H-Zone in respect of the Gas Day will be decreased with a corresponding conversion fee in accordance with the applicable regulated tariff for a daily Firm Peak Load Gas Quality Conversion Service L→H offered by Fluxys Belgium, corresponding to the Firm capacity needed to convert such quantity in one hour.

$EBP_{h,z}$ Excess Balancing Price ($EBP_{h,z}$) – hourly value per Zone; the lowest price of any sales in which the TSO is involved in respect of the gas hour; for the considered Zone z ; expressed in €/kWh.

In case the TSO has not been able to totally or partially sell the Natural Gas compensating for the considered Market Excess ($ME_{h,z}$) in L-Zone, it will do so in the H-zone. In case of a quantity sold in H-Zone for compensating a Market Excess ($ME_{h,z}$) in the L-Zone, the Excess Balancing Price ($EBP_{h,z}$) will be decreased with a corresponding conversion fee in accordance with the applicable regulated tariff for a daily Firm Peak Load Gas Quality Conversion Service L->H, corresponding to the Firm capacity needed to convert such quantity in one hour.

The Balancing Price for each Market Excess shall be published on the Electronic Data Platform.

$EBSP_{d,z}$ Excess Balancing Settlement Price ($EBSP_{d,z}$) – daily value per Zone z ; determined in accordance with ~~5.3.7~~5.3.7 and ~~5.3.8~~5.3.8; expressed in €/kWh. The Excess Balancing Settlement Price ($EBSP_{d,z}$) will be published on the Electronic Data Platform for each End-of-Day Market Excess.

$EBSP_{h,z}$ Excess Balancing Settlement Price ($EBSP_{h,z}$) – hourly value per Zone z ; determined in accordance with ~~5.3.3~~5.3.3; expressed in €/kWh. The Excess Balancing Settlement Price ($EBSP_{h,z}$) will be published on the Electronic Data Platform for each Within-day Market Excess.

$ECG_{h,z}$ Excess Causing Grid Users – hourly list of Grid Users causing the Market Excess for the considered hour h , for the considered Zone z , as set out in ~~5.3.3~~5.3.3.

EA'_h	Energy (final) Allocation – hourly value per Grid User and per Connection Point; expressed in kWh; as provided for in section 3.1.3.1.3 .
EEA'_h	Entry Energy (final) Allocation – hourly value per Grid User and per Connection Point; positive value expressed in kWh; as provided for in section 4.4.4 .
EEA_h	Entry Energy (provisional) Allocation – hourly value per Grid User and per Connection Point; positive value expressed in kWh; as provided for in section 4.4.4 .
EEE_d	Exceeding of Entry Energy – daily value per Grid User and per Connection Point; expressed in kWh/h; daily maximum of exceeding of entry energy, as provided for in section 3.1.3.1.3.1 .
$EEE_{m,np}$	Non-Peak Exceeding of Entry Energy – monthly value per Grid User and per Connection Point; expressed in kWh/h; sum of EEE_d over Month m , less $EEE_{m,p}$, as provided for in section 3.1.3.1.3.1 .
$EEE_{m,p}$	Peak Exceeding of Entry Energy – monthly value per Grid User and per Connection Point; expressed in kWh/h; maximum of EEE_d over Month m , as provided for in section 3.1.3.1.3.1 .
EEN_h	Entry Energy (initial) Nomination – hourly value per Grid User and per Connection Point; positive value expressed in kWh; nomination received by the TSO before 14:00 hours of Gas Day $d-1$ and accepted by the TSO, as provided for in section 4.2.4.2 .
EEN'_h	Entry Energy (last) Nomination – hourly value per Grid User and per Connection Point; positive value expressed in kWh; last nomination confirmed by the TSO, as provided for in section 4.2.4.2 .
EEN'^m_h	Entry Energy (last) Nomination – matched - hourly value per Grid User and per Connection Point; positive value expressed in kWh; last nomination confirmed by the TSO, as provided for in section 4.2.4.2 .
$EIMTSR_h$	Energy Interrupted Maximum Transmission Services Right – hourly value per Grid User and per Interconnection Point or Domestic Exit Point; expressed in kWh; the part of $MTSR_i$ and/or $MTSR_{i_o}$ and/or $MTSR_b$ that is interrupted at hour h , as provided for in section 3.1.1.3.1.1 .
EM'_h	Energy (final) Measurement – hourly value per Interconnection Point or Domestic Exit Point; expressed in kWh; as provided for in section 3.8.3.4 .

EM_h	Energy (provisional) Measurement – hourly value per Interconnection Point or Domestic Exit Point; expressed in kWh; as provided for in section 4-4 .
$EMTSR_d$	Energy MTSR – daily value per Interconnection Point or Domestic Exit Point; expressed in kWh/h; as provided for in section 3.1.23-1-2 .
EVA'_h	Entry Volume (final) Allocation – hourly value per Grid User and per Interconnection Point; positive value expressed in m ³ (n); as provided for in section 44 .
EVA_h	Entry Volume (provisional) Allocation – hourly value per Grid User and per Interconnection Point; positive value expressed in m ³ (n); as provided for in section 3.8.34 .
EVM'_h	Entry Volume (final) Measurement – hourly value per Interconnection Point; expressed in m ³ (n); as provided for in section 3.8.34 .
EVM_h	Entry Volume (provisional) Measurement – hourly value per Interconnection Point; expressed in m ³ (n); as provided for in section 3.8.34 .
EXE_d	Exceeding of Exit Energy – daily value per Grid User and per Domestic Exit Point or Interconnection Point; expressed in kWh/h, daily maximum of exceeding of hourly exit energy, as provided for in section 3.1.33-1-3 .
$EXE_{m,np}$	Non-Peak Exceeding of Exit Energy – monthly value per Grid User and per Domestic Exit Point or Interconnection Point; expressed in kWh/h; sum of EXE_d over Month m , less $EXE_{m,p}$, as provided for in section 3.1.33-1-3 .
$EXE_{m,p}$	Peak Exceeding of Exit Energy – monthly value per Grid User and per Domestic Exit Point or Interconnection Point; expressed in kWh/h; maximum of EXE_d over Month m , as provided for in section 3.1.33-1-3 .
$GBP^*_{d,z,g}$	Grid User Balancing Position before settlement – End-of-Day hourly value per Grid User per Zone, for the last hour of the considered Gas Day d , expressed in kWh, based on provisional allocation values, as provided for in section 5.3.65-3-6 .
$GBP_{d,z,g}$	Grid User Balancing Position after settlement – End-of-Day hourly value per Grid User per Zone, for the last hour of the considered Gas Day d , expressed in kWh, based on provisional allocation values, as provided for in section 5.3.95-3-9 .
$GBP^*_{h,z,g}$	Grid User Balancing Position before settlement – hourly value per Grid User per Zone, expressed in kWh, based on provisional allocation values, as provided for in section 5.3.15-3-1 .

$GBP_{h,z,g}$	Grid User Balancing Position after settlement – hourly value per Grid User per Zone, expressed in kWh, based on provisional allocation values, as provided for in section 5.3.5.3.5 .
GCV'_h	Gross Calorific Value (final) – hourly value per Interconnection Point or Domestic Exit Point; expressed in kWh/m ³ (n); as provided for in section 3.1.23.1.2 .
GCV_h	Gross Calorific Value (provisional) – hourly value per Interconnection Point or Domestic Exit Point; expressed in kWh/m ³ (n); as provided for in section 3.1.23.1.2 .
$GE_{d,z,g}$	Grid User Excess – End-of-Day hourly value per Grid User per Zone, for the last hour of the considered Gas Day d , based on provisional values, expressed in kWh, as provided for in section 5.3.65.3.6 .
$GE_{h,z,g}$	Grid User Excess – hourly value per Grid User and per Zone, based on provisional values, expressed in kWh, as provided for in section 5.3.35.3.3 .
$GEBS_{d,z,g}$	Grid User Excess Balancing Settlement – End-of-Day value per Grid User and per Zone, based on provisional data, expressed in €; as provided for in section 5.3.75.3.7 .
$GEBS_{h,z,g}$	Grid User Excess Balancing Settlement – hourly value per Grid User and per Zone, based on Provisional data, expressed in €; as provided for in section 5.3.35.3.3 .
GP_d	Gas Price – reference price for Gas Day d – daily value; expressed in €/kWh. Fluxys Belgium will publish on its website – transmission tariff web-page – the currently applicable price reference together with the list of previous used references with their associated validity period. Such applicable price reference can change over time, subject to a notification by Fluxys Belgium to the market with pre-notice period of at least 1 month.
$GS_{d,z,g}$	Grid User Shortfall – End-of-Day hourly value per Grid User and per Zone, for the last hour of the considered Gas Day d , based on provisional values, expressed in kWh, as provided for in section 5.3.65.3.6 .
$GS_{h,z,g}$	Grid User Shortfall – hourly value per Grid User and per Zone, based on provisional values, expressed in kWh, as provided for in section 5.3.45.3.4 .
$GSBS_{d,z,g}$	Grid User Shortfall Balancing Settlement – End-of-Day value per Grid User g and per Zone z , based on provisional data, expressed in €, as provided for in section 5.3.85.3.8 .

$GSBS_{h,z,g}$	Grid User Shortfall Balancing Settlement – hourly value per Grid User g and per Zone z , based on Provisional data, expressed in €, as provided for in section 5.3.4 5.3.4 .
h	Hour – Period of 60 minutes, beginning at a full hour and ending at the next succeeding full hour, and identified by the beginning as herein defined.
$I_{h,z,g}$	Imbalance – hourly value in kWh per Zone and per Grid User; based on provisional values; as provided for in section 5.3.1 5.3.1 .
$I_{h,g,for\ allocation\ GDLux}$	Imbalance for GD Lux – hourly value – hourly imbalance in Grand Duchy Luxemburg for hour h and per Grid User g ; based on the sum of provisional hourly Entry Allocation in energy on the Remich Interconnection Point (border between Germany and Great Duchy Luxemburg) and the provisional hourly Exit Allocations in energy (negative values) on the Domestic Exit Points in the Great Duchy Luxemburg.
$IEEE_{m,np}$	Incentives for Exceeding Entry Energy (non-peak) – monthly value per Grid User and per Interconnection Point; expressed in €; as provided for in section 3.1.3 3.1.3 .
$IEEE_{m,p}$	Incentives for Exceeding Entry Energy (peak) – monthly value per Grid User and per Interconnection Point; expressed in €; as provided for in section 3.1.3 3.1.3 .
$IEXE_{m,np}$	Incentives for Excess of Exit Energy (non-peak) – monthly value per Grid User and per Interconnection Point or Domestic Exit Point; expressed in €; as provided for in section 3.1.3 3.1.3 .
$IEXE_{m,p}$	Incentives for Excess of Exit Energy (peak) – monthly value per Grid User and per Interconnection Point or Domestic Exit Point; expressed in €; as provided for in section 3.1.3 3.1.3 .
HXS_m	Incentives for Initial Exit Scheduling – monthly value per Grid User and per Domestic Exit Point; expressed in €; as provided for in section 4.5.
$ILXS_m$	Incentives for Last Exit Scheduling – monthly value per Grid User and per Domestic Exit Point; expressed in €; as provided for in section 4.5.
$IPT_{h,z,g}$	Imbalance Pooling Transfer – hourly value in kWh per Zone and per Grid User; based on provisional values; as provided for in section 1.13.10 .
IXS_h	Initial Exit Scheduling – hourly value per Grid User and per Domestic Exit Point; expressed in kWh; as provided for in section 4.5.

~~LXS_h~~ — ~~Last Exit Scheduling — hourly value per Grid User and per Domestic Exit Point, expressed in kWh; as provided for in section 4.5.~~

$MBP_{d,z}$ Market Balancing Position after settlement – End-of-Day hourly value per Zone for the last hour of the considered Gas Day; expressed in kWh; as provided for in section ~~5.3.9~~5.3.9.

$MBP^*_{d,z}$ Market Balancing Position before settlement – End-of-Day hourly value per Zone, for the last hour of the considered Gas Day; expressed in kWh; as provided for in section ~~5.3.6~~5.3.6.

$MBP_{h,z}$ Market Balancing Position after settlement – hourly value per Zone; expressed in kWh; as provided for in section ~~5.3.5~~5.3.5.

$MBP^*_{h,z}$ Market Balancing Position before settlement – hourly value per Zone; expressed in kWh; as provided for in section ~~5.3.1~~5.3.1.

$ME_{d,z}$ Market Excess – End-of-Day hourly value per Zone for the last hour of the considered Gas Day; based on provisional values, expressed in kWh, positive value; as provided for in section ~~5.3.6~~5.3.6.

$ME_{h,z}$ Market Excess – hourly value per Zone; based on provisional values, expressed in kWh; as provided for in section ~~5.3.3~~5.3.3.

Monthly Administrative Fee

Amounts, invoiced to and payable by Grid User on a monthly basis based on the performed assignment transactions on the secondary market, cancellations and the subscribed real time data delivery service on the Electronic Data Platform, invoiced with the Monthly ~~ADM~~ Invoice in accordance with the Standard Transmission Agreement (STA – Attachment 2 – Article 6), section 6 of this Attachment and the Regulated Tariffs.

Monthly Allocation Settlement Fee

Amounts payable by or to Grid User on a monthly basis based on the difference between the provisional and final allocations, invoiced with the Monthly ~~COM~~ Invoice or with the Monthly ~~COM~~ Self-billing Invoice in accordance with the Standard Transmission Agreement (STA – Attachment 2 – Article 6), section 6 of this Attachment and the Regulated Tariffs.

Monthly Allocation Settlement Purchase Fee

Amounts, invoiced to and payable by Grid User on a monthly basis based on the subscribed Transmission Services, invoiced with the Monthly ~~COM~~ Invoice in accordance with the Standard Transmission Agreement (STA – Attachment 2 – Article 6), section 6 of this Attachment and the Regulated Tariffs.

Monthly Allocation Settlement Sale Fee

Amounts, invoiced to and payable to Grid User on a monthly basis based on the subscribed Transmission Services, invoiced with the Monthly ~~COM~~ Self-billing Invoice in accordance with the Standard Transmission Agreement (STA – Attachment 2 – Article 6), section 6 of this Attachment and the Regulated Tariffs.

Monthly Capacity Fee for implicitly allocated Transmission Services for Zeebrugge

Amounts, invoiced to and payable by Grid User on a monthly basis based on the implicit allocation of Transmission Services invoiced with the Monthly ~~FIX~~ Invoice in accordance with the Standard Transmission Agreement (STA – Attachment 2 – Article 6), section 6 of this Attachment and the Regulated Tariffs.

Monthly Capacity Fee for Quality Conversion H->L

Amounts, invoiced to and payable by Grid User on a monthly basis based on the subscribed Quality Conversion H->L Services, invoiced with the Monthly ~~FIX~~ Invoice in accordance with the Standard Transmission Agreement (STA – Attachment 2 – Article 6), section 6 of this Attachment and the Regulated Tariffs.

Monthly Capacity Fee for Quality Conversion L->H

Amounts, invoiced to and payable by Grid User on a monthly basis based on the subscribed Quality Conversion H->L Services, invoiced with the Monthly ~~FIX~~ Invoice in accordance with the Standard Transmission Agreement (STA – Attachment 2 – Article 6), section 6 of this Attachment and the Regulated Tariffs.

~~*Monthly Capacity Pooling Service Fee*~~

~~Amounts, invoiced to and payable by Grid User on a monthly basis based on the subscribed Capacity Pooling Services, invoiced with the Monthly ~~FIX~~ Invoice in accordance with the Standard Transmission Agreement (STA – Attachment 2 – Article 6) section 6 of this Attachment and the Regulated Tariffs.~~

~~*Monthly COM2 Invoice*~~

~~Amounts, payable by Grid User on a monthly basis, in accordance with the Standard Transmission Agreement (STA – Attachment 2 – Article 6), section 6 of this Attachment and the Regulated Tariffs.~~

~~*Monthly COM2 Self-billing Invoice*~~

~~Amounts, payable to Grid User on a monthly basis, in accordance with the Standard Transmission Agreement (STA – Attachment 2~~

~~— Article 6), section 6 of this Attachment and the Regulated Tariffs.~~

Monthly Energy in Cash Fee

Amounts, payable by Grid User on a monthly basis, based on the transmitted quantities, invoiced with the Monthly ~~COM~~ Invoice, in accordance with the Standard Transmission Agreement (STA – Attachment 2 – Article 6), section 6 of this Attachment and the Regulated Tariffs.

~~Monthly Variable Fee for Quality Conversion H > L~~

~~Amounts, payable by Grid User on a monthly basis, based on the converted quantities by the Quality Conversion H > L Service, invoiced with the Monthly COM Invoice, in accordance with the Standard Transmission Agreement (STA – Attachment 2 – Article 6), section 6 of this Attachment and the Regulated Tariffs.~~

Monthly DPRS Fee

Component of the Monthly Capacity Fee, invoiced to and payable by Grid User on a monthly basis, based on the Subscribed Transmission Services, invoiced with the Monthly ~~FIX~~ Invoice, in accordance with the Standard Transmission Agreement (STA – Attachment 2 – Article 6), section 6 of this Attachment and the Regulated Tariffs.

Monthly Fixed Fees for ZTP Trading Services

Amounts, invoiced to and payable by Grid User on a monthly basis based on the subscribed ZTP Trading Services, invoiced with the Monthly ~~FIX~~ Invoice in accordance with the Standard Transmission Agreement (STA – Attachment 2 – Article 6), section 6 of this Attachment and the Regulated Tariffs.

Monthly Incentive Fee

Amounts, invoiced to and payable by Grid User on a monthly basis, for the Capacity Exceedings and Balancing Incentives, invoiced with the Monthly ~~VAR~~ Invoice in accordance with the Standard Transmission Agreement (STA – Attachment 2 – Article 6), section 6 of this Attachment and the Regulated Tariffs.

Monthly Neutrality Charge Fee

Fee payable by or to be paid to Grid User on a monthly basis to cover the balancing costs as determined on the basis of the Regulated Tariffs.

Monthly Odourisation Fee

Amounts, invoiced to and payable by Grid User on a monthly basis, for the odourisation of the Natural Gas, invoiced with the Monthly ~~COM~~-Invoice in accordance with the Standard Transmission Agreement (STA – Attachment 2 – Article 6), section 6 of this Attachment and the Regulated Tariffs.

~~Monthly Scheduling Fee~~

~~Amounts, invoiced to and payable by Grid User on a monthly basis, based on the inaccuracies in the Nominations, invoiced by the Monthly COM Invoice in accordance with the Standard Transmission Agreement (STA – Attachment 2 – Article 6), section 6 of this Attachment and the Regulated Tariffs.~~

Monthly Settlement Fee

Amounts, payable by Grid User on a monthly basis based on the Grid User Balancing Position and the Market Balancing Position, invoiced with the Monthly ~~COM~~-Invoice, in accordance with this Standard Transmission Agreement (STA – Attachment 2 – Article 6 section 6 of this Attachment and the Regulated Tariffs.

Monthly Transmission Imbalance Settlement Fee

Amounts, payable by Grid User on a monthly basis based on Transmission Imbalance, invoiced with the Monthly ~~COM~~ Invoice, in accordance with the Standard Transmission Agreement (STA – Attachment 2 – Article 6), section 6 of this Attachment and the Regulated Tariffs.

Monthly Variable Fee for Quality Conversion H->L

Amounts, payable by Grid User on a monthly basis, based on the converted quantities by the Quality Conversion H->L Service, invoiced with the Monthly COM-Invoice, in accordance with the Standard Transmission Agreement (STA – Attachment 2 – Article 6), section 6 of this Attachment and the Regulated Tariffs.

~~Monthly UK Compliancy Adjustment Fee~~

~~Amounts, invoiced to and payable by Grid User on a monthly basis, for the UK compliancy adjustment service, invoiced with the Monthly COM Invoice in accordance with the Standard Transmission Agreement (STA – Attachment 2 – Article 6), section 6 of this Attachment and the Regulated Tariffs.~~

Monthly Variable Fees for ZTP Trading Services

Amounts, invoiced to and payable by Grid User on a monthly basis, based on traded/transferred quantities of Gas through ZTP Trading Services, invoiced with the Monthly ~~COM~~-Invoice in accordance with the Standard Transmission Agreement (STA –

Attachment 2 – Article 6), section 6 of this Attachment and the Regulated Tariffs

Monthly Zee Platform Fee

Amounts, invoiced to and payable by Grid User on a monthly basis based on the subscribed Zee Platform Services, invoiced with the Monthly ~~FIX~~-Invoice in accordance with the Standard Transmission Agreement (STA – Attachment 2 – Article 6), section 6 of this Attachment and the Regulated Tariffs.

<i>MP_{XP}</i>	Medium Pressure – value per Domestic Exit Point; physical characteristic of a Domestic Exit Point; equals 1 if the Domestic Exit Point is on a MP-grid, and 0 if the Domestic Exit Point is on a HP-grid; may be any value between 0 and 1 for Domestic Exit Points of type ARS, as provided for in section 6.2.1.2 6.2.1.2 .
<i>MS_{d,z}</i>	Market Shortfall – End-of-Day hourly value per Zone for the last hour of the considered Gas Day, based on provisional values; expressed in kWh; as provided for in section 5.3.6 5.3.6 .
<i>MS_{h,z}</i>	Market Shortfall – hourly value per Zone, based on provisional values; expressed in kWh, positive value; as provided for in section 5.3 5.3 .
<i>MT⁺_{h,z}</i>	Market Threshold – upper limit – hourly value per Zone, as provided for in section 5.3.1 5.3.1 .
<i>MT_{h,z}</i>	Market Threshold – lower limit – hourly value per Zone, as provided for in section 5.3.1 5.3.1 .
<i>MTSR</i>	Maximum Transmission Services Right – value per Grid User and per Interconnection Point or Domestic Exit Point; expressed in kWh/h; as provided for in section 3.
<i>MTSRBB</i>	Maximum Transmission Services Right Buy-Back – value per Grid User and per Interconnection Point that is bought back through the buy-back procedures from Grid User by TSO; expressed in kWh/h; as provided for in section 3.
<i>MTSR_{1m}</i>	Maximum Transmission Services Right – Primary Market – value per Grid User and per Interconnection Point or Domestic Exit Point; subscribed on the Primary market; expressed in kWh/h.
<i>MTSR_{2m}</i>	Maximum Transmission Services Right – Secondary Market – value per Grid User and per Interconnection Point or Domestic Exit Point, traded on the Secondary market, positive value if bought and a negative value if sold; expressed in kWh/h.

<i>MTSR_b</i>	Maximum Transmission Services Right – Backhaul – value per Grid User and per Interconnection Point; expressed in kWh/h; as provided for in section 3.
<i>MTSR_{cbds}</i>	Maximum Transmission Services Right – Cross Border Delivery Service – value per Grid User and per Interconnection Point; expressed in kWh/h; as provided in section 3.3.3 .
<i>MTSR_d</i>	Maximum Transmission Services Right – value per Grid User and per Interconnection Point or Domestic Exit Point for considered Gas Day <i>d</i> ; expressed in kWh/h; as provided for in section 3.
<i>MTSR_{d,ct,y,XP,g}</i>	Maximum Transmission Services Right for Gas Day <i>d</i> for Capacity Type <i>ct</i> , of the Yearly Rate Type <i>y</i> , at Domestic Exit Point <i>XP</i> for Grid User <i>g</i> ; expressed in kWh/h; as provided for in section 3.
<i>MTSR_{d,ct,s,XP,g}</i>	Maximum Transmission Services Right for Gas Day <i>d</i> for Capacity Type <i>ct</i> , of the Seasonal Rate Type <i>s</i> , at Domestic Exit Point <i>XP</i> for Grid User <i>g</i> ; expressed in kWh/h; as provided for in section 3.
<i>MTSR_{d,ct,st,XP,g}</i>	Maximum Transmission Services Right for Gas Day <i>d</i> for Capacity Type <i>ct</i> , of the Short Term Rate Type <i>st</i> , at Domestic Exit Point <i>XP</i> for Grid User <i>g</i> ; expressed in kWh/h; as provided for in section 3.
<i>MTSR_{d,ct,ff,XP,g}</i>	Maximum Transmission Services Right for Gas Day <i>d</i> for Capacity Type <i>ct</i> , of the Fix/Flex Rate Type, at Domestic Exit Point <i>XP</i> for Grid User <i>g</i> ; expressed in kWh/h; as provided for in section 6.
<i>MTSR_{d,dl,y,XP,g}</i>	Maximum Transmission Services Right for Gas Day <i>d</i> for Direct Line <i>dl</i> , of the Yearly Rate Type, at Domestic Exit Point <i>XP</i> for Grid User <i>g</i> ; expressed in kWh/h; as provided for in section 6.
<i>MTSR_{d,dl,s,XP,g}</i>	Maximum Transmission Services Right for Gas Day <i>d</i> for Direct Line <i>dl</i> , of the Seasonal Rate Type, at Domestic Exit Point <i>XP</i> for Grid User <i>g</i> ; expressed in kWh/h; as provided for in section 6.
<i>MTSR_{d,ip1,ip2,ocuc,g}</i>	Maximum Transmission Services Right – OCUC – value per Grid User and for Entry at Interconnection Point 1 and Exit at Interconnection Point 2 for considered Gas Day <i>d</i> ; expressed in kWh/h; as provided for in section 6.2.1.5 .
<i>MTSR_{d,ip1,ip2,w,g}</i>	Maximum Transmission Services Right – Wheeling – value per Grid User and for Entry at Interconnection Point 1 and Exit at Interconnection Point 2 for considered Gas Day <i>d</i> ; expressed in kWh/h; as provided for in section 6.2.1.4 .
<i>MTSR_{d,QCH->L,bl,g}</i>	Maximum Transmission Services Right – Quality Conversion H->L, for the Quality Conversion Service Base Load <i>bl</i> , value per

	Grid User for Installation Point “QC” for Gas Day d ; expressed in kWh/h; as provided for in section 6.2.46.2.5 .
$MTSR_{d,QCH->L,pl,ct,g}$	Maximum Transmission Services Right – Quality Conversion H->L, for the Quality Conversion Service Peak Load pl , for Capacity Type ct , value per Grid User for Installation Point “QC” for Gas Day d ; expressed in kWh/h; as provided for in section 6.2.46.2.5 .
$MTSR_{d,QCH->L,sl,g}$	Maximum Transmission Services Right – Quality Conversion H->L, for the Quality Conversion Service Seasonal Load sl , value per Grid User for Installation Point “QC” for Gas Day d ; expressed in kWh/h; as provided for in section 6.2.46.2.5 .
$MTSR_{d,QCL->H,g}$	Maximum Transmission Services Right – Quality Conversion L->H – value per Grid User for Installation Point “QC” for Gas Day d ; as provided for in section 6.2.426.2.6 .
$MTSR_{d,ts,ct,s,IP,g}$	Maximum Transmission Services Right for Gas Day d for Transmission Service ts , of Capacity Type ct , of the Seasonal Rate Type, at Interconnection Point IP for Grid User g ; expressed in kWh/h; as provided for in section 6.
$MTSR_{d,ts,ct,y,IP,g}$	Maximum Transmission Services Right for Gas Day d for Transmission Service ts , of Capacity Type ct , of the Yearly Rate Type, at Interconnection Point IP for Grid User g ; expressed in kWh/h; as provided for in section 6.
$MTSR_e$	Maximum Transmission Services Right – Entry – value per Grid User and per Interconnection Point; expressed in kWh/h; as provided for in section 3.1.23.1.2 .
$MTSR_f$	Maximum Transmission Services Right – Firm – value per Grid User and per Interconnection Point or Domestic Exit Point; expressed in kWh/h; as provided for in section 3.
$MTSR_{ff}$	Maximum Transmission Services Right – Fix/Flex – value per Grid User and per Domestic Exit Point, expressed in kWh/h; as provided for in section 3.13.1 .
$MTSR_i$	Maximum Transmission Services Right – Interruptible – value per Grid User and per Interconnection Point or Domestic Exit Point; expressed in kWh/h; as provided for in section 3.
$MTSR_{io}$	Maximum Transmission Services Right – Interruptible Operational – value per Grid User and per Installation Point; expressed in kWh/h; as provided for in section 3.
$MTSR_{ITS}$	Maximum Transmission Services Right – Imbalance Transfer Service – value per Grid User; expressed in kWh/h; as provided for in section 3.7.23.8.1 .

<i>MTSR_{ITSia}</i>	Maximum Transmission Services Right – Imbalance Transfer Service Implicit Allocation – value per Grid User; expressed in kWh/h; as provided for in section 3.7.23.8.1 .
<u><i>MTSR_{LHCS,Y}</i></u>	<u>Maximum Transmission Services Right eligible for L/H Capacity switch Service for Gas Year Y as provided for in section Error! Reference source not found.</u>
<i>MTSR_{QCH->L}</i>	Maximum Transmission Services Right – Quality Conversion H→L – value per Grid User on Installation Point “QC”, in kWh/h; as provided for in section 3.5.
<i>MTSR_{QCL->H}</i>	Maximum Transmission Services Right – Quality Conversion L->H – value per Grid User for Installation Point “QC”; expressed in kWh/h; as provided for in section 3.6.
<u><i>MTSR_{RS4}</i></u>	<u>Maximum Transmission Services Right eligible for Reshuffling Service - 4 years option; as provided for in section Error! Reference source not found.</u>
<u><i>MTSR_{RS5}</i></u>	<u>Maximum Transmission Services Right eligible for Reshuffling Service - 5 years option; as provided for in section Error! Reference source not found.</u>
<i>MTSR_s</i>	Maximum Transmission Services Right – Seasonal – value per Grid User and per Interconnection Point or Domestic Exit Point, expressed in kWh/h; as provided for in section 3.
<i>MTSR_{st}</i>	Maximum Transmission Services Right – Short Term – value per Grid User and per Domestic Exit Point, expressed in kWh/h; as provided for in section 3.
<i>MTSR_x</i>	Maximum Transmission Services Right – Exit – value per Grid User and per Interconnection Point or Domestic Exit Point; expressed in kWh/h; as provided for in section 3.
<i>MTSR_y</i>	Maximum Transmission Services Right – Yearly – value per Grid User and per Interconnection Point or per Domestic Exit Point; expressed in kWh/h; as provided for in section 3.
<i>MTSR_{zpf}</i>	Maximum Transmission Services Right – Yearly – unlimited MTSR per Grid User to transmit natural gas between Zee Platform Interconnection Points; on the conditions as set out in section 3.43.4 .
<i>MVFF_{g,XP,y,m}</i>	Monthly Variable Flex Fee – monthly value per Grid User <i>g</i> per Domestic Exit Point <i>XP</i> , for the calendar year <i>y</i> and for the month <i>m</i> ; expressed in €; as provided for in section 6.2.26.2.2 .
<i>NCPS_{d,g}</i>	Number of Capacity Pooling Services daily the number of End User Domestic Exit Points for which Grid User <i>g</i> has Capacity Pooling Services for Gas Day <i>d</i>, as provided for in section 6.2.2.

$NCTT_{h,g,z}$	Net Confirmed Title Transfers – provisional – hourly value per Zone per Grid User, expressed in kWh, positive values indicate net purchases, negative values indicate net sales, as described in ACT – Attachment C1.
$NCTT'_{h,g,z}$	Net Confirmed Title Transfers – final – hourly value per Zone and per Grid User, expressed in kWh, positive values indicate net purchases, negative values indicate net sales, as described in ACT – Attachment C1.
$NCTTP_{h,g,z}$	Net Confirmed Title Transfers for ZTP Physical Trading Services being the net values transferred to or from the Grid User Balancing Position via Zeebrugge in order to have balanced ZTP Physical Trading Services – provisional – hourly value per Zone per Grid User, expressed in kWh, positive values indicate net purchases, negative values indicate net sales, as described in ACT – Attachment C1.
$NCTTP'_{h,g,z}$	Net Confirmed Title Transfers for ZTP Physical Trading Services being the net values transferred to or from the Grid User Balancing Position via Zeebrugge in order to have balanced ZTP Physical Trading Services – final – hourly value per Zone and per Grid User, expressed in kWh, positive values indicate net purchases, negative values indicate net sales, as described in ACT – Attachment C1.
$NCTTN_{h,g,z}$	Net Confirmed Title Transfers for ZTP Notional Trading Services being the net values transferred to or from the Grid User Balancing Position via ZTP or ZTPL in order to have balanced ZTP Notional Trading Services – provisional – hourly value per Zone per Grid User, expressed in kWh, positive values indicate net purchases, negative values indicate net sales, as described in ACT – Attachment C1.
$NCTTN'_{h,g,z}$	Net Confirmed Title Transfers for ZTP Notional Trading Services being the net values transferred to or from the Grid User Balancing Position via ZTP or ZTPL in order to have balanced ZTP Notional Trading Services – final – hourly value per Zone and per Grid User, expressed in kWh, positive values indicate net purchases, negative values indicate net sales, as described in ACT – Attachment C1.
$NE_{d,g}$	Nominated Energy – daily value in MWh per Grid User which is the nominated energy for ZTP Trading Services as provided for in section 6.2.11.26.3.1.8 .
$NEA'_{h,IP,g}$	Netted off Energy Allocation – final – hourly value per a Grid User g per Interconnection Point IP which is the result of: $EEA'_{h,IP,g} + XEA'_{h,IP,g}$ as provided for in section 1.13.9 .

$NEN_{h,IP,g}^m$	Netted-off Energy Nomination – matched – hourly value per Grid User g per Interconnection Point IP which is the result of: $EEN_{h,IP,g}^m + XEN_{h,IP,g}^m$ as provided for in section 1.13.9 .
N_m	Number of Days within the considered calendar month, as provided in section 6.
N_y	Number of Days within the considered calendar year, as provided in section 6.
ODO_{XP}	Odorisation – value per Domestic Exit Point; physical characteristic of a Domestic Exit Point; equals 1 if the Domestic Exit Point is odorised, and 0 otherwise, may be any value between 0 and 1 for Distribution Domestic Exit Points, as provided for in section 6.2.106.3.1.5 .
$OF_{m,IPorXP,g}$	Occurrence Factor – monthly value per Grid User and per Interconnection Point or Domestic Exit Point; one increased by the number of Months of the preceding 12 Months during which capacity exceedings have taken place for Grid User for the concerned Interconnection Point or Domestic Exit Point, as provided for in section 3.1.33.1.3 .
$P'_{h,g}$	Degree of UK Pollution – validated – hourly value per Grid User, as provided for in section 3.9.
$P_{BB,g}$	Price for buy back paid by the TSO – daily; expressed in €/kWh/h/d as provided for in section 6.2.16.2.1 .
<u>$P_{LH,Y}$</u>	<u>Percentage of L-gas Entry Service that can be transferred for Gas Year Y under the L/H Capacity Switch Service as set out in section Error! Reference source not found. This percentage is defined based on the physical conversion planning as published by Synergrid once a year.</u>
$RH_{g,XP,y,n}$	Running hours – monthly value based on final allocations, corresponding to the equivalent number of hours that the MTSR of Grid User g on Domestic Exit Point XP was used under full load in year y up to and including month n – expressed in hours, as provided for in section 6.2.26.2.2 .
$RH-TRH$	Running hours threshold – value provided in the Regulated Tariffs, expressed in number of hours and which represent the threshold of $RH_{g,XP,y,n}$ at which the applicable tariff changes from $T_{flex,ff,XP,1}$ to $T_{flex,ff,XP,2}$
$RMLS_{h,z}$	Rounding Minimum Lot Size – hourly value per Zone, as provided for in section 5.35.3 .
SA_{causer}	Small Adjustment for causer – percentage defined in the Regulated Tariffs which are approved by CREG and to be applied to the Gas Price (GP_d) in case, when a Within-day/End-of-day

Balancing Settlement occurs, the Grid User Balancing Position (respectively $GBP^*_{h,z,g}$ or $GBP^*_{d,z,g}$) is in the same direction as the Market Balancing Position (respectively $MBP^*_{h,z}$ or $MBP^*_{d,z}$) in accordance with section ~~5.35.3~~.

SA_{helper}

Small Adjustment for helper – percentage defined in the Regulated Tariffs which are approved by ILR and CREG and to be applied to the Gas Price (GP_d) in case, when a within-day/end-of-day balancing settlement occurs, the Grid User Balancing Position (respectively $GBP^*_{h,z,g}$ or $GBP^*_{d,z,g}$) is in the opposite direction as the Market Balancing Position (respectively $MBP^*_{h,z}$ or $MBP^*_{d,z}$) in accordance with section ~~5.35.3~~.

$SBP_{d,z}$

Shortfall Balancing Price ($SBP_{d,z}$) – daily value per Zone; the highest price of any purchases in which the TSO is involved in respect of the Gas Day; for the considered Zone z ; expressed in €/kWh.

In case the TSO has not been able to totally or partially buy the Natural Gas compensating for the considered Market Shortfall ($MS_{d,z}$) in L-Zone, it will do so in the H-zone. In case of a quantity bought in H-Zone for compensating a Market Shortfall ($MS_{d,z}$) in L-Zone, the price at which the TSO has bought the gas in the H-Zone in respect of the Gas Day will be increased with a corresponding conversion fee in accordance with the applicable Regulated Tariff for a daily Firm Peak Load Gas Quality Conversion Service H->L, corresponding to the firm capacity needed to convert such quantity in one hour and related Peak Load Quality Conversion commodity fee.

$SBP_{h,z}$

Shortfall Balancing Price ($SBP_{h,z}$) – hourly value per Zone; the highest price of any purchases in which the TSO is involved in respect of the gas hour ; for the considered Zone z ; expressed in €/kWh.

In case the TSO has not been able to totally or partially buy the Natural Gas compensating for the considered Market Shortfall ($MS_{h,z}$) in L-Zone, it will do so in the H-zone. In case of a quantity bought in H-Zone for compensating a Market Shortfall ($MS_{h,z}$) in L-Zone, the price at which the TSO has bought the gas in the H-Zone in respect of the Gas Day will be increased with a corresponding conversion fee in accordance with the applicable regulated tariff for a daily Firm Peak Load Gas Quality Conversion Service H->L offered by Fluxys Belgium, corresponding to the firm capacity needed to convert such quantity in one hour and related Peak Load Quality Conversion commodity fee.

The Balancing Price for each Market Shortfall shall be published on the Electronic Data Platform.

$SBSP_{d,z}$	End-of-day Shortfall Balancing Settlement Price ($SBSP_{d,z}$) – daily value per Zone z ; determined in accordance with 5.3.7 5.3.7 and 5.3.8 5.3.8 ; expressed in €/kWh. The End-of-day Shortfall Balancing Settlement Price ($SBSP_{d,z}$) will be published on the Electronic Data Platform for each End-of-Day Market Shortfall.
$SBSP_{h,z}$	Shortfall Balancing Settlement Price ($SBSP_{h,z}$) – hourly value per Zone z ; determined in accordance with 5.3.4 5.3.4 ; expressed in €/kWh. The Shortfall Balancing Settlement Price ($SBSP_{h,z}$) will be published on the Electronic Data Platform for each Within-Day Market Shortfall.
$SCG_{h,z}$	Shortfall Causing Grid Users – hourly list of Grid Users causing to the Market Shortfall for the considered hour h , for the considered Zone z , as set out in section 5.3 5.3 .
SC_m	Seasonal Coefficient – monthly value; factor defining the seasonal capacity tariff versus the yearly capacity tariff, as defined in the Regulated Tariffs, as provided for in section 6.1 6.1 .
STM	Short Term Multiplier – factor defining the Short Term capacity tariff versus the Seasonal capacity tariff, as defined in the Regulated Tariffs; as provided for in section 6.
T_{eps}	Tariff for the Capacity Pooling Service – Regulated Tariff; expressed in € / End User Domestic Exit Point / year, as provided for in section 6.
$T_{ct,HP,XP}$	Tariff for HP Supply of Capacity Type ct at Domestic Exit Point XP – Regulated Tariff; expressed in € / kWh/h / year, as provided for in section 6.
$T_{ct,MP,XP}$	Tariff for MP Supply of Capacity Type ct at Domestic Exit Point XP – Regulated Tariff; expressed in € / kWh/h / year, as provided for in section 6.
$T_{dt,ct}$	Tariff for Direct Line of Capacity Type ct – Regulated Tariff; expressed in € / kWh/h / year, as provided for in section 6.
$T_{dt,d}$	Tariff for Direct Line based on Distance D_{dl} – Regulated Tariff; expressed in € / kWh/h / km / year, as provided for in section 6.
T_{DPRS}	Tariff for DPRS – Yearly – Regulated Tariff; expressed in € / kWh/h/year; as provided for in section 6.2.1.2 6.2.1.2 .
T_{EIC}	Tariff for Energy In Cash – Regulated Tariff; factor of applicable on the total allocated energy of a Grid User on an Interconnection Point or a Domestic Exit Point, used in the invoicing of the energy in cash, as provided for in section 6.
T_{FixZTP}	Fixed tariff for ZTP Trading Services - Regulated Tariff; expressed in €/Month, as provided for in section 6.

$T_{fix,ff,XP}$	Fix tariff – Fix/Flex – fixed tariff applicable on Transmission Services towards End Users of the Fix/Flex Rate Type – Regulated Tariff; as provided for in 6.2.1.2 6.2.1.2 .
$T_{flex,ff,XP,1}$	Flex tariff – Fix/Flex – variable tariff applicable on Transmission Services towards End User Domestic Exit Points XP with Rate Type Fix/Flex ff , applicable until $RH_{g,XP,y,n} \leq RH-TRH$ – Regulated Tariff; expressed in €/MWh, as provided for in 6.2.2 6.2.2 .
$T_{flex,ff,XP,2}$	Flex tariff – Fix/Flex – variable tariff applicable on Transmission Services towards End User Domestic Exit Points XP with Rate Type Fix/Flex ff , applicable as from $RH_{g,XP,y,n} > RH-TRH$ – Regulated Tariff; expressed in €/MWh, as provided for in 6.2.2 6.2.2 .
$T_{IP1,IP2,OCUC}$	Tariff for OCUC from Interconnection Point $IP1$ to Interconnection Point $IP2$ – Yearly – Regulated Tariff; expressed in €/(kWh/h)/year; as provided for in section 6.
$T_{IP1,IP2,w}$	Tariff for Wheeling from Interconnection Point $IP1$ to Interconnection Point $IP2$ – Yearly – Regulated Tariff; expressed in €/(kWh/h)/year; as provided for in section 6.
T_{ITS}	Tariff for the implicit allocation of Transmission Services at the Zeebrugge Interconnection Point for the Imbalance Transfer Service – Regulated Tariff; expressed in €/(kWh/h)/year, as defined in the Regulated Tariffs, as provided for in section 6.2.6 6.2.8 .
T_{msc}	Tariff for multi-shipper codes – Regulated Tariff; expressed in € / Additional Nomination Code / year; as provided for in section 6.
T_{ODO}	Tariff for Odourisation – variable term – Regulated Tariff; expressed in €/MWh; as provided for in section 6.2.10 6.3.1.5 .
$T_{QCH->L,bl}$	Tariff for Quality Conversion H->L, for Quality Conversion Service Base Load bl – Regulated Tariff; expressed in €/kWh/h/year, as provided for in section 6.
$T_{QCH->L,pl}$	Tariff for Quality Conversion H->L, for Quality Conversion Service Peak Load pl – Regulated Tariff; expressed in €/kWh/h/year, as provided for in section 6.
$T_{QCH->L,sl}$	Tariff for Quality Conversion H->L, for Quality Conversion Service Seasonal Load sl – Regulated Tariff; expressed in €/kWh/h/year, as provided for in section 6.
$T_{QCL->H}$	Tariff for Quality Conversion L->H – Regulated Tariff; expressed in € / kWh/h / year, as provided for in section 6.

$T_{ts,ct,IP}$	Tariff for Transmission Service ts of Capacity Type ct at Interconnection Point IP – Regulated Tariff; expressed in € / kWh/h / year, as provided for in section 6.
T_{UKCA}	Tariff for UK Compliancy Adjustment – Regulated Tariff, expressed in € per Day, as provided for in section 6.
T_{VarZTP}	Variable tariff for ZTP Trading Services - Regulated Tariff; expressed in €/MWh, as provided for in section 6.
$T_{var,qcH->L,pl}$	Variable tariff for Quality Conversion H->L, applicable on the Quality Conversion Service Peak Load pl – Regulated Tariff; expressed in € / MWh, as provided for in section 6.
$TI'_{h,g}$	Transmission Imbalance – validated – hourly value per Grid User based on final allocations for Wheeling Services, Zee Platform Services, Services submitted to an Operational Capacity Usage Commitment or Direct Line Services; expressed in kWh; as provided for in section 6.2.9 6.3.1.4 .
$TVFF_{g,XP,y,n}$	Total Variable Flex Fee – Total Variable Flex Fee in year y up to and including month n , total monthly value per Grid User and per Domestic Exit Point XP ; expressed in €; as provided for in section 6.2.2 6.2.2 .
$TXEA_{h,z,g}$	Total Exit Energy Allocations – hourly value per Zone, per Grid User, expressed in kWh, as provided for in Attachment C section 5.1.4.
$UKCE_{h,g}$	UK Compliant Entry – provisional – hourly value per Grid User, expressed in kWh, as provided for in section 3.9.
$UKCE'_{h,g}$	UK Compliant Entry – final – hourly value per Grid User, expressed in kWh, as provided for in section 3.9.
$UKNCX_{h,g}$	UK Non-Compliant Exit flow – provisional – hourly value per Grid User, expressed in kWh, as provided for in section 3.9.
$UKNCX'_{h,g}$	UK Non-Compliant Exit flow – validated – hourly value per Grid User, expressed in kWh, as provided for in section 3.9.
$UKP'_{h,g}$	UK Pollution – final – hourly value per Grid User expressed in kWh, as provided for in section 3.9.
$UKPF_{h,g}$	UK Pollution Fee – hourly value per Grid User, expressed in €, as provided for in section 3.9.
VM'_h	Volume (final) Measurement – hourly value per Interconnection Point or Domestic Exit Point; expressed in m ³ (n); as provided for in section 3.8.34 .

VM_h	Volume (provisional) Measurement – hourly value per Interconnection Point or Domestic Exit Point; expressed in $m^3(n)$; as provided for in section 3.8.34 .
$VMTSR_d$	Volume MTSR – daily value per Interconnection Point or Domestic Exit Point; expressed in $m^3(n)/h$; as provided for in section 3.1.23-1.2 .
$VIMTSR_h$	Volume Interrupted Maximum Transmission Services Right – hourly value per Grid User and per Interconnection Point or Domestic Exit Point; expressed in $m^3(n)/h$; the part of $MTSR_i$ and/or $MTSR_{i1}$ and/or $MTSR_{iN}$ and/or $MTSR_{io}$ and/or $MTSR_b$ that is interrupted at hour h , as provided for in section 3.1.23-1.2 .
$Wobbe'_{h,IP}$	Wobbe – final – hourly value per Interconnection Point, expressed in $kWh/m^3(n)$, as provided for in section 3.9.
XEA'_h	Exit Energy (final) Allocation – hourly value per Grid User and per Interconnection Point or Domestic Exit Point; negative value expressed in kWh; as provided for in section 3.8.34 .
XEA_h	Exit Energy (provisional) Allocation – hourly value per Grid User and per Interconnection Point or Domestic Exit Point; negative value expressed in kWh; as provided for in section 3.8.34 .
XEN_h	Exit Energy (initial) Nomination – hourly value per Grid User and per Interconnection Point or Domestic Exit Point; negative value expressed in kWh; nomination received by the TSO before 14:00 hours of Day $d-1$ and accepted by the TSO, as provided for in section 3.8.34 .
XEN'_h	Exit Energy (last) Nomination – hourly value per Grid User and per Interconnection Point or Domestic Exit Point; negative value expressed in kWh; last nomination confirmed by the TSO, as provided for in section 3.8.34 .
XEN^m_h	Exit Energy (initial) Nomination – matched - hourly value per Grid User and per Interconnection Point or Domestic Exit Point; negative value expressed in kWh; nomination received by the TSO before 14:00 hours of Day $d-1$ and accepted by the TSO, as provided for in section 3.8.34 .
XEN^m_h	Exit Energy (last) Nomination – matched - hourly value per Grid User and per Interconnection Point or Domestic Exit Point; negative value expressed in kWh; last nomination confirmed by the TSO, as provided for in section 3.8.34 .
XS_d	Exit Scheduling – daily value per Grid User and per Domestic Exit Point; expressed in kWh; as provided for in section 4.5.

XVA'_h	Exit Volume (final) Allocation – hourly value per Grid User and per Interconnection Point or Domestic Exit Point; negative value expressed in m ³ (n); as provided for in section 3.8.34 .
XVA_h	Exit Volume (provisional) Allocation – hourly value per Grid User and per Interconnection Point or Domestic Exit Point; negative value expressed in m ³ (n); as provided for in section 3.8.34 .
$XUK_{h,g}$	Exit Energy submitted to UK Compliancy – provisional – hourly value per Grid User for the sum of Interconnection Points IZT and Zeebrugge; expressed in kWh; as provided for in section 3.9.
$XUK'_{h,g}$	Exit Energy submitted to UK Compliancy – final – hourly value per Grid User for the sum of Interconnection Points IZT and Zeebrugge; expressed in kWh; as provided for in section 3.9.
$ZPF_{d,g}$	Number of Zee Platform Interconnection Points (minimum 2 points) for which Grid User has Zee Platform Services for Gas Day d , as provided for in section 3.4.

2 Application area

Fluxys Belgium and the TSO from Luxembourg, Creos Luxembourg, have worked on the integration of their respective H market as from 1 October 2015. The resulting BeLux zone consists of an entry/exit system with a Virtual Trading Point “Zeebrugge Trading Point” or “ZTP”. Grid users don’t have to subscribe to capacity services to transport gas between Belgium and Luxembourg (and vice versa). This Access Code for Transmission is applicable for services offered by Fluxys Belgium on the [belgian Belgian](#) territory.

3 Services

3.1 Entry and Exit Services

3.1.1 Overview and characteristics of subscribed MTSR of Entry and Exit Services

The Transmission Grid consists of two Zones (one for H-calorific Natural Gas and one for L-calorific Natural Gas), of Interconnection Points and Domestic Exit Points for each Zone. Each Interconnection Point and Domestic Exit Point is located in one Zone¹.

Each Transmission Service is characterized by respectively a location (Interconnection Point or Domestic Exit), by a Capacity Type, a Rate Type and a Service Duration (with a start date and an end date).

¹ Except for the Interconnection Point “Quality Conversion” which is located both in the H Zone and the L Zone.

The following Entry and Exit Services exist:

- An Entry Transmission Service ($MTSR_e$) enables a Grid User to inject a quantity of Natural Gas at an Interconnection Point into a Zone.
- An Exit Transmission Service ($MTSR_x$) enables a Grid User to withdraw a quantity of Natural Gas from a Zone, at an Interconnection Point or a Domestic Exit Point.

The following Capacity Types exist for Transmission Services:

- Firm Transmission Services ($MTSR_f$) are, subject to the terms and conditions of the Standard Transmission Agreement, always available and usable under normal operating conditions.
- Interruptible capacity ($MTSR_i$, $MTSR_{io}$) can be interrupted by the TSO, following the rules described in ACT – Attachment C1.
- Backhaul capacity ($MTSR_b$) is offered at uni-directional Interconnection Points, in the opposite direction of the physical gas flow direction and is available as long as the resulting physical flow remains in the physical direction of the Interconnection Point.

In the following tables, an overview is set out with the Capacity Types on offer for the different Point:

Interconnection Points	Zone	Entry Transmission Services			Exit Transmission Services		
		Firm	Backhaul	Interruptible	Firm	Backhaul	Interruptible
Alveringem(1)	H	X				X	
Blaregnies L	L		X		X		O
Blaregnies-Segeo(1)	H	X	X		X		⊖
Blaregnies-Troll(1)	H		X		X		⊖
Eynatten 1	H	X		O	X		O
Eynatten 2	H	X		O	X		O
IZT	H	X		O	X		O
Hilvarenbeek L	L	X		O		X	
's Gravenvoeren (2)	H	X		O		X	
<u>VIP BE-NL (2)</u>	H	X		O	X	X**	O
Virtualys(1)	H	X	X**	O	X		O
Zandvliet H (2)	H	X		O		X	
Zeebrugge	H	X		O	X		O
Zelzate 1 (2)	H	X		O	X		O
Zelzate 2	H		X		X		O
ZPT	H	X		O		X	
Loenhout	H	X		X*	X		X*

Zeebrugge LNG Terminal	H	X		X*		X	
Dunkirk LNG Terminal	H	X					

- X = Service is offered and can be contracted within indicative availabilities as published on the Fluxys Belgium website
- X* = Operational Interruptible capacity that corresponds to capacities that Fluxys Belgium has secured for the operation of the Transmission Grid and that are made available to Grid Users on an Interruptible basis.
- X** = Service is only valid ~~from the 1th of October 2017²~~ for contracts concluded before the launch of VIP BE-NL (dates subject to pre-notice of 8 weeks), before 30th of September.
- O = Service is optionally offered, depending on Firm availability
- (1) = ~~On the 1th of October 2017², according~~ According to the regulations set out in NC CAM Art 19.9, the name of the Interconnection Points Alveringem, Blaregnies Segeo and Blaregnies Troll ~~will have been~~ aligned with the name of the ~~of the new~~ “virtual” Interconnection Point Virtualys. Any reference in a Service Confirmation to Alveringem, Blaregnies Segeo and Blaregnies Troll will ~~then be~~ is considered as a reference to the new Interconnection Point Virtualys.

Former IP (name)	New IP (name) “virtual”
- Blaregnies Segeo	- Virtualys
- Blaregnies Troll	- Virtualys
- Alveringem	- Virtualys

- (2) According to the regulations set out in NC CAM Art 19.9, the name of the Interconnection Points Zelzate 1, Zandvliet H and ‘s Gravenvoeren will be aligned with the name of the of the new “virtual” Interconnection Point VIP BE-NL. Any reference in a Service Confirmation to Zelzate 1, Zandvliet H and ‘s Gravenvoeren will then be considered as a reference to the new Interconnection Point VIP BE-NL. The date of the alignment will be communicated with a pre-notice of 8 weeks.

Former IP (name)	New IP (name) “virtual”
- <u>‘s Gravenvoeren</u>	- <u>VIP BE-NL</u>
- <u>Zandvliet H</u>	- <u>VIP BE-NL</u>
- <u>Zelzate 1</u>	- <u>VIP BE-NL</u>

The Quality Conversion Service H→L consists of the possibility to have Natural Gas transmitted from the H Zone to the L zone, at the Installation Point “QC”. The Capacity Type can be Firm or Interruptible. The Quality Conversion Service L→H consists of the possibility to inject Natural Gas into the H Zone at the Installation Point “QC”. The Capacity Type is Interruptible.

Even though it is no longer possible to subscribe capacities on the Interconnection Point GDLux, GDLux continues to exist for amongst others the subject of section 5.

Domestic Exit Points	Zone	Exit Transmission Services		
		Firm	Backhaul	Interruptible
End User Domestic Exit Point	H of L	X		O

² ~~date subject to prenotice of 8 weeks.~~

Distribution Domestic Exit Point	H of L	X		
----------------------------------	--------	---	--	--

The following Rate Types exists for Transmission Services:

- Yearly Transmission Services ($MTSR_y$);
- Seasonal Transmission Services ($MTSR_s$);
- Short Term Transmission Services ($MTSR_{st}$);
- Fix/Flex Transmission Services ($MTSR_{ff}$).

These Rate Types are attributed based on the characteristics of the Transmission Service (Entry or Exit, location and Service Period), as set out in the Access Code (ACT - Attachment B). For the sake of completeness of this Attachment, these are summarized in the following table:

Capacity Transmission Services	Service Period	Rate Type	MTSR
Entry Transmission Services	≥ 1 year <u>or multiple of 12 calendar months</u> (*)	Yearly	$MTSR_{d,e,ct,y,IP}$
	1 month $\geq x < 1$ year (*)	Seasonal	$MTSR_{d,e,ct,s,IP}$
	< 1 month (*)		
Exit Transmission Services on Interconnection Points	All Service Periods (*)	Yearly	$MTSR_{d,x,ct,y,IP}$
Exit Transmission Services on End User Domestic Exit Points	≥ 1 year <u>or multiple of 12 calendar months</u>	Yearly	$MTSR_{d,x,ct,y,XP}$
		Fix/Flex (**)	$MTSR_{d,x,ct,ff,XP}$
	1 month ^(***) $\geq x < 1$ year	Seasonal	$MTSR_{d,x,ct,s,XP}$
	< 1 month	Short Term	$MTSR_{d,x,ct,st,XP}$
Exit Transmission Services on Distribution Domestic Exit Points	All Service Periods	Yearly	$MTSR_{d,x,ct,y,XP}$

- (*) The Service Periods for Transmission Services on Interconnection Points subscribed through PRISMA are defined by default as annual, quarterly, monthly, daily and within-day (as described in ACT – Attachment B).
- (**) As described in ACT – Attachment B, the Fix/Flex Rate Type can only be attributed for capacity subscriptions of 12 consecutive months from 1 January until and including 31 December of the same year.

- (***) The Service Period of Transmission Services with start date 14/mm/yy and 13/mm+1/yy as end date are considered as 1 calendar month.
- Note that for capacities allocated by the TSO (through implicit allocation), ~~as is the case~~ for Loenhout or for Distribution Domestic Exit Points, the Rate Type is always Yearly and for Zeebrugge, the Rate Type is always Seasonal.

At Domestic Exit Points, the Transmission Services always include the high pressure (HP) Exit Service and may include the services of medium pressure (MP), Dedicated Pressure Reduction Station (DPRS) and odourisation (ODO).

- Via the medium pressure service, Fluxys Belgium transports the gas to a Domestic Exit Point via a medium pressure network.
- Via the Dedicated Pressure Reduction Station service, Fluxys Belgium reduces the pressure at a Domestic Exit Point within the contractual minimum and maximum pressure limits.
- Odourisation consists in Fluxys Belgium injecting an odourant in gas at Domestic Exit Points where an odourisation facility is operated by Fluxys Belgium.

The subscription of Exit Capacity at Domestic Exit Points ($MTSR_{d,x,ct,y,XP}$) implies the delivery (and the payment, according to section 59546) of these services in function of the respective coefficients MP_{XP} , $DPRS_{XP}$, and ODO_{XP} . These coefficients are set per End User Domestic Exit Point or per Aggregated Receiving Station (ARS) for Distribution Domestic Exit Points, have a value between 0 and 1 and are published on Fluxys Belgium's website³.

For two specific cases of End Users located in Belgium near a border and directly connected to the Transmission Grid of an Adjacent TSO or to the grid of a foreign Distribution Network Operator (currently: from Veldwezelt to Steenfabriek Wienerberger and from Momignies to Gerresheimer Momignies), Direct Line MTSR ($MTSR_{dl}$) is offered instead of Entry and Exit MTSR.

3.1.2 Energy MTSR (EMTSR) and Volume MTSR (VMTSR)

MTSR is always expressed in energy (kWh/h). For existing capacities that were subscribed in volume [$m^3(n)/h$], Grid User has the possibility to either convert these capacities to energy [kWh/h], either keep this capacity in volume.

MTSR that was subscribed in volume and is not converted to energy by Grid User is referred to as Volume MTSR (VMTSR).

MTSR that is subscribed in volume but converted to energy or that is subscribed in energy is referred to as Energy MTSR (EMTSR).

At a considered Interconnection Point or Domestic Exit Point, the MTSR of a Grid User is calculated by multiplying the Volume MTSR ($VMTSR_{dl}$) by the conversion

³ <http://www.fluxys.com/belgium/en/Services/Transmission/TransmissionTariffs/TransmissionTariffs>

GCV of the Zone z at which the Interconnection Point or Domestic Exit Point is located ($CGCV_z$), by adding the Energy MTSR ($EMTSR_d$) and by subtracting the MTSR bought back through the buy-back procedure ($MTSRBB_d$).

$$MTSR_d = EMTSR_d + (VMTSR_d \times CGCV_z) - MTSRBB_d$$

The $MTSR_f$ bought back through the buy-back procedure ($MTSRBB_{d,IP,g}$) for Day d , for Interconnection Point IP , for a Grid User g is calculated as the maximum of $MTSR_{h,f}$ bought back during the specific gasday.

$$MTSRBB_{d,IP,g} = \max_d (MTSRBB_{h,IP,g})$$

3.1.3 Capacity Exceedings

3.1.3.1 Entry Capacity Exceedings at an Interconnection Point

For Grid Users having subscribed Entry Transmission Services in Volume ($VMTSR_d$) at an Interconnection Point, Capacity Exceedings can apply, based on the measured GCV and the Energy Allocations.

The daily Entry Energy Exceeding ($EEE_{d,IP,g}$) for such Grid User g expressed in kWh/h for Gas Day d , is the highest excess, for that Gas Day d , of the final Entry Energy Allocation (EEA'_h) with respect to Transmission Services in Volume which are not switched to energy ($VMTSR_d$) and also considering the Transmission Services of Grid User that are in energy ($EMTSR_d$)⁴, the Volume Interrupted MTSR ($VIMTSR_h$), the Energy Interrupted MTSR ($EIMTSR_h$) and the MTSR bought back through the buy-back procedure ($MTSRBB_h$) on the considered Interconnection Point IP ⁵.

$$EEE_{d,IP,g} = \max_d \left[\max \left(0; EEA'_{h,IP,g} - EMTSR_{d,e,IP,g} + EIMTSR_{h,e,IP,g} - (VMTSR_{d,e,IP,g} - VIMTSR_{h,e,IP,g}) \times GCV'_{h,IP,g} + MTSRBB_{h,e,IP,g} \right) \right]$$

The Peak Exceeding of Entry Energy for Grid User g ($EEE_{m,p,IP,g}$) for Month m is equal to the highest daily Entry Energy Exceeding over Month m on the considered Interconnection Point IP :

$$EEE_{m,p,IP,g} = \max_m EEE_{d,IP,g}$$

The Non-Peak Exceeding of Entry Energy for Grid User g ($EEE_{m,np,IP,g}$) for Month m is equal to the sum of all daily Entry Energy Exceedings of Grid User g for the considered Transmission Service less the Peak Exceeding of Entry Energy of Grid User g on the considered Interconnection Point IP :

⁴ In case of Within-day auctions, the EMTSR can vary on an hourly basis.

⁵ In case Grid User has Wheeling Services from the considered Interconnection Point to another Interconnection Point and/or Entry Services at the considered Interconnection Point on which an OCUC applies, $EEA'_{h,IP,g}$ will also include allocations for Grid User for wheeling and OCUC and $EMTSR_{d,e,IP,g}$ and $VMTSR_{d,e,IP,g}$ will include Wheeling Services and Entry Services on which an OCUC applies. In case of interruption of Wheeling or OCUC, $IMTSR_{h,e,IP,g}$ will include this interruption.

$$EEE_{m,np,IP,g} = \sum_m EEE_{d,IP,g} - EEE_{m,p,IP,g}$$

The Peak Incentive for Exceeding Entry Energy for a Grid User g , for Month m , for Interconnection Point IP is calculated as follows:

$$IEEE_{m,p,IP,g} = EEE_{m,p,IP,g} \times T_{e,f,y,IP} \times \min \left[\frac{1.5 \times OF_{m,IP,g}}{12}; 1 \right]$$

The Non-Peak Incentive for Exceeding Entry Energy for a Grid User g , for Month m , for Interconnection Point IP is calculated as follows:

$$IEEE_{m,np,IP,g} = \min \left[\frac{EEE_{m,np,IP,g} \times T_{e,f,y,IP}}{6} \times \min \left[\frac{1.5 \times OF_{m,IP,g}}{12}; 1 \right]; IEE_{m,p,IP,g} \right]$$

This section ~~3.1.3.13-1.3.1~~ is not applicable on Interconnection Point GDLux.

3.1.3.2 Exit Capacity Exceedings at an Interconnection Point

For Grid Users having subscribed Exit Transmission Services in Volume ($VMTSR_d$) at an Interconnection Point, Capacity Exceedings can apply, based on the measured GCV and the Energy Allocations.

The daily Exit Energy Exceeding ($EXE_{d,IP,g}$) for such Grid User g expressed in kWh/h for Gas Day d , is the highest excess, for that Gas Day d , of the final Exit Energy Allocation (XEA'_h) with respect to Transmission Services in Volume which are not switched to energy ($VMTSR_d$) and also considering the Transmission Services of Grid User that were switched to energy ($EMTSR_d$)⁶, the Volume Interrupted MTSR ($VIMTSR_h$), the Energy Interrupted MTSR ($EIMTSR_h$) and the MTSR bought back through the buy-back procedure ($MTSRBB_h$) on the considered Interconnection Point IP ⁷.

$$EXE_{d,IP,g} = \max_d \left[\max \left(0; -XEA'_{h,IP,g} - EMTSR_{d,x,IP,g} + EIMTSR_{h,x,IP,g} - (VMTSR_{d,x,IP,g} - VIMTSR_{h,x,IP,g}) \times GCV'_{h,IP,g} + MTSRBB_{h,e,IP,g} \right) \right]$$

The Peak Exceeding of Exit Energy for Grid User g ($EXE_{m,p,IP,g}$) for Month m is equal to the highest daily Exit Energy Exceeding over Month m on the considered Interconnection Point IP :

$$EXE_{m,p,IP,g} = \max_m EXE_{d,IP,g}$$

The Non-Peak Exceeding of Exit Energy for Grid User g ($EXE_{m,np,IP,g}$) for Month m is equal to the sum of all daily Exit Energy Exceedings of Grid User g for the considered

⁶ In case of Within-day auctions, the EMTSR can vary on an hourly basis.

⁷ In case Grid User has Wheeling Services from another Interconnection Point to the considered Interconnection Point and/or Exit Services at the considered Interconnection Point on which an OCUC applies, $XEA'_{h,IP,g}$ will also include allocations for Grid User for wheeling and OCUC and $EMTSR_{d,x,IP,g}$ and $VMTSR_{d,x,IP,g}$ will include Wheeling Services and Exit Services on which an OCUC applies. In case of interruption of Wheeling or OCUC, $IMTSR_{h,x,IP,g}$ will include this interruption.

Transmission Service less the Peak Exceeding of Exit Energy of Grid User g on the considered Interconnection Point IP :

$$EXE_{m,np,IP,g} = \sum_m EXE_{d,IP,g} - EXE_{m,p,IP,g}$$

The Peak Incentive for Exceeding Exit Energy for a Grid User g , for Month m , for Interconnection Point IP is calculated as follows:

$$IEXE_{m,p,IP,g} = EXE_{m,p,IP,g} \times T_{x,f,y,IP} \times \min \left[\frac{1.5 \times OF_{m,IP,g}}{12}; 1 \right]$$

The Non-Peak Incentive for Exceeding Exit Energy for a Grid User g , for Month m , for Interconnection Point IP is calculated as follows:

$$IEXE_{m,np,IP,g} = \min \left[\frac{EXE_{m,np,IP,g} \times T_{x,f,y,IP}}{6} \times \min \left[\frac{1.5 \times OF_{m,IP,g}}{12}; 1 \right]; IEXE_{m,p,IP,g} \right]$$

This section ~~3.1.3.23-1.3.2~~ is not applicable on Interconnection Point GDLux.

3.1.3.3 Capacity Exceedings at an End User Domestic Exit Point

Capacity Exceedings are applicable to End User Domestic Exit Points, and not to Distribution Domestic Exit Points.

The Energy Exit Exceeding ($EXE_{d,XP,g}$)⁸, expressed in kWh/h for Gas Day d , for Grid User g , for Domestic Exit Point XP is the highest excess, for that Gas Day d , of the final Exit Energy Allocation (XEA'_h) with respect to Transmission Services of Grid User that were switched to energy ($EMTSR_d$)⁹, the Volume Interrupted MTSR ($VIMTSR_h$), and the Energy Interrupted MTSR ($EIMTSR_h$) on the considered End User Domestic Exit Point :

$$EXE_{d,XP,g} = \max_d \left[\max \left(0; -XEA'_{h,IP,g} - EMTSR_{d,XP,g} + EIMTSR_{h,XP,g} - (VMTSR_{d,XP,g} - VIMTSR_{h,XP,g}) \times GCV'_{h,XP,g} \right) \right]$$

The Peak Exceeding of Exit Energy for Grid User g ($EXE_{m,p,XP,g}$) for Month m is equal to the highest daily Exit Energy Exceeding over Month m on the considered Domestic Exit Point XP :

$$EXE_{m,p,XP,g} = \max_m EXE_{d,XP,g}$$

The Non-Peak Exceeding of Exit Energy for Grid User g ($EXE_{m,np,XP,g}$) for Month m is equal to the sum of all daily Exit Energy Exceedings of Grid User g for the considered Transmission Service less the Peak Exceeding of Exit Energy of Grid User g on the considered Domestic Exit Point XP :

⁸ In case the Allocation Agreement between Grid Users and the End User allows for the pooling of the Subscribed Transmission Services on the End User Domestic Exit Point, the calculation of the Energy Exit Exceeding will take this into account.

⁹ In case of Calendar Day Regime (as defined in ACT—Attachment B), the EMTSR can vary on an hourly basis during the Gas Day.

$$EXE_{m,np,XP,g} = \sum_m EXE_{d,XP,g} - EXE_{m,p,XP,g}$$

The Peak Exit Exceeding Incentive for Month m for Grid User g for Domestic Exit Point XP is calculated as follows:

$$IEXE_{m,p,XP,g} = EXE_{m,p,XP,g} \times (T_{f,HP} + MP_{XP} \times T_{f,MP} + DPRS_{XP} \times T_{DPRS}) \times \min\left[\frac{1.5 \times OF_{m,XP,g}}{12}; 1\right]$$

The Non-Peak Exit Exceeding Incentive for Month m for Grid User g for Domestic Exit Point XP is calculated as follows:

$$IEXE_{m,np,XP,g} = \min\left[EXE_{m,np,XP,g} \times \frac{(T_{f,HP} + MP_{XP} \times T_{f,MP} + DPRS_{XP} \times T_{DPRS})}{6} \times \min\left[\frac{1.5 \times OF_{m,XP,g}}{12}; 1\right]; IEXE_{m,p,XP,g}\right]$$

3.2 Wheelings and OCUC (Operational Capacity Usage Commitments)

Wheelings and OCUC (*Operational Capacity Usage Commitments*) are operational agreements between the Grid User and the TSO, in the framework of proactive congestion management, as set out in the Code of Conduct and in Congestion Management (ACT - Attachment E).

A Wheeling or an OCUC consists of a commitment on the combined use of a given Entry Service at an Interconnection Point with a given Exit Service at another Interconnection Point, to avoid a potential congestion in the Transmission Grid, and without access to the Market Based Balancing model or to ZTP Notional Trading Services.

The Entry and Exit Services that are eligible for Wheelings or OCUC, in the framework of its proactive congestion management policy are the following ones:

Wheelings are offered between the following Interconnection Points:

- Eynatten 1 and Eynatten 2, and between Eynatten 2 and Eynatten 1
- Zelzate 1 and Zelzate 2, and between Zelzate 2 and Zelzate 1

Operational Capacity Usage Commitments are offered between the following Interconnection Points:

- Entry Eynatten 1 or Eynatten 2, with Exit 's Gravenvoeren
- Entry 's Gravenvoeren, with Exit Eynatten 1 or Eynatten 2
- Entry Zelzate 1 or Zelzate 2, with Exit IZT or Zeebrugge
- Entry IZT or Zeebrugge, with Exit Zelzate 1 or Zelzate 2
- Entry Dunkirk LNG Terminal or Virtualys (Alveringem, Blaregnies Troll, Blaregnies Segeo), with Exit IZT or Zeebrugge.

Entry and Exit Services subject to a Wheeling or an Operational Capacity Usage Commitment are subject to a specific Regulated Tariff on the MTSR that falls under the Wheeling or the OCUC, as described in the Regulated Tariffs.

3.3 Cross Border Delivery Service

A Cross Border Delivery Service ($MTSR_{cbds}$) enables a Grid User to inject a quantity of Natural Gas in the Transmission System at a Connection Point which is not located in Belgium nor directly physically connected to the Transmission System of Fluxys Belgium.

The Cross Border Delivery Service shall always be associated and **subscribed implicitly allocated** together (meaning matched in quantity, time and Capacity Type) with **the subscription of** its associated Entry, Exit and/or OCUC Services, as described in ACT – Attachment B. The Cross Border Delivery Service shall be offered on Interconnection Points linked to Cross Border Capacity. The Operator of the Transmission System or Installation connected to the Fluxys Belgium grid by means of the Cross Border Capacity shall be considered as an Adjacent TSO to the Fluxys Belgium’s grid.

Overview of existing Cross Border Delivery Services:

Capacity Transmission Services (*)	Service Period	Rate Type	MTSR code
Cross Border Delivery Service on Installation Point Dunkirk LNG Terminal	>= 1 year	Yearly	$MTSR_{d,cbd,f,v,IP}$
	< 1 year	Seasonal	$MTSR_{d,cbd,f,s,IP}$

(*) Note that the Cross Border Delivery Service is only offered on Entry and that the Capacity Type can only be Firm.

3.4 Zee Platform Service

The Zee Platform Service gives unlimited Firm or Backhaul MTSR ($MTSR_{f,zpf}$, $MTSR_{b,zpf}$) between the Interconnection Points of the Zee Platform for which Grid User has registered.

The table below shows the Capacity Type of the Zee Platform Service per Zee Platform Interconnection Point:

	IZT	LNG	ZPT	Zeebrugge
Entry	$MTSR_{f,zpf}$	$MTSR_{f,zpf}$	$MTSR_{f,zpf}$	$MTSR_{f,zpf}$
Exit	$MTSR_{f,zpf}$	$MTSR_{b,zpf}$	$MTSR_{b,zpf}$	$MTSR_{f,zpf}$

Any $MTSR_{f,zpf}$ and/or $MTSR_{b,zpf}$ shall be considered as Transmission Services of unlimited capacity between the Zee Platform Interconnection Points, to the extent that the technical import and export capacities of the Adjacent Transmission Systems at ZPT, LNG or IZT remain at the level as set forth in the table below.

	Technical Import Capacity kWh/h	Technical Export Capacity m ³ (n)/h
Zeebrugge ZPT	19,775,000	0

Zeebrugge IZT	25,990,000	32,770,000
Zeebrugge LNG	19,210,000	0

$MTSR_{f,zpf}$ and $MTSR_{b,zpf}$ do not give access to ZTP Notional Trading Services nor to the Zone, and have no access to the Market Based Balancing model (for Zee Platform, Entry and Exit Nominations have to be balanced on an hourly basis).

The utilization of Zee Platform Services is separated from Entry and Exit Services in the Zeebrugge area through a separate nomination code.

In the event that the technical import and/or export capacities of the Adjacent Transmission Systems at ZPT, LNG and IZT change compared to the levels as set forth in the table above, the Transmission System Operator shall as soon as reasonably possible communicate to Grid User the resulting capacity limitations (if any) following from this new situation, which shall automatically and immediately apply to the $MTSR_{f,zpf}$ and/or $MTSR_{b,zpf}$.

3.5 Quality Conversion Services H→L

The following Quality Conversion Services H→L are offered, namely “peak load”, “base load” and “seasonal load”, each with a different tariff and different specifications regarding the availability of capacities, as described in Attachment C3.

The Quality Conversion Service H→L ($MTSR_{QCH \rightarrow L}$) consists of the possibility to have Natural Gas transmitted from the H Zone to the L zone, at the Installation Point “QC”. The peak load Quality Conversion Service H→L ($MTSR_{QCH \rightarrow L,pl}$) can be used from 1/11/Y until 31/03/Y+1 and the availability depends on the temperature, such that more capacity is available at cold temperatures. The seasonal load Quality Conversion Service H→L ($MTSR_{QCH \rightarrow L,sl}$) can be used during the whole Contract year, but its usage is limited from 1/04/Y+1 until 31/10/Y+1. The base load Quality Conversion Service H→L ($MTSR_{QCH \rightarrow L,bl}$) can be used during the whole Contract year.

Peak Load Quality Conversion Services H→L are offered in standard bundled units. One standard bundled unit consists of the following Quality Conversion Services:

Firm peak load H->L capacity	Interruptible peak load H->L capacity
1 kWh/h	0,13 kWh/h

Base and Seasonal Load Quality Conversion Service H→L are offered in energy [*kWh/h*], as set out in Subscription & Allocation of Services (ACT – Attachment B). No additional Transmission Services from and towards the Installation Point “QC” are

required. The following capacities are offered for the different Quality Conversion Services H→L¹⁰:

Peak load	Firm	177.000 m ³ (n)/h = 1.734.600 kWh/h	1.734.600 bundles
	Interruptible	23.010 m ³ (n)/h = 225.498 kWh/h	
Base load	Firm	100.000 m ³ /h = 980.000 kWh/h	-
Seasonal load	Firm		

Nominations for Quality Conversion H→L shall be made in accordance with the Operating Procedures (ACT – Attachment C.3).

The TSO calculates the Real Conversion Capacity in function of the equivalent temperature and period of year as set out in the Operating Procedures (ACT - Attachment C.3). The Nominations shall not exceed the Real Conversion Capacity of Grid User.

3.6 Quality Conversion Services L→H

The Quality Conversion Service L→H consists of the possibility to inject L Natural Gas into the H Zone at the Installation Point “QC” ($MTSR_{QCL \rightarrow H,i}$).

Quality Conversion Services L→H can be subscribed as set out in Subscription & Allocation of Services (ACT - Attachment B). No additional Transmission Services from and towards the Installation Point “QC” are required.

~~3.7 Capacity Pooling Services~~

~~The Capacity Pooling Service enables Grid Users active on the same End User Domestic Exit Point to pool their Domestic Exit Services, as set out in the Capacity Pooling Agreement form (ACT – Attachment G).~~

~~Such a Capacity Pooling Service can only be subscribed for End User Domestic Exit Points, and not for Interconnection Points nor for Distribution Domestic Exit Points.~~

~~3.8~~ 3.7 ZTP Trading Services

~~3.8.1~~ 3.7.1 Overview on the ZTP Trading Services

The TSO offers ZTP Trading Services, enabling Grid Users to execute transaction (exchange title of gas), through following services:

- ZTP Physical Trading Services, and associated Imbalance Transfer Service
- ZTP Notional Trading Services (on ZTP for the H Zone, on ZTPL for the L Zone)

¹⁰ Depending on operational needs, changes to the installations or the availability of the logistics contracts (e.g. with nitrogen suppliers), the TSO possibly has to adapt the Quality Conversion Service offering.

The operational aspects of the ZTP Trading Services are described in ACT-Attachment C1 (matching, allocations, reporting).

3.7.2 Imbalance Pooling Service

The Imbalance Pooling Service enables Grid Users to transfer, per Balancing Zone the hourly Imbalance (based on provisional allocation) or the Net Confirmed Title Transfer for ZTP Physical Trading Services, from one Grid User ('Imbalance Transferor') to another Grid User ('Imbalance Transferee') as an Imbalance Pooling Transfer ($IPT_{h,z,g}$) as follows:

- the Imbalance Transferor shall authorise that its (whole) hourly Imbalance ($I_{h,z,g}$) or the (whole) hourly Net Confirmed Title Transfer for ZTP Physical Trading Services ($NCTTP_{h,g,z}$) being positive as well as negative shall be transferred to the Imbalance Transferee, as provided for in Section 5.3.2;
- the Imbalance Transferee shall authorise that the (whole) hourly Imbalance ($I_{h,z,g}$) or the (whole) hourly Net Confirmed Title Transfer for ZTP Physical Trading Services ($NCTTP_{h,g,z}$) of the Imbalance Transferor, if any, being positive as well as negative shall be taken into account for the calculation of its Grid User Balancing Position, as provided for in Section 5.3.2;
- the transfer of the hourly Net Confirmed Title Transfer for ZTP Physical Trading Services shall be performed by the TSO before the Imbalance Transfer Service, as provided in section 3.7.2;
- the transfer of the hourly Imbalance and the transfer of the Net Confirmed Title Transfer for ZTP Physical Trading Services will be performed by the TSO as implicit Nominations on the ZTP Notional Trading Services for the transfer of the hourly Imbalance and on the ZTP Physical Trading Services for the transfer of the hourly Net Confirmed Title Transfer for ZTP Physical Trading Services and will be accounted for as transactions for both Parties in accordance with Section 6.2.11.2;
- a Grid User can only perform the role of either Imbalance Transferor or Imbalance Transferee per transfer type being the transfer of the hourly Imbalance or the transfer of the hourly Net Confirmed Title Transfer for ZTP Physical Trading Services;
- as an Imbalance Transferee a Grid User can enter per type of transfer into several Imbalance Pooling Services with more than one Imbalance Transferor;
and,
- for the avoidance of doubt, the Imbalance Transferor remains liable vis-à-vis the TSO for any Allocation Settlements in accordance with Section 5.4 when applicable.

The Imbalance Pooling Service can be subscribed according to the rules defined in ACT – Attachment B and via the Imbalance Pooling Service form as published on the Fluxys Belgium website.

3.8.23.7.3 **Imbalance Transfer Service**

The Imbalance Transfer Service is a Service performed by the TSO for the Grid User(s) whereby the Net Confirmed Title Transfer for ZTP Physical Trading Services ($NCTTP_{h,g,z}$) are automatically transferred to/from the Grid User Balancing Position in the BeLux H-Zone. The Transmission Services (Entry or Exit) at the Interconnection Point Zeebrugge required to perform such transfer are implicitly allocated.

Transmission Services at Zeebrugge ($MTSR_{ITSia}$) are implicitly allocated to the Grid User till the end of the same Gas Day in case and up to the amount the hourly quantities transferred under this Imbalance Transfer Service plus the hourly matched Nominations ($EEN'_{mh,g}$, $XEN'_{mh,g}$) on Transmission Services for Interconnection Points IZT, Zeebrugge LNG Terminal and ZPT are the sum of:

- the hourly subscribed Transmission Services at the Interconnection Points Zeebrugge, IZT, Zeebrugge LNG Terminal and ZPT of the Grid User in the same direction ($MTSR_{Zeebrugge,h,g} + MTSR_{IZT,h,g} + MTSR_{ZeebruggeLNGTerminal,h,g} + MTSR_{ZPT,h,g}$); and
- the implicitly allocated Transmission Services at Zeebrugge till the end of the same Gas Day under the Imbalance Transfer Service for (a) previous hour(s) of the same Gas Day ($MTSR_{ITSia,h-n,g}$).

This Service is an associated Service, which doesn't have to be subscribed by Grid Users and which is performed by the TSO for each Grid User using the ZTP Physical Trading Service as long as Firm Transmission Services are available at the Interconnection Points Zeebrugge, IZT, Zeebrugge LNG Terminal and ZPT in the same direction. The detailed calculation of the implicit allocation of Transmission Services at the Interconnection Point Zeebrugge for the Imbalance Transfer Service is set out in ACT- Attachment B.

~~3.9 UK Compliancy Adjustment Service~~

~~The UK Compliancy Adjustment Service is a Service performed by the TSO for the Grid User(s) using an Exit Service at Interconnection Point IZT and/or at Zeebrugge. This UK Compliancy Adjustment Service consists of the following aspects:~~

- ~~a. If, for a given hour, Grid User has at least the same quantity of UK Compliant Entry ($UKCE_{h,g}$) at the H Zone as Exit at IZT and Zeebrugge ($XUK_{h,g}$), the Exit quantity at IZT and Zeebrugge for Grid User is considered to be UK Compliant ($UKCX_{h,g}$), and no UK Compliancy Polluter Fee ($UKPF_{h,g}$) shall be charged to Grid User and no Gas Quality Constraint shall be set for Grid User~~
- ~~;~~
- ~~b. If Grid User has less UK Compliant Entry ($UKCE_{h,g}$) at the H Zone than his Exit quantity at IZT and at Zeebrugge ($XUK_{h,g}$), then:~~
 - ~~(i) On a reasonable endeavour basis, the TSO uses the Nitrogen Blending Installation to make the UK Non Compliant quantities UK Compliant.~~

~~The TSO charges the UK Pollution Fee ($UKPF_{h,g}$) to the Grid User as set out in section 3.9.3;~~

- ~~(ii) The TSO has the right to set a Gas Quality Constraint interrupting or reducing part or all of the UK Non Compliant Exit ($UKNCX_{h,g}$) on Interconnection Point IZT and/or Zeebrugge, as provided for in section 3.9.2;~~

~~This Service is an implicit service, which cannot be subscribed by Grid Users and which is performed by the TSO for each Grid User on the Exit at IZT and/or Zeebrugge.~~

~~3.9.1 — UK Compliant Natural Gas~~

~~The applicable Wobbe specification for UK Compliant Natural Gas in the context of this UK Compliancy Adjustment Service is the upper Wobbe limit at IZT of 15,05 kWh/m³(n) (“Maximum UK Wobbe”), as can be amended from time to time.~~

~~Without prejudice to the Specific Requirements for IZT and Zeebrugge and in the context of this Service, when the measured Wobbe index is lower than or equal to the UK Wobbe it is considered to be UK Compliant. Otherwise, it is considered to be UK Non-Compliant.~~

~~3.9.2 — UK Gas Quality Constraint~~

~~3.9.2.1 — Calculation of Exit submitted to UK compliancy~~

~~The Exit that is submitted to UK compliancy ($XUK_{h,g}$) for each Grid User g , is calculated as the matched Netted off Energy Nominations ($NEN_{h,IP,g}^{m}$) of a Grid User g for a given hour h , on the Interconnection Points IZT and/or Zeebrugge.~~

$$~~XUK_{h,g} = \left[\max \left(0; -NEN_{h,IZT,g}^m - NEN_{h,Zeebrugge,g}^m \right) \right]~~$$

~~3.9.2.2 — Calculation of the UK Compliant Entry~~

~~For each Grid User g , and for each hour h , the quantity of UK Compliant Entry ($UKCE_{h,g}$) is determined based on the matched Netted off Energy¹¹ Nomination at each Interconnection Point IP of the H Zone ($NEN_{h,IP,g}^{m}$) for which the last measured Wobbe index is UK compliant.~~

$$~~UKCE_{h,g} = \sum_{IP \in V_{h,g}} \max(0, NEN_{h,IP,g}^m) + \left(\max(0, NCTIN_{h,g}) + \max \left[0; XUK_{h,g} - \max(0, NCTIN_{h,g}) - \sum_{IP \in Hzone} \max(0, NEN_{h,IP,g}^m) \right] \right) \Big|_{\text{Wobbe } HZone \leq \text{Maximum UK Wobbe}}~~$$

~~Where $V_{h,g}$ are all Interconnection Points of the H zone for which the last measured Wobbe index at such Entry is lower or equal than the UK Wobbe.~~

¹¹ ~~Note that Wheeling Services and exit services that are submitted to an OCUC to other IPs than IZT or Zeebrugge and Direct Line Services are not added to these matched Netted off Energy Nominations~~

For as long as the average Wobbe for the H Zone¹²—calculated as a weighted average Wobbe of all Interconnection Points with a physical incoming flow¹³ into the H Zone for the considered hour—is lower than or equal to the UK Wobbe, the quantity of UK Compliant Entry ($UKCE_{h,g}$) is increased by:

- ~~Provisional Net Confirmed Title Transfers for ZTP Notional Trading Services ($NCTTN_{h,g}$), in case the provisional Net Confirmed Title Transfers for ZTP Notional Trading Services ($NCTTN_{h,g}$) are a positive value for hour h and for Grid User g .~~
- ~~The difference between

 - ~~Exit that is submitted to UK compliancy ($XUK_{h,g}$) and~~
 - ~~the total matched Netted off Energy Nomination at each Interconnection Point IP of the H, and~~
 - ~~Provisional Net Confirmed Title Transfers for ZTP Notional Trading Services ($NCTTN_{h,g}$), in case such value is positive~~
 if this difference is positive.~~

~~3.9.2.3 Calculation of the UK Non-Compliant Exit for Grid User~~

~~For every hour, the quantities of UK Non-Compliant Exit at IZT and Zeebrugge ($UKNCX_{h,g}$) for Grid User are calculated as the difference between the matched Netted off Exit Nominations submitted to UK compliancy ($XUK_{h,g}$) and the UK Compliant Entry ($UKCE_{h,g}$).~~

$$\del{UKNCX}_{h,g} = \max[0, XUK_{h,g} - UKCE_{h,g}]$$

~~3.9.2.4 UK Gas Quality Constraint~~

~~For every hour, part or all of the UK Non-Compliant Exit ($UKNX_{h,g}$) at IZT and/or Zeebrugge can be interrupted by the TSO through a UK Gas Quality Constraint, in as provided for in the Operating Procedures (ACT Attachment C.1).~~

~~3.9.3 The UK Pollution Fee~~

~~The calculation of the UK Polluter Fee ($UKPF_{h,g}$) is performed after the Month and at the latest Month + 20 days, based on the final Allocations, and for every Hour of the Month as described below.~~

~~3.9.3.1 Calculation of Exit submitted to UK compliancy~~

~~The Exit that is submitted to UK compliancy for each Grid User g , is based on the Netted off Energy Allocation ($NEA'_{h,IP,g}$) of a Grid User g for a given Hour h , on the Interconnection Points IZT and Zeebrugge.~~

¹² ~~The last calculated Wobbe for the H Zone for the current hour will be available via the Electronic Data Platform.~~

¹³ ~~For Eynatten 1 and Eynatten 2 the physical incoming flow shall be determined based on the sum of both Interconnection Points. This is also the case for Zelzate 1 and Zelzate 2.~~

$$XUK'_{h,g} = \left[\max \left(0, -NEA'_{h,IZT,g} - NEA'_{h,Zeebrugge,g} \right) \right]$$

3.9.3.2 Calculation of the UK Compliant Entry

For each Grid User g , and for each hour h , the quantity of UK Compliant Entry ($UKCE'_{h,g}$) is determined based on the final Netted-off Energy¹⁴ Allocations at each Interconnection Point IP of the H Zone ($NEA'_{h,IP,g}$) for which the last measured Wobbe index is UK Compliant:

$$UKCE'_{h,g} = \sum_{IP \in \{V_h\}} \max(0, NEA'_{h,IP,g}) + \left(\max(0, NCTTN'_{h,g}) + \max \left[0, XUK'_{h,g} - \max(0, NCTTN'_{h,g}) - \sum_{IP \in Hzone} \max(0, NEA'_{h,IP,g}) \right] \right) \Big|_{Wobbe Hzone \leq \text{Maximum UK Wobbe}}$$

Where V_h are all Interconnection Points of the H zone for which the last measured Wobbe index at such Entry is lower or equal than the UK Wobbe.

For as long as the average Wobbe for the H Zone¹⁵—calculated as a weighted average Wobbe of all Interconnection Points with a physical incoming flow¹⁶ into the H Zone for the considered hour—is lower than or equal to the UK Wobbe, the quantity of UK Compliant Entry ($UKCE'_{h,g}$) is increased by:

- Net Confirmed Title Transfers for ZTP Notional Trading Services ($NCTTN'_{h,g}$), in case the Net Confirmed Title Transfers for ZTP Notional Trading Services ($NCTTN'_{h,g}$) are a positive value for hour h and for Grid User g ;
- The difference between
 - Exit that is submitted to UK compliancy and
 - the total final Netted-off Energy Allocations at each Interconnection Point IP of the H, and
 - Net Confirmed Title Transfers for ZTP Notional Trading Services ($NCTTN'_{h,g}$), in case such value is positive
 if this difference is positive.

3.9.3.3 Calculation of the UK Non-Compliant Exit Allocations for Grid User

For every hour, the quantities of UK Non-Compliant Exit at IZT and/or Zeebrugge ($UKNCX'_{h,g}$) for Grid User are calculated as the difference between the Exit Allocations submitted to UK compliancy ($XUK'_{h,g}$) and the UK Compliant Entry ($UKCE'_{h,g}$):

$$UKNCX'_{h,g} = \max \left[XUK'_{h,g} - UKCE'_{h,g}, 0 \right]$$

¹⁴ Note that Wheeling services and Exit services that are submitted to an OCUC to other IPs than IZT or Zeebrugge and Direct Line services are not added to these Netted-off Energy Allocations

¹⁵ The last calculated Wobbe for the H Zone for the current hour will be available via the Electronic Data Platform.

¹⁶ For Eynatten 1 and Eynatten 2 the physical incoming flow shall be determined based on the sum of both Interconnection Points. This is also the case for Zelzate 1 and Zelzate 2.

~~3.9.3.4 Degree of UK Pollution per Interconnection Point~~

~~The Degree of UK Non-Compliance ($D'_{h,IP}$) for a considered hour h for a considered Interconnection Point IP is calculated as the deviation between the last measured Wobbe index on the respective Interconnection Point ($Wobbe'_{h,IP}$) and the Maximum UK Wobbe (15.05 kWh / m³(n)), and is calculated as follows:~~

~~$$D'_{h,IP} = \min\left(\frac{\max(0; Wobbe'_{h,IP} - MaximumUKWobbe)}{(15,56 - MaximumUKWobbe)}; 1\right)$$~~

~~The Degree of UK Non-Compliance ($D'_{h,Hzone}$) for a considered hour h for the H zone is calculated as the deviation between the last calculated Wobbe index on the H zone ($Wobbe'_{h,Hzone}$) and the Maximum UK Wobbe (15.05 kWh / m³(n)), and is calculated as follows:~~

~~$$D'_{h,Hzone} = \min\left(\frac{\max(0; Wobbe'_{h,Hzone} - MaximumUKWobbe)}{(15,56 - MaximumUKWobbe)}; 1\right)$$~~

~~3.9.3.5 Degree of UK Pollution per Grid User~~

~~The Degree of UK pollution ($P'_{h,g}$) for a Grid User g for a given hour h is calculated as the sum of, for each Interconnection Point, the Degree of UK Non-Compliance ($D'_{h,IP}$) to the Netted-off Energy Allocations ($NEA'_{h,IP,g}$) of Grid User g .~~

~~This is a weighted average, which is calculated as follows:~~

~~$$P'_{h,g} = \frac{\left(\sum_{IP \in \{V_{h,g}\}} [D'_{h,IP} \times (\max[NEA'_{h,IP,g}; 0])] \right) + \left(D'_{h,Hzone} \times \max\left[0; XUK'_{h,g} - \sum_{IP \in Hzone} \max(0; NEA'_{h,IP,g})\right] \right)}{\left(\sum_{IP \in \{V_{h,g}\}} \max[NEA'_{h,IP,g}; 0] \right) + \left(\max\left[0; XUK'_{h,g} - \sum_{IP \in Hzone} \max(0; NEA'_{h,IP,g})\right] \right)} \Big|_{WobbeHZone > MaximumUKWobbe}$$~~

~~3.9.3.6 UK Polluted Exit~~

~~The UK polluted Exit for an hour h and a Grid User g ($UKP'_{h,g}$) at the Exit IZT and Zeebrugge is calculated by multiplying his degree of UK pollution ($P'_{h,g}$) with his UK Non-Compliant Exit Allocations ($UKNCX'_{h,g}$).~~

~~$$UKP'_{h,g} = UKNCX'_{h,g} \times P'_{h,g}$$~~

~~3.9.3.7 UK Pollution Fee~~

~~The UK Pollution Fee ($UKPF_{h,g}$) for an hour h for a Grid User g is calculated by multiplying the UK pollution ($UKP'_{h,g}$) of the considered Grid User with the applicable Regulated Tariff for the UK Compliance Adjustment service (T_{UKCA}), divided by 1000, as specified in the Regulated Tariffs.~~

~~$$UKPF_{h,g} = \frac{UKP'_{h,g}}{1000} \times T_{UKCA}$$~~

3.10 ~~Imbalance Pooling Service~~

~~The Imbalance Pooling Service enables Grid Users to transfer, per Balancing Zone the hourly Imbalance (based on provisional allocation) or the Net Confirmed Title Transfer for ZTP Physical Trading Services, from one Grid User ('Imbalance Transferor') to another Grid User ('Imbalance Transferee') as an Imbalance Pooling Transfer ($IPT_{h,z,g}$) as follows:~~

- ~~• the Imbalance Transferor shall authorise that its (whole) hourly Imbalance ($I_{h,z,g}$) or the (whole) hourly Net Confirmed Title Transfer for ZTP Physical Trading Services ($NCTTP_{h,g,z}$) being positive as well as negative shall be transferred to the Imbalance Transferee, as provided for in Section 5.3.2;~~
- ~~• the Imbalance Transferee shall authorise that the (whole) hourly Imbalance ($I_{h,z,g}$) or the (whole) hourly Net Confirmed Title Transfer for ZTP Physical Trading Services ($NCTTP_{h,g,z}$) of the Imbalance Transferor, if any, being positive as well as negative shall be taken into account for the calculation of its Grid User Balancing Position, as provided for in Section 5.3.2;~~
- ~~• the transfer of the hourly Net Confirmed Title Transfer for ZTP Physical Trading Services shall be performed by the TSO before the Imbalance Transfer Service, as provided in section 3.8.2;~~
- ~~• the transfer of the hourly Imbalance and the transfer of the Net Confirmed Title Transfer for ZTP Physical Trading Services will be performed by the TSO as implicit Nominations on the ZTP Notional Trading Services for the transfer of the hourly Imbalance and on the ZTP Physical Trading Services for the transfer of the hourly Net Confirmed Title Transfer for ZTP Physical Trading Services and will be accounted for as transactions for both Parties in accordance with Section 6.3.1.8;~~
- ~~• a Grid User can only perform the role of either Imbalance Transferor or Imbalance Transferee per transfer type being the transfer of the hourly Imbalance or the transfer of the hourly Net Confirmed Title Transfer for ZTP Physical Trading Services;~~
- ~~• as an Imbalance Transferee a Grid User can enter per type of transfer into several Imbalance Pooling Services with more than one Imbalance Transferor; and;~~
- ~~• for the avoidance of doubt, the Imbalance Transferor remains liable vis à vis the TSO for any Allocation Settlements in accordance with Section 5.4 when applicable.~~

~~The Imbalance Pooling Service can be subscribed according to the rules defined in ACT Attachment B and via the Imbalance Pooling Service form (ACT Attachment G).~~

3.8 Substitution Services

The Substitution Services enable a Grid User holding unbundled Transmission Service at an Interconnection Point to either convert the Transmission Service into a bundled Transmission Service on the same Interconnection Point, or to transfer (part of) that Transmission Service to another Interconnection Point. It is to be understood that Substitution Services are not modifying the existing Transmission Services except for, as the case may be, the Interconnection Point, the quantity, the tariff and/or the capacity type.

3.113.8.1 Capacity Conversion Service

The Capacity Conversion Service enables Grid Users holding unbundled capacity at one side of an Interconnection Point to convert this capacity into bundled capacity according to the conditions set forth in ACT – Attachment B and free of extra charge. To apply, the Grid User will use the ~~form G.1.m~~–Service Request Form for Capacity Conversion Service" as published on the Fluxys Belgium website~~in Attachment G.~~

3.8.2 Reshuffling Service

Only unbundled Firm or Backhaul Entry and Exit Transmission Services are eligible for Reshuffling Service. Entry and Exit Transmission Services that are associated with Cross Border Delivery Service, OCUC and Wheeling Transmission Services are not eligible for Reshuffling Service.

The service is offered to Grid User having a $MTSR_{d,f,y,IP}$ on each day of the period starting on 1 October 2018 and ending on 30 September 2023. The eligible MTSR for Reshuffling Service - 5 years option – ($MTSR_{RS5}$) on an Interconnection Point, in one direction, corresponds to the smallest $MTSR_d$ on that Interconnection Point and in that direction on the considered period.

The service is also offered to Grid User having a $MTSR_{d,f,y,IP}$ on each day of the period starting on 1 October 2019 and ending on 30 September 2023. The eligible MTSR for Reshuffling - 4 years option – ($MTSR_{RS4}$) on an Interconnection Point, in one direction, corresponds to the smallest $MTSR_d$ on that Interconnection Point and in that direction on the considered period.

For the avoidance of doubts, the $MTSR_{RS4}$ and $MTSR_{RS5}$ are constant over the whole considered period.

In the framework of the Reshuffling Service, TSO shall offer to the Grid User holding $MTSR_{RS4}$ or $MTSR_{RS5}$ on an Interconnection Point and in one direction the possibility to transfer its existing Transmission Services during the considered period under the strict conditions that:

- Grid User subscribes new Transmission Services on any other Interconnection Point¹⁷ flat over each Gas Year of the considered period. Such new Transmission Services shall have the same direction than the existing Transmission Services to be reshuffled and generate equivalent monthly capacity fees for TSO (based on tariffs applicable at the time of the allocation and without taking into account any premium due by Grid User for a given auction); and
- Grid User surrenders the existing Transmission Services to be reshuffled on each Gas Year of the considered period according to ACT-Attachment E.

For the avoidance of doubts, Grid User shall be released from the rights and obligations of (part of) its existing Transmission Services under the Surrender process (with applicable tariff due) only in case it did not manage to acquire the requested new Transmission Services and TSO was able to reallocate (part of) the existing Transmission Services.

The applicable tariff for Reshuffling Service is set out in Article 6.2.13 of the current Attachment.

The Reshuffling Service can only be requested during a subscription window as set out in Subscription & Allocation of Services (ACT – Attachment B).

3.8.3 L/H Capacity Switch Service

In the framework of the physical L-gas to H-gas conversion project, TSO shall proceed with the commercial conversion of the concerned L-gas domestic exists each year on the 1st of June.

The L/H Capacity switch Service is offered each Gas Year, free of charge, to Grid Users having a $MTSR_{d,f,y,IP}$ Entry on an Interconnection Point on the L-Zone after the 1st of June of that Gas Year. Only unbundled Firm Entry Transmission Services are eligible for the L/H Capacity Switch Service.

Each Gas Year Y, following the confirmation of the conversion planning made by Synergrid, TSO shall publish the percentages $P_{LH,Y+1}$ and $P_{LH,Y+2}$ that depends on the level of Domestic Exit Points of the L-Zone capacities that are scheduled to be converted to H-gas between the 1st of June 2018 and the start of Gas Years Y+1 and Y+2, respectively.

The quantity that will be eligible for the L/H Capacity Switch Service on a Interconnection Point of the L-Zone for the Gas Year Y+1 ($MTSR_{LHCS,Y+1}$), shall be

¹⁷ On H-Zone or L-Zone

equal to the $MTSR_{d,e}$ such Grid User holds on that Interconnection Point on the 1st of June of Gas Year Y multiplied by the applicable percentage $P_{LH,Y+1}$.

$$\underline{MTSR_{LHCS, Y+1} = MTSR_{1/06/Y, X} P_{LH,Y+1}}$$

The quantity that will be eligible for the L/H Capacity switch Service on a L-gas Interconnection Point for the Gas Years Y+x ($MTSR_{LHCS, Y+x}$), shall be equal to the $MTSR_{d,e}$ such Grid User holds on that Interconnection Point on the 1st of June of Gas Year Y multiplied by the applicable percentage $P_{LH, Y+x}$.

$$\underline{MTSR_{LHCS, Y+x} = MTSR_{1/06/Y, X} P_{LH, Y+2}}$$

In the framework of the L/H Capacity Switch Service, TSO shall offer to the GU holding $MTSR_{LHCS}$ on an Interconnection Point on the L-Zone the possibility transfer (part of the) of the underlying existing Transmission Services during the considered Gas Years at the strict conditions that:

- Grid User subscribes new Entry Transmission Services on any Interconnection Point of the H-Zone for the considered Gas Years. Such new Transmission Services shall have the same quantity in kWh/h than the existing Transmission Services to be switched; and
- Grid User surrenders the existing L-gas Entry Transmission Services to be switched on the considered Gas Years according to ACT – Attachment E.

For the avoidance of doubts, Grid User shall be released from the rights and obligations of (part of) its existing Transmission Services under the Surrender process (with applicable tariff due) only in case it did not manage to acquire the requested new Transmission Services and TSO was able to reallocate (part of) the existing Transmission Services.

The L/H Capacity switch Service can only be requested during a subscription window as set out in Subscription & Allocation of Services (ACT – Attachment B).

On an exceptional basis, in order to facilitate the application of the L/H Capacity switch Service, TSO shall in 2018 offer to Grid Users having a contracted Entry $MTSR$ at a L-gas Interconnection Point in the coming Gas Years, an unique opportunity to align its L-gas Entry portfolio on Gas Year by transferring the quantity above its minimum Entry $MTSR_d$ over a Gas Year to any Interconnection Point on the H-Zone, provided that that quantity is available on the Primary market. This transfer can only be requested during a subscription window as set out in Subscription & Allocation of Services (ACT – Attachment B).

4 Nominations, Metering and Allocations

4.1 Overview

The following table illustrates the different parameters for Nominations and Allocations at Interconnection Points and Domestic Exit Points, defined and used in this section.

		Interconnection Point		Domestic Exit Point
		Entry	Exit	Exit only
<i>Nominations</i>	Initial	EEN_h	XEN_h	XEN_h
	Last	EEN'_h	XEN'_h	XEN'_h
<i>Allocations</i>	Provisional	EEA_h & EVA_h	XEA_h & XVA_h	XEA_h & XVA_h
	Final	EEA'_h & EVA'_h	XEA'_h & XVA'_h	XEA'_h & XVA'_h
<i>Metering</i>	Provisional	EM_h & VM_h & GCV_h	EM_h & VM_h & GCV_h	EM_h & VM_h & GCV_h
	Validated	EM'_h & VM'_h & GCV'_h	EM'_h & VM'_h & GCV'_h	EM'_h & VM'_h & GCV'_h

4.2 Nominations

In order to notify the TSO of the quantity of Natural Gas that will flow at each Interconnection Point, at the exception of Interconnection Point GDLux, or End User Domestic Exit Point, the Grid User shall send Nominations and, if applicable, renominations to the TSO, according to the Operating Procedures (ACT – Attachment C.1).

The Nominations and Allocation for Entry and Exit Services subject to a Wheeling or an OCUC, are independent from other Entry and Exit Services through the use of separate nomination codes, as described in the Operating Procedures (ACT – Attachment C.1).

4.3 Metering

Each Interconnection Point or Domestic Exit Point may contain one or more Nodes providing hourly measurement data, as set out in the Metering Procedures (ACT - Attachment D).

4.4 Allocations

At each Interconnection Point, at the exception of Interconnection Point GDLux, or Domestic Exit Point, the TSO shall allocate a quantity of the Natural Gas measured to each Grid User for which Natural Gas is transported at that Point, according to the relevant Allocation Agreement or Operating Balancing Agreement, as set out in the Operating Procedures (ACT - Attachment C.1).

The determination of provisional allocations of Natural Gas takes place every hour. The determination of the final allocated quantities of Natural Gas takes place on M+1 for every hour.

On Interconnection Point GDLux, Grid User receives from the TSO an allocation quantity of the Natural Gas equal to the hourly imbalance $I_{h,g,before}$ allocation GDLux of this Grid User calculated in accordance with the access code for transmission of Creos between Creos and Grid User. This quantity is equal to the Initial Allocation EEA_h or XEA_h . The final Allocation EEA'_h or XEA'_h shall be equal to the Initial Allocation EEA_h or XEA_h .

4.5 ~~Scheduling fees~~

~~At the End User Domestic Exit Points, Monthly Scheduling Fees will be calculated taking into account the accuracy of the initial Nominations and the accuracy of the last Nominations. No Monthly Scheduling Fee shall be due neither for Distribution Domestic Exit Points nor for Interconnection Points.~~

~~For each End User Domestic Exit Point with a total $MTSR_d$ of all Grid Users together that exceeds 200 000 kWh/h, the difference between the initial Exit Energy Nomination XEN_h (at $d-1$ at 14:00 hours) and the final Exit Energy Allocation XEA'_h must not exceed 100 000 kWh, at each hour. The Initial Exit Scheduling IXS_h is defined as:~~

$$~~IXS_h = \max(0, |XEN_h + XEA'_h| - 100\,000 \text{ kWh})~~$$

~~For each End User Domestic Exit Point, if IXS_h is positive, an Incentive for Initial Exit Scheduling $IIXS_m$ will be applied, corresponding to 0.2 % of IXS_h , calculated at a fix gas price of 0.02 €/kWh, cumulated for all hours of Month m :~~

$$~~IIXS_m = \sum_m \sum_d IXS_h \times 0.002 \times 0.02 \text{ €/kWh}~~$$

~~Additionally, for each End User Domestic Exit Point where the $MTSR_d$ is higher than or equal to 200 000 kWh/h, the difference between the last Exit Energy Nomination XEN'_h and the final Exit Energy Allocation XEA'_h must not exceed 100 000 kWh, at each hour. The Last Exit Scheduling LXS_h is defined as :~~

$$~~LXS_h = \max(0, |XEN'_h + XEA'_h| - 100\,000 \text{ kWh})~~$$

~~For each End User Domestic Exit Point, if LXS_h is positive, an Incentive for Last Exit Scheduling $ILXS_m$ will be applied, corresponding to 0.2 % of LXS_h , calculated at a standard gas price of 0.02 €/kWh, cumulated for all hours of Month m :~~

$$~~ILXS_m = \sum_m \sum_d LXS_h \times 0.002 \times 0.02 \text{ €/kWh}~~$$

5 Balancing

There are balancing settlements (Within-Day and End-of-Day) and allocation settlements (only End-of-Day):

- Balancing settlements are based on provisional data (H+1);
- Allocation settlements are settlements based on the difference between the provisional and the final data and are settled after the considered Month.

The quantity to be settled by an balancing Within-Day hourly settlement for a Grid User ($GE_{h,z,g}$, $GS_{h,z,g}$), for an hour h not being the last hour of the considered Gas Day depends on:

- the provisional hourly allocations ($EEA_{h,g}$, $XEA_{h,g}$) for Grid User for the Interconnection Points and the Domestic Exit Points of the considered Zone;
- the Net Confirmed Title Transfers for ZTP Notional Trading Services¹⁸ of the considered Zone, for the Grid User, ($NCTTN_{h,z,g}$);
- the Imbalance Pooling Transfer ($IPT_{h,z,g}$) of the considered Zone - as Imbalance Transferee or Imbalance Transferor - under the Imbalance Pooling Service;
- the Market Balancing Position before the settlement ($MBP^*_{h,z}$) versus the Market Threshold ($MT^+_{h,z}$, $MT_{h,z}$);
- the proportion of the Grid User Balancing Position before the settlement ($GBP^*_{h,z,g}$) in the sum of the Excess Causing Grid Users or Shortfall Causing Grid Users, as the case may be;

The quantity to be settled by balancing End-of-Day settlement for a Grid User (End-of-Day Grid User Excess: $GE_{d,z,g}$, or End-of-Day Grid User Shortfall: $GS_{d,z,g}$) depends on:

- the Grid User Balancing Position before settlement of the last hour of the Gas Day ($GBP^*_{d,z,g}$).

The difference between final and provisional allocations is settled via Allocation Settlements, based on section [5.45.4](#).

5.1 Balancing obligations for Grid Users

Pursuant to article 86 of the Code of Conduct, it is forbidden for Grid User to deliberately create an imbalance for reasons of commercial opportunities. A Grid User will not commit any act that would be constitutive of abuse and/or manipulation of the balancing system.

If a Grid User commits such act, then the TSO shall have the right to:

- refuse the (re)nominations of this Grid User; and

¹⁸ Net Confirmed Title Transfer for ZTP Physical Trading Services ($NCTTP_{h,z,g}$) are considered as net Entry or Exit Allocations at Interconnection Point Zeebrugge

- charge to this Grid User, and the Grid User shall have to pay, any balancing costs incurred by the TSO relating to the specific behaviour of this Grid User.

It is reminded to Grid Users that the non-compliance of article 86 of the Code of Conduct shall be sanctioned under criminal law, in accordance with article 234 of the Code of Conduct.

5.2 Consideration of Net Confirmed Title Transfers into Grid User Balancing Position

For each hour, the TSO takes Net Confirmed Title Transfers for ZTP Trading Services¹⁹ into account for determining the Grid User Balancing Position ($GBP_{h,z,g}$) of the Grid User on the related Zone, as set out in section 5.35.3. Purchases are added as positive values to the Grid User Balancing Position, whereas sales are added as negative values to the Grid User Balancing Position.

The TSO may suspend the right to use the ZTP Trading Services for a Grid User with immediate effect and until further notice as soon as the Grid User has realized imbalances and/or is subject to settlements that may cause amounts to be due and payable, arising from the balancing regime, that are of such a nature that TSO may reasonably not expect to receive full and timely payment of these amounts.

5.3 Balancing Settlements

5.3.1 Market Threshold ($MT^+_{h,z}$; $MT^-_{h,z}$)

The table below shows the default Market Threshold values for each period of the year, for the H Zone.

Month	Jan	Feb	Mar	Apr	May	Jun	Jul	Aug	Sep	Oct	Nov	Dec
$MT^+_{h,H\ zone}$	22 GWh	22 GWh	22 GWh	25 GWh	29 GWh	29 GWh	30 GWh	30 GWh	29 GWh	25 GWh	22 GWh	22 GWh
$MT^-_{h,H\ zone}$	-22 GWh	-22 GWh	-22 GWh	-25 GWh	-29 GWh	-29 GWh	-30 GWh	-30 GWh	-29 GWh	-25 GWh	-22 GWh	-22 GWh

The table below shows the default Market Threshold values for each period of the year, for the L Zone.

Month	Jan	Feb	Mar	Apr	May	Jun	Jul	Aug	Sep	Oct	Nov	Dec
$MT^+_{h,L\ zone}$	13 GWh	13 GWh	13 GWh	13 GWh	15 GWh	15 GWh	16 GWh	16 GWh	15 GWh	13 GWh	13 GWh	13 GWh
$MT^-_{h,L\ zone}$	-13 GWh	-13 GWh	-13 GWh	-13 GWh	-15 GWh	-15 GWh	-16 GWh	-16 GWh	-15 GWh	-13 GWh	-13 GWh	-13 GWh

¹⁹ Net Confirmed Title Transfer for ZTP Physical Trading Services ($NCTTP_{h,z,g}$) are considered as net Entry or Exit Allocations at Interconnection Point Zeebrugge

The TSO has the right to modify, at any time and acting in accordance with the standards of a Prudent and Reasonable Operator, the effective values of the Market Thresholds in function of the Transmission Grid operating conditions (for example but not limited to: in case of high gas demand, or as from an Incident Management level, etc) in accordance with the Operating Procedures (ACT – Attachment C.1).

Any structural revision of these Market Thresholds, based on evolved flexibility requirements of the market in Belgium, shall be evaluated together with CREG and announced in due time on the website and on the Electronic Data Platform.

5.3.2 Within-Day balancing position before settlement

The Grid User starts the Gas Day with a Grid User Balancing Position which is equal to zero.

The hourly Imbalance ($I_{h,z,g}$) for an hour h for a Zone z and for Grid User g is calculated as the sum of all provisional hourly Entry Energy Allocations²⁰ for Grid User for the Interconnection Points of the considered Zone ($EEA_{h,g}$) increased by the provisional hourly Exit Energy Allocations¹³ (negative values) for Grid User g for the Interconnection Points and the Domestic Exit Points of the considered Zone ($XEA_{h,z,g}$), increased by the Net Confirmed Title Transfers for ZTP Notional Trading Services²¹ ($NCTTN_{h,z,g}$):

$$I_{h,z,g} = \sum_{Zone} EEA_{h,g} + \sum_{Zone} XEA_{h,z,g} + NCTTN_{h,z,g}$$

The Grid User Balancing Position before settlement ($GBP^*_{h,z,g}$) for an hour h for a Zone z and for Grid User g is calculated by adding the Grid User Balancing Position after settlement of the previous hour ($GBP_{h-1,z,g}$), the hourly Imbalance ($I_{h,z,g}$) such as higher calculated and the Imbalance Pooling Transfer ($IPT_{h,z,g}$) (as Imbalance Transferee or Imbalance Transferor) under the Imbalance Pooling Service, if applicable:

$$GBP^*_{h,z,g} = GBP_{h-1,z,g} + I_{h,z,g} + IPT_{h,z,g}$$

Where $IPT_{h,z,g}$ meaning the Imbalance Pooling Transfer of

- the Imbalance Transferor for which the Imbalance Transferor has an Imbalance Pooling Service in place;

²⁰ Entry and Exit Services submitted to an Operational Capacity Commitment and Wheeling Services, Direct Lines and Zee Platform Services are not considered in the hourly Imbalance, and for Distribution Domestic Exit, the Exit Energy Allocations are calculated as set out in the Operating Procedures (ACT - Attachment C.1).

²¹ Net Confirmed Title Transfer for ZTP Physical Trading Services ($NCTTP_{h,z,g}$) are considered as net Entry or Exit Allocations at Interconnection Point Zeebrugge

- the Imbalance Transferee being the sum of the Imbalance Pooling Transfers of all Imbalance Transferors for whom the Imbalance Transferee has an Imbalance Pooling Service in place.

Such Grid User Balancing Position before settlement is communicated to the Grid User as set out in the Operating Procedures (ACT – Attachment C.1).

The Market Balancing Position before settlement ($MBP^*_{h,z}$) for an hour h for a Zone z is calculated by taking the sum of the Grid User Balancing Position before settlement ($GBP^*_{h,z}$) of all Grid Users for the considered hour and Zone:

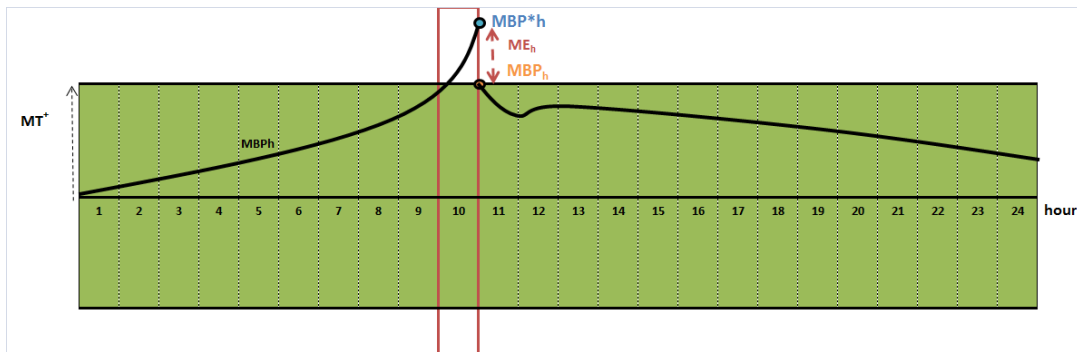
$$MBP^*_{h,z} = \sum_{allGridUsers} GBP^*_{h,z,g}$$

Such Market Balancing Position is communicated to the Grid User as set out in the Operating Procedures.

5.3.3 Within-Day Market Excess

In case the Market Balancing Position before settlement ($MBP^*_{h,z}$) for an hour h not being the last hour of the Gas Day exceeds the upper Market Threshold ($MT^+_{h,z}$), there is a Market Excess ($ME_{h,z}$), which is calculated as the difference between the Market Balancing Position before settlement ($MBP^*_{h,z}$) and the upper Market Threshold ($MT^+_{h,z}$), rounded up (ceiling) taking into account the rounding parameter ($RMLS_{h,z}$):

$$ME_{h,z} = \max \left[\left\lceil \frac{MBP^*_{h,z} - MT^+_{h,z}}{RMLS_{h,z}} \right\rceil * RMLS_{h,z}; 0 \right]$$



This Within-Day Market Excess ($ME_{h,z}$) is settled with the Excess Causing Grid Users ($ECG_{h,z}$), being Grid Users with a positive Grid User Balancing Position before settlement ($GBP^*_{h,z}$).

$$ECG_{h,z} : GBP^*_{h,z} > 0$$

The Within-Day Grid User Excess ($GE_{h,z,g}$) is calculated by distributing the Market Excess ($ME_{h,z}$) according to the proportion of the Grid User Balancing Position before settlement ($GBP^*_{h,z,g}$) in the sum of the Grid User Balancing Positions before settlement of all Excess Causing Grid Users, and is communicated to the Grid User as set out in the Operating Procedures.

$$GE_{h,z,g} = ME_{h,z} \times \frac{GBP^*_{h,z,g}}{\sum_{\text{Excess Causing Grid Users}} GBP^*_{h,z}}$$

The Within-Day Grid User Excess Balancing Settlement ($GEBS_{h,z,g}$ - €) is calculated by multiplying the hourly Grid User Excess quantity ($GE_{h,z,g}$ - kWh) by minus one (negative value means this amount is credited) and by the hourly Excess Balancing Settlement Price ($EBS_{h,z}$ - €/kWh).

$$GEBS_{h,z,g} = -GE_{h,z,g} \times EBS_{h,z}$$

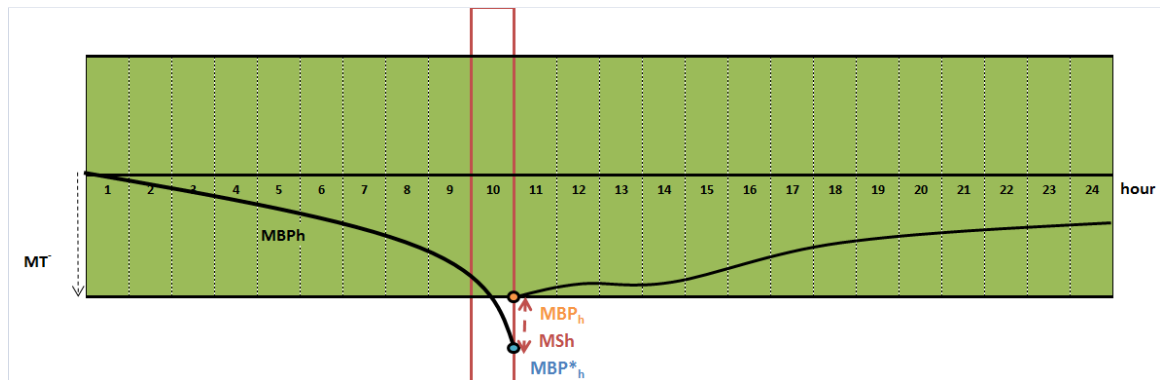
In case of Within-Day Market Excess, Excess Balancing Settlement Price ($EBS_{h,z}$) is calculated as the minimum between the Excess Balancing Price ($EBP_{h,z}$) and the Gas Price (GP_d) to which the Small Adjustment for causer (SA_{causer}) is applied:

$$EBS_{h,z} = \min(EBP_{h,z}; GP_d \times (1 - SA_{causer}))$$

5.3.4 Within-Day Market Shortfall

In case the Within-Day Market Balancing Position before settlement ($MBP^*_{h,z}$) for an hour h not being the last hour of the Gas Day is lower than the lower Market Threshold ($MT_{h,z}$), there is a Market Shortfall ($MS_{h,z}$, positive value), which is calculated as the absolute value of the difference between the Market Balancing Position before settlement ($MBP^*_{h,z}$, negative value) and the Market Threshold ($MT_{h,z}$, negative value), rounded up (floor) taking into account the rounding ($RMLS_{h,z}$):

$$MS_{h,zone} = \left\lceil \min \left(\left[\frac{MBP^*_{h,z} - MT_{h,z}}{RMLS_{h,z}} \right] * RMLS_{h,z}; 0 \right) \right\rceil$$



This Within-Day Market Shortfall ($MS_{h,z}$) is settled with the Shortfall Causing Grid Users ($SCG_{h,z}$), being Grid Users with a negative Grid User Balancing Position before settlement ($GBP^*_{h,z}$).

$$SCG_{h,z} : GBP^*_{h,z} < 0$$

The Grid User Shortfall ($GS_{h,z,g}$) is calculated by distributing the Market Shortfall ($MS_{h,z}$) according to the proportion of the Within-Day Grid User Balancing Position before settlement ($GBP^*_{h,z,g}$) in the sum of the Grid User Balancing Positions before settlement of all Shortfall Causing Grid Users, and is communicated to the Grid User as set out in the Operating Procedures (ACT – Attachment C.1).

$$GS_{h,z,g} = MS_{h,z} \times \frac{GBP^*_{h,z,g}}{\sum_{\text{sum of all Shortfall Causing Grid Users}} GBP^*_{h,z}}$$

The Within-Day Grid User Shortfall Balancing Settlement ($GSBS_{h,z,g}$ - €) is equal to the Within-Day Grid User Shortfall ($GS_{h,z,g}$ - kWh) multiplied by the Shortfall Balancing Settlement Price ($SBSP_{h,z}$ - €/kWh).

$$GSBS_{h,z,g} = GS_{h,z,g} \times SBSP_{h,z}$$

In case of Within-Day Market Shortfall, Shortfall Balancing Settlement Price ($SBSP_{h,z}$) is calculated as the maximum between the Shortfall Balancing Price ($SBP_{h,z}$) and the Gas Price (GP_d) to which the Small Adjustment for causer (SA_{causer}) is applied:

$$SBSP_{h,z} = \max(SBP_{h,z}; GP_d \times (1 + SA_{causer}))$$

5.3.5 Within-Day balancing position after settlement

The Grid User Balancing Position after settlement ($GBP_{h,z,g}$) for an hour h (not being the last hour of the considered Gas Day) for a Zone z and for Grid User g is calculated by adding the Grid User Balancing Position before settlement of the considered hour ($GBP^*_{h,z,g}$) to the Grid User Shortfall for the considered hour ($GS_{h,z,g}$), decreased by the Grid User Excess for the considered hour ($GE_{h,z,g}$):

$$GBP_{h,z,g} = GBP^*_{h,z,g} + GS_{h,z,g} - GE_{h,z,g}$$

The Market Balancing Position after settlement ($MBP_{h,z}$) for an hour h for a Zone z is calculated by taking the sum of the Grid User Balancing Position after settlement ($GBP_{h,z,g}$) of all Grid Users for the considered hour and Zone:

$$MBP_{h,z} = \sum_{\text{allGridUsers}} GBP_{h,z,g}$$

5.3.6 End-of-Day Market Excess and End-of-Day Market Shortfall

In case the End-of-Day Market Balancing Position before settlement ($MBP^*_{d,z}$), being the Market Balancing Position before settlement of the last hour of the Gas Day ($MBP^*_{last\ h,z}$) is a positive value, there is an End-of-Day Market Excess ($ME_{d,z}$), which is equal to such End-of-Day Market Balancing Position before settlement. In case the End-of-Day Market Balancing Position before settlement is a negative value, there is an End-of-Day Market Shortfall ($MS_{d,z}$ – positive value), which is equal to such End-of-Day Market Balancing Position before settlement (absolute value).

$$MBP^*_{d,z} = MBP^*_{last\ h,z}$$

$$\text{If } MBP^*_{d,z} > 0: ME_{d,z} = MBP^*_{d,z}; MS_{d,z} = 0$$

$$\text{If } MBP^*_{d,z} < 0: MS_{d,z} = |MBP^*_{d,z}|; ME_{d,z} = 0$$

$$\text{If } MBP^*_{d,z} = 0: MS_{d,z} = ME_{d,z} = 0$$

The Excess Causing Grid Users are the Grid Users with a positive End-of-Day Grid User Balancing Position before settlement ($GBP^*_{d,z}$), being the Grid User Balancing Position before settlement of the last hour of the Gas ($GBP^*_{last\ h,z}$). The Shortfall Causing Grid Users are the Grid Users with a negative End-of-Day Grid User Balancing Position before settlement ($GBP^*_{d,z}$).

$$GBP^*_{d,z} = GBP^*_{last\ h,z}$$

$$ECG_{d,z} : GBP^*_{d,z} > 0$$

$$SCG_{d,z} : GBP^*_{d,z} < 0$$

5.3.7 End-of-Day Settlements in case of End-of-Day Market Excess

For Excess Causing Grid Users, the End-of-Day Grid User Excess Balancing Settlement ($GEBS_{d,z,g}$) is equal to the End-of-Day Grid User Balancing Position before settlement ($GBP^*_{d,z,g}$) multiplied by the End-of-Day Excess Balancing Settlement Price ($EBSP_{d,z}$), multiplied by minus one (negative settlement means that amount is credited).

$$GEBS_{d,z,g} = -GBP^*_{d,z,g} \times EBSP_{d,z}$$

In case of End-Of-Day Market Excess, Excess Balancing Settlement Price ($EBSP_{d,z}$) is calculated as the minimum between the Excess Balancing Price ($EBP_{d,z}$) and the Gas Price (GP_d) to which the Small Adjustment for causer (SA_{causer}) is applied:

$$EBSP_{d,z} = \min(EBP_{d,z}; GP_d \times (1 - SA_{causer}))$$

For Grid Users who are not causing the Market Excess (being all other Grid Users than the Excess Causing Grid Users), the End-of-Day Grid User Shortfall Balancing Settlement ($GSBS_{d,z,g}$) is equal to the End-of-Day Grid User Balancing Position before settlement ($GBP^*_{d,z,g}$ - absolute value) multiplied by the End-of-Day Shortfall Balancing Settlement Price ($SBSP_{d,z}$).

$$GSBS_{d,z,g} = |GBP^*_{d,z,g}| \times SBSP_{d,z}$$

In case of End-Of-Day Market Excess, Shortfall Balancing Settlement Price ($SBSP_{d,z}$) is calculated as the maximum between the Shortfall Balancing Price ($SBP_{d,z}$) and the Gas Price (GP_d) to which the Small Adjustment for helper (SA_{helper}) is applied :

$$SBSP_{d,z} = \max(SBP_{d,z}; GP_d \times (1 + SA_{helper}))$$

5.3.8 End-of-Day Settlements in case of End-of-Day Market Shortfall

For Shortfall Causing Grid Users, the End-of-Day Grid User Shortfall Balancing Settlement ($GSBS_{d,z,g}$) is equal to the End-of-Day Grid User Balancing Position before settlement ($GBP^*_{d,z,g}$ - absolute value) multiplied by the End-of-Day Shortfall Balancing Settlement Price ($SBSP_{d,z}$).

$$GSBS_{d,z,g} = |GBP^*_{d,z,g}| \times SBSP_{d,z}$$

In case of End-Of-Day Market Shortfall, Shortfall Balancing Settlement Price ($SBSP_{d,z}$) is calculated as the maximum between the Shortfall Balancing Price ($SBP_{d,z}$) and the Gas Price (GP_d) to which the Small Adjustment for causer (SA_{causer}) is applied:

$$SBSP_{d,z} = \max(SBP_{d,z}; GP_d \times (1 + SA_{causer}))$$

For Grid Users who are not causing the Market Shortfall (being all other Grid Users than the Shortfall Causing Grid Users), the End-of-Day Grid User Excess Balancing Settlement ($GEBS_{d,z,g}$) is equal to the End-of-Day Grid User Balancing Position before settlement ($GBP^*_{d,z,g}$) multiplied by the End-of-Day Excess Balancing Settlement Price ($EBSP_{d,z}$), multiplied by minus one (negative balancing settlement value means that amount is credited).

$$GEBS_{d,z,g} = - GBP^*_{d,z,g} \times EBSP_{d,z}$$

In case of End-Of-Day Market Shortfall, Excess Balancing Settlement Price ($EBSP_{d,z}$) is calculated as the minimum between the Excess Balancing Price ($EBP_{d,z}$) and the Gas Price (GP_d) to which the Small Adjustment for helper (SA_{helper}) is applied:

$$EBSP_{d,z} = \min(EBP_{d,z}; GP_d \times (1 - SA_{helper}))$$

5.3.9 End-of-Day balancing position after settlement

The End-of-Day Grid User Balancing Position after settlement ($GBP_{d,z,g}$) for a Zone z and for Grid User g is equal to 0 (zero). As a consequence the End-of-Day Market Balancing Position after settlement ($MBP_{d,z}$) for a Zone z is also equal to 0 (zero).

5.4 Allocation Settlements

The difference between provisional allocations and the final allocations is settled via the Allocation Settlements.

The quantity to be settled for Gas Day d for a Grid User g , in the Zone z for Allocation Settlement ($AS_{d,z,g}$) is calculated as the sum of the difference between the provisional and final Entry Allocations ($EEA'_{h,z,g}$ and $EEA_{h,z,g}$ respectively) and between the provisional and final Exit Allocations ($XEA'_{h,z,g}$ and $XEA_{h,z,g}$ respectively).

$$AS_{d,z,g} = \sum_{h \in d} \left[(EEA_{h,z,g} - EEA'_{h,z,g}) + (XEA_{h,z,g} - XEA'_{h,z,g}) \right]$$

The following cases can occur:

- Allocation Settlement Grid User Sale ($ASGS_{d,z,g}$);
- Allocation Settlement Grid User Purchase ($ASGP_{d,z,g}$).

5.4.1 Allocation Settlement Grid User Sale

In case the Allocation Settlement ($AS_{d,z,g}$) is negative, there will be an Allocation Settlement Grid User Sale ($ASGS_{d,z,g}$ – negative value):

$$ASGS_{d,z,g} = AS_{d,z,g} * GP_{d,z,g}$$

5.4.2 Allocation Settlement Grid User Purchase

In case the Allocation Settlement ($AS_{d,z,g}$) is positive, an Allocation Settlement Grid User Purchase ($ASGP_{d,z,g}$ – positive value) will take place:

$$ASGP_{d,z,g} = AS_{d,z,g} * GP_{d,z,g}$$

6 Invoicing

6.1 General

There are ~~4~~4 monthly invoices:

- Monthly ~~FIX~~ Invoice;
- 4 Monthly ~~COM~~ Self-billing Invoice;

- Monthly COM2 Invoice;
- Monthly COM2 Self-billing Invoice.~~is composed by:~~
 - ~~Monthly COM Invoice;~~
 - ~~Monthly COM Self-Billing Invoice;~~
 - ~~Monthly COM2 Invoice;~~
 - ~~Monthly COM2 Self-Billing Invoice;~~
- ~~Monthly VAR Invoice;~~
- ~~Monthly ADM Invoice.~~

The following Fees are invoiced with the Monthly ~~FIX~~ Invoice:

- Monthly Capacity Fees;
- Monthly Variable Flex Fee;
- ~~Monthly Capacity Pooling Service Fee;~~
- Monthly Zee Platform Fee;
- Monthly Capacity Fee for Quality Conversion H→L ~~Capacity Fee;~~
- Monthly Variable Fee for Quality Conversion H->L;
- Monthly Capacity Fee for Quality Conversion L->H ~~Capacity Fee;~~
- ~~Monthly Fixed Fees for ZTP Trading Services;~~
- Monthly Fee for implicitly allocated Transmission Service at Zeebrugge Interconnection Point for Imbalance Transfer Service.

~~The following Fees are invoiced with the Monthly COM Invoice:~~

- ~~Monthly COM Invoice;~~
- Monthly Energy In Cash Fee;
- ~~Monthly Variable Fee for Quality Conversion H->L;~~
- Monthly Allocation Settlement Grid User Purchase Fees;
- Monthly Transmission Imbalance Fee;
- Monthly Odorisation Fee;
- ~~Monthly UK Compliancy Adjustment Fee;~~
- ~~Monthly Scheduling Fees;~~
- Monthly ~~Variable~~ Fixed Fees for ZTP Trading Services and transactions;

- Monthly Incentive Fees.
- Monthly Administrative Fees.

The following Fees are invoiced with the Monthly Self-billing Invoice

- ~~Monthly COM Self-billing Invoice:~~
- Monthly Allocation Settlement Grid User Sales Fees.

⊖

The following Fees are invoiced with the Monthly COM2 Invoice:

- ~~Monthly COM2 Invoice:~~
- ⊖ ● Shortfall Monthly Balancing Settlement Fee;
- If applicable, Monthly Balancing Neutrality Charge Fee.

⊖

The following Fees are invoiced with the Monthly COM2 Self-billing Invoice:

- ~~Monthly COM2 Self-billing Invoice:~~
- ⊖ ● Excess Monthly Balancing Settlement Fee;
- ⊖ ● If applicable, Monthly Balancing Neutrality Charge Fee.

~~The following Fees are invoiced with the Monthly VAR Invoice:~~

- ~~Monthly Incentive Fees.~~

~~The following Fees are invoiced with the Monthly ADM Invoice:~~

- ~~Monthly Administrative Fees.~~

6.2 Monthly ~~Fix~~ Invoice

6.2.1 Monthly Capacity Fees

The Monthly Capacity Fee (*MCAF*) is calculated for the *MTSR* subscribed by Grid User for each Interconnection Point or Domestic Exit Point, for each Transmission Service, for each Capacity Type and for each Rate Type.

Monthly Capacity Fees can either be:

- positive, for the *MTSR* subscribed by the Grid User or;
- negative, Grid User will be credited by the TSO in case of buy-back, surrender of capacity or long-term use-it-or-lose-it, as described in section 6.2.1.1.

6.2.1.1 Monthly Capacity Fees at Interconnection Points

For Yearly Transmission Services at an Interconnection Point IP²², the Monthly Capacity Fee is the sum, for each Gas Day of the considered Gas Month, of the terms that are the result of the following calculations:

- The quantity for Grid User g , of Transmission Service ts , of Capacity Type ct , with Rate Type yearly (y), for Interconnection Point IP , for Gas Day d ($MTSR_{d,ts,ct,y,IP,g}$)²³;
- multiplied by the corresponding Regulated Tariff ($T_{ts,ct,IP}$)
- divided by the number of Days in the considered Year (N_y).

$$= \sum_{\text{all days } d \text{ of month } m} \left[MTSR_{d,ts,ct,y,IP,g} \times \frac{T_{ts,ct,IP}}{N_y} \right]$$

For Seasonal Transmission Services, the Monthly Capacity Fee is the sum, for each Gas Day of the considered Month of the terms that are the result of the following calculations:

- The quantity of Grid User g , for Transmission Service ts , of Capacity Type ct , with Rate Type seasonal (s), at Interconnection Point IP , for Gas Day d ($MTSR_{d,ts,ct,s,IP,g}$)²⁴;
- multiplied by the corresponding Regulated Tariff ($T_{ts,ct,IP}$);
- multiplied by the Seasonal Coefficient of the considered month m (SC_m);
- divided by the number of Days in the considered Year (N_y).

$$= \sum_{\text{all days } d \text{ of month } m} \left[MTSR_{d,ts,ct,s,IP,g} \times \frac{T_{ts,ct,IP}}{N_y} \times SC_m \right]$$

In addition to the invoicing of the Regulated Tariffs as described in the first two paragraphs of this section, for Transmission Services subscribed by Grid User via an Auction, the Monthly Capacity Fee is increased by the sum of the Auction Premiums for the delivered Transmission Services of this monthly period.

Grid User will be credited for an amount corresponding with the Transmission Services bought back through the buy-back procedure(s), taking into account, for each Gas Day of the considered Month, the following elements:

²² For Wheeling Services, IP refers to “from IP1 to IP2”

²³ As specified in the Regulated Tariffs, for the Transmission Services booked during Within-Day Auctions, the highest hourly MTSR of the Gas Day is taken into account as $MTSR_d$.

²⁴ As specified in the Regulated Tariffs, for Transmission Services booked during Within-Day Auctions, the highest hourly MTSR of the Gas Day is taken into account as $MTSR_d$.

- The sum of the quantities per day of Firm Transmission Services ($MTSR_{BB,d}$) bought back through the relevant buy-back procedure(s); multiplied with
- Price ($P_{BB,g}$) for the relevant buy-back procedure,

$$= \sum_{\text{all days } d \text{ of month } m} \left[\sum [MTSR_{BB,d}] \times P_{BB,g} \right]$$

In case of long term use-it-or-lose-it or surrender as described in Attachment E, Grid User will also be credited.

6.2.1.2 Monthly Capacity Fees at Domestic Exit Points

For Yearly Transmission Services at a Domestic Exit Point XP , the Monthly Capacity Fee is the sum, for each Gas Day of the considered Month, of the terms that are the result of the following calculations:

- The quantity of Grid User g , of Capacity Type ct , with Rate Type yearly (y), at Domestic Exit Point XP , for Gas Day d ($MTSR_{d,ct,y,XP,g}$);
- multiplied by the corresponding Regulated Tariff(s), taking into account the physical MP and DPRS characteristics of the considered Domestic Exit Point ($T_{ct,HP,XP}$, MP_{XP} , $T_{ct,MP,XP}$, $DPRS_{XP}$, T_{DPRS});
- divided by the number of Days in the considered Year (N_y).

$$= \sum_{\text{all days } d \text{ of month } m} \left[MTSR_{d,ts,ct,y,XP,g} \times \frac{(T_{ts,ct,HP,XP} + MP_{XP} \times T_{ct,MP,XP} + DPRS_{XP} \times T_{DPRS})}{N_y} \right]$$

For Seasonal Transmission Services at a Domestic Exit Point XP , the Monthly Capacity Fee is the sum, for each Gas Day of the considered Month, of the terms that are the result of the following calculations:

- The quantity for Grid User g , of Capacity Type ct , with Rate Type seasonal (s), at Domestic Exit Point XP , for Gas Day d ($MTSR_{d,ct,s,XP,g}$);
- multiplied by the corresponding Regulated Tariff(s), taking into account the physical MP and DPRS characteristics of the considered Domestic Exit Point ($T_{ct,HP,XP}$, MP_{XP} , $T_{ct,MP,XP}$, $DPRS_{XP}$, T_{DPRS});
- multiplied by the Seasonal Coefficient of the considered month m (SC_m);
- divided by the number of Days in the considered Year (N_y).

$$= \sum_{\text{all days } d \text{ of month } m} \left[MTSR_{d,ct,s,XP,g} \times \frac{(T_{ts,ct,HP,XP} + MP_{XP} \times T_{ct,MP,XP} + DPRS_{XP} \times T_{DPRS})}{N_y} \times SC_m \right]$$

For Short Term Transmission Services at a Domestic Exit Point XP , the Monthly Capacity Fee is the sum, for each Gas Day of the considered Month, of the terms that are the result of the following calculations:

- The quantity for Grid User g , of Capacity Type ct , with Rate Type Short Term (st), at Domestic Exit Point XP , for Gas Day d ($MTSR_{d,ct,st,XP,g}$)²⁵;
- multiplied by the corresponding Regulated Tariff(s), taking into account the physical MP and DPRS characteristics of the considered Domestic Exit Point ($T_{ct,HP,XP}$, MP_{XP} , $T_{ct,MP,XP}$, $DPRS_{XP}$, T_{DPRS});
- multiplied by the Seasonal Coefficient of the considered month m (SC_m);
- divided by the number of Days in the considered Year (N_y);
- multiplied by the Short Term Multiplier (STM).

$$= \sum_{\text{all days } d \text{ of month } m} \left[MTSR_{d,ts,ct,st,XP,g} \times \frac{(T_{ts,ct,HP,XP} + MP_{XP} \times T_{ct,MP,XP} + DPRS_{XP} \times T_{DPRS})}{N_y} \times SC_m \times STM \right]$$

For Fix/Flex Transmission Services at a Domestic Exit Point XP , the Monthly Capacity Fee is the sum, for each Gas Day of the considered Month, of the terms that are the result of the following calculations:

- The quantity for Grid User g , of Capacity Type ct , with Rate Type Fix/Flex (ff), at Domestic Exit Point XP , for Gas Day d ($MTSR_{d,ct,ff,XP,g}$);
- multiplied by the corresponding Regulated Tariff(s), taking into account the physical MP and DPRS characteristics of the considered Domestic Exit Point ($T_{ff,HP,XP}$, MP_{XP} , $T_{ct,MP,XP}$, $DPRS_{XP}$, T_{DPRS});
- divided by the number of Days in the considered Year (N_y);

$$= \sum_{\text{all days } d \text{ of month } m} \left[MTSR_{d,ts,ct,ff,XP,g} \times \frac{(T_{ff,HP,XP} + MP_{XP} \times T_{ct,MP,XP} + DPRS_{XP} \times T_{DPRS})}{N_y} \right]$$

6.2.1.3 For Direct Line Services

The Yearly Monthly Capacity Fee for Direct Line Services for a Direct Line dl is calculated as the sum, for each Gas Day d of the considered Month m , of the terms that are the result of the following calculations:

- The direct line quantity for Grid User g , of Capacity Type ct , with Rate Type yearly (y), at Domestic Exit Point XP , for Gas Day d ($MTSR_{d,dl,ct,y,XP,g}$);
- divided by the number of Days in the considered Year (N_y).

²⁵ ~~In case the Calendar Day Regime is active, calendar days are invoiced as the reference Gas Day.~~

- multiplied by the sum of the following parameters:
 - the fix Direct Line Tariff ($T_{dl,ct}$),
 - the multiplication of de Distance of the Direct Line (D_{dl}) and the direct Line Distance Tariff ($T_{dl,d}$).

$$= \sum_{\text{all days } d \text{ of month } m} \left[\frac{MTSR_{d,dl,ct,y,XP,g} \times (T_{dl,ct} + D_{dl} \times T_{dl,d})}{N_y} \right]$$

The Seasonal Monthly Capacity Fee for Direct Line Services for a Direct Line dl is calculated as the sum, for each Gas Day d of the considered Month m , of the terms that are the result of the following calculations:

- The direct line quantity of Grid User g , of Capacity Type ct , with Rate Type seasonal (s), at Domestic Exit Point XP , for Gas Day d ($MTSR_{d,dl,ct,s,XP,g}$).
- divided by the number of Days in the considered Year (N_y);
- multiplied by the Seasonal Coefficient of the considered month m (SC_m);
- multiplied by the sum of the following parameters:
 - the fix Direct Line Tariff ($T_{dl,ct}$),
 - the multiplication of de Distance of the Direct Line (D_{dl}) and the direct Line Distance Tariff ($T_{dl,d}$).

$$= \sum_{\text{all days } d \text{ of month } m} \left[MTSR_{d,dl,ct,s,XP,g} \times \frac{(T_{dl,ct} + D_{dl} \times T_{dl,d})}{N_y} \times SC_m \right]$$

6.2.1.4 For Entry and Exit Services subject to a Wheeling

For Entry and Exit Services subject to a Wheeling, a Wheeling Tariff is charged instead of an Entry and an Exit Tariff.

The monthly Wheeling Fee is calculated as the sum, for each Gas Day d of the considered Month m , of the terms that are the result of the following calculations:

- The quantity of Grid User g , for Entry at Interconnection Point $IP1$ and Exit at Interconnection Point $IP2$, for Gas Day d ($MTSR_{d,IP1,IP2,w,g}$);
- divided by the number of Days in the considered Year (N_y);
- multiplied by the Wheeling Tariff ($T_{IP1,IP2,w}$).

$$= \sum_{\text{all days } d \text{ of month } m} \left[\frac{MTSR_{d,IP1,IP2,w,g} \times T_{IP1,IP2,w}}{N_y} \right]$$

6.2.1.5 For Entry and Exit Services subject to an Operational Capacity Usage Commitment

For Entry and Exit Services subject to an Operational Capacity Usage Commitment, an OCUC Tariff is charged instead of an Entry and an Exit Tariff.

The monthly OCUC Fee is calculated as the sum, for each Gas Day d of the considered Month m , of the terms that are the result of the following calculations:

- The quantity of Grid User g , for Entry at Interconnection Point $IP1$ and Exit at Interconnection Point $IP2$, for Gas Day d ($MTSR_{d,IP1,IP2,ocuc,g}$);
- divided by the number of Days in the considered Year (N_y);
- multiplied by the OCUC Tariff ($T_{IP1,IP2,OCUC}$).

$$= \sum_{\text{all days } d \text{ of month } m} \left[\frac{MTSR_{d,IP1,IP2,ocuc,g} \times T_{IP1,IP2,OCUC}}{N_y} \right]$$

6.2.1.6 For Cross Border Delivery Services

As specified in the Regulated Tariffs, the applicable tariff for the ~~subscription~~ implicit allocation of the Cross Border Delivery Service shall be approved by the regulator which is competent with regards to the associated Cross Border Capacity. The invoices sent to Fluxys Belgium by the Adjacent TSO which operates the Cross Border Capacity shall be invoiced “pass-through” to the Grid Users having implicitly allocated ~~subscribed~~ the associated Cross Border Delivery Service pro rata to their respective $MTSR_{cbds}$.

Any potential fee reduction granted to Fluxys Belgium by the Adjacent TSO which operates the Cross Border Capacity as a result of such Cross Border Capacity interruption or any other reason including Force Majeure shall be passed through pro rata to the interrupted part of $MTSR_{f,cbds}$.

6.2.2 Monthly Variable Flex Fee

The Monthly Variable Flex Fee ($MVFF_{g,XP,y,m}$) is only applicable on Transmission Services on End User Domestic Exit Points XP with the Fix/Flex Rate Type. This fee is calculated by taking the difference between the Total Variable Flex Fee in year y up to and including month n ($TVFF_{g,XP,y,n}$) and the Total Variable Flex Fee in year y up to and including month $n-1$ ($TVFF_{g,XP,y,n-1}$) as follows:

$$MVFF_{g,XP,y,n} = TVFF_{g,XP,y,n} - TVFF_{g,XP,y,n-1}$$

The number of Running Hours of a Domestic Exit Point XP , of Grid User g , in year y up to and including month n ($RH_{g,XP,y,n}$) is calculated as follows:

$$RH_{g,XP,y,n} = \frac{\sum_{\text{All months } m \in \{1, \dots, n\} \text{ in year } y} (\sum_{\text{All days } d \text{ of month } m} (\sum_{\text{All hours } h \text{ of day } d} -XEA'_{h,XP,g}))}{MTSR_{d,ff,XP,g}}$$

Based on the number of Running Hours up to and including month n ($RH_{g,XP,y,n}$), on the Regulated Tariff ($T_{flex,XP,1}$ and 2), on the subscribed capacities ($MTSR_{d,ff,XP,g}$) and on the GCV of the Zone in which the Domestic Exit Point is located ($CGCV_z$), the Total Variable Flex Fee up to and including month n ($TVFF_{g,XP,y,n}$) can be calculated as follows:

- For $RH_{g,XP,y,n} \leq \text{RH-TRH}$:

$$TVFF_{g,XP,y,n} = \frac{MTSR_{d,ff,XP,g}}{1000} * RH_{g,XP,y,n} * T_{flex,XP,1} * \frac{CGCV_{zone H}}{CGCV_z}$$

- For $\text{RH-TRH} < RH_{g,XP,y,n}$:

$$TVFF_{g,XP,y,n} = \frac{MTSR_{d,ff,y,XP,g}}{1000} * (\text{RH-TRH} * T_{flex,XP,1} + (RH_{g,XP,y,n} - \text{RH-TRH}) * T_{flex,XP,2}) * \frac{CGCV_{zone H}}{CGCV_z}$$

In case a pooling of Capacity capacity is facilitated under the Pooling Allocation Agreement ~~is~~ in place on a Domestic Exit Point XP , the Capacity Responsible Grid User (~~CRGU~~, as defined in the Allocation Agreement as published on the Fluxys Belgium website ~~ACT – Attachment G~~) has to pay the Monthly Variable Flex Fee for all Running Hours on this Domestic Exit Point XP . These Running Hours will be based on the sum of all Allocations and the sum of subscribed MTSR for all Grid Users active on this Domestic Exit Point XP .

For the avoidance of doubt, in case of transfer of all rights and obligations except for the payment obligation of the Monthly Capacity Fee (assignment with retained payment obligation, as described in ACT – Attachment B), the MVFF remains due by the initial holder and will be calculated based on the sum of the Allocations of both the initial and final capacity holder.

~~6.2.3 Monthly Capacity Pooling Service Fee~~

~~The Monthly Capacity Pooling Service Fee for Grid User g for Month m is calculated by multiplying the number of End User Domestic Exit Points at which Grid User g participates in a Capacity Pooling Service during Month m by the monthly Regulated Tariff for a Capacity Pooling Service.~~

~~$$= \sum_{\text{all days } d \text{ of month } m} NCPS_{d,g} * T_{cps} * \frac{N_m}{N_y}$$~~

6.2.46.2.3 Monthly Zee Platform Fee

The Monthly Zee Platform Fee for Grid User g for Month m is a Fix Fee, in function of the number of Zee Platform Interconnection Points for which Grid User has Zee Platform Services during the considered Month m .

6.2.4 Monthly Quality Conversion H->L Capacity Fee

6.2.56.2.4.1 Monthly Capacity Fee Quality Conversion H->L

The Monthly Capacity Fee for the different H→L Quality Conversion Services qcs is calculated as the sum, for each Gas Day d of the considered Month m , of the terms that are the result of the following calculations:

- The quantity of the Quality Conversion H->L Service of Grid User g , of Quality Conversion Service qcs of the Capacity Type ct , for Gas Day d ($MTRS_{d,QCH->L,qcs,ct,g}$);
- divided by the number of Days in the considered Year (N_y).
- Multiplied by the Regulated Tariff ($T_{QCH->L,qcs}$).

$$= \sum_{all\ qcs} \left[\sum_{all\ days\ d\ of\ month\ m} [MTRS_{d,QCH->L,qcs,ct,g}] * \frac{T_{QCH->L,qcs}}{N_y} \right]$$

6.2.4.2 Monthly Variable Fee for Quality Conversion H->L

The Monthly Variable Fee for Peak Load pl Quality Conversion H->L Service is calculated as follows:

$$= \sum_{all\ days\ d\ of\ month\ m} \left(\frac{\sum_{All\ hours\ of\ day\ d} - XEA'_{h,QCH->L,pl}}{1000} \right) x T_{var\ QCH->L,pl}$$

6.2.66.2.5 Monthly Capacity Fee Quality Conversion L->H Capacity Fee

The Monthly Capacity Fee for Quality Conversion L->H is calculated as the sum, for each Gas Day d of the considered Month m , of the terms that are the result of the following calculations:

- The quantity for Quality Conversion L->H for Grid User g , for Gas Day d ($MTRS_{d,QCL->H,g}$);
- divided by the number of Days in the considered Year (N_y)
- multiplied by the Regulated Tariff ($T_{QCL->H}$).

$$= \sum_{all\ days\ d\ of\ month\ m} \left[MTRS_{d,QCL->H,g} x \frac{T_{QCL->H}}{N_y} \right]$$

~~**6.2.71.1.1 Monthly Fix ZTP Trading Services Fee**~~

~~The Monthly Fix ZTP Trading Services Fee, for Grid User g for Month m , is equal to the Regulated Tariff “ZTP Trading Services Monthly Fixed Fee”: T_{FixZTP}~~

~~This tariff is charged only once per Grid User and per month independently of the number of ZTP Trading Services subscribed by Grid User (ZTP Physical Trading Services, ZTPL Notional Trading Services and/or ZTP Notional Trading Services).~~

~~6.2.8~~**6.2.6** *Monthly Fee for implicitly allocated Transmission Services at the Zeebrugge Interconnection Point for Imbalance Transfer Service*

The Monthly Fee for implicitly allocated Transmission Service at the Zeebrugge Interconnection Point for Imbalance Transfer Service, for Grid User g for Month m is calculated as the sum, for each Gas Day of the considered Gas Month, of the terms that are the result of the following calculations:

- The quantity for Grid User g , of Transmission Service ts (entry or exit) of Capacity Type ct (firm), for Gas Day $(MTRS_{ITSia,d,ts,ct,g})^{26} d$;
- multiplied by the sum of:
 - the corresponding Regulated Tariff for IP Zeebrugge ($T_{ts,ct,IP}$), multiplied by the eventually applicable Seasonal Coefficient of the considered Month m (SC_m), and
 - the corresponding Regulated Tariff for implicit allocation of Transmission Services at the Zeebrugge Interconnection Point for Imbalance Transfer Service ($T_{ITS,shortfall}$ or $T_{ITS,excess}$),
 - divided by the number of Days in the considered Year (N_y)

$$= \sum_{\text{all days } d \text{ of month } m} \left[MTRS_{ITSia,d,entry,firm,g} \times \left(\frac{T_{entry,firm,Zeebrugge} * SC_m + T_{ITS,excess}}{N_y} \right) + MTRS_{ITSia,d,exit,firm,g} \times \left(\frac{T_{exit,firm,Zeebrugge} + T_{ITS,shortfall}}{N_y} \right) \right]$$

~~6.3~~ **6.3 Monthly COM Invoice**

~~6.3.1~~ **6.3.1 Monthly COM Invoice**

~~6.3.1.1~~**6.2.7** *Monthly Energy In Cash Fee*

The Monthly Energy In Cash Fee is applicable on all Connection Points, except for Zeebrugge and the Installation Point “QC” and is calculated as follows:

- the sum of the final Energy Allocations of the considered Gas Day

$$(EEA'_{d,g}, -XEA'_{d,g})^{27}.$$

²⁶ As specified in the Regulated Tariffs, for the Within Day Transmission Services, the highest hourly MTSR of the Gas Day is taken into account as $MTRS_d$.

- multiplied by the Energy In Cash Tariff (T_{EIC}),
- multiplied by the Gas Price for Gas Day d (GP_d).

$$= \sum_{\text{all days } d \text{ of month } m} \left[\left(\sum_{\text{All hours } h \text{ of day } d} EEA'_{h,g} \right) x T_{EIC} x GP_d \right] + \sum_{\text{all days } d \text{ of month } m} \left[\left(\sum_{\text{All hours } h \text{ of day } d} - XEA'_{h,g} \right) x T_{EIC} x GP_d \right]$$

$$= \sum_{\text{all days } d \text{ of month } m} \left[\left(\sum_{\text{All hours } h \text{ of day } d} EEA'_{h,g} \right) x CT x GP_d \right] + \sum_{\text{all days } d \text{ of month } m} \left[\left(\sum_{\text{All hours } h \text{ of day } d} - XEA'_{h,g} \right) x CT x GP_d \right]$$

~~6.3.1.21 1.1.1 Monthly Variable Fee for Quality Conversion H > L~~

~~The Monthly Variable Fee for Peak Load pl Quality Conversion H > L Service is calculated as follows:~~

$$= \sum_{\text{all days } d \text{ of month } m} \frac{\left(\sum_{\text{All hours } h \text{ of day } d} - XEA'_{h, QCH \rightarrow L, pl} \right)}{1000} x T_{\text{var } QCH \rightarrow L, pl}$$

~~6.3.1.3~~ **6.2.8 Monthly Allocation Settlement Fees**

The calculation of the Allocation Settlement Fees is described in Section 8 of this Attachment:

- Allocation Settlement Grid User Purchase ($ASGP_{d,z,g}$).

~~6.3.1.4~~ **6.2.9 Monthly Transmission Imbalance Fees**

The Monthly Transmission Imbalance Fees for the considered Month m consist of the settlement of the Transmission Imbalance for the following Services:

- Services submitted to an Operational Capacity Usage Commitment;
- Wheeling Services;
- Direct Line Services;
- Zee Platform Services.

These Services are normally balanced on an hourly basis, but there can be small differences, for example but not excluded to the matching process.

The Transmission Imbalance ($TI'_{h,g}$) for a Grid User g for a Hour h is the sum of all final Entry Allocations for the abovementioned Services increased by the final Exit

²⁷ Including Entry, Exit, Wheeling, Entry and Exit subject to Operational Capacity Usage Commitment, Zee Platform, and Direct Line.

Energy Allocations (negative values) for the abovementioned Services for the considered Grid User for the considered Hour.

The Monthly Transmission Imbalance Settlement Fee is calculated as, for each Gas Day d , the sum of the hourly Transmission Imbalances ($TI'_{h,g}$) for Grid User g multiplied by the Gas Price (GP_d) for the considered Gas Day.

$$= \sum_{\text{all days } d \text{ of month } m} \left[\sum_{\text{All hours } h \text{ of day}} TI'_{h,g} \times GP_d \right]$$

~~6.3.1.5~~ **6.2.10 Monthly Odourisation Fees**

The Monthly Odourisation Fee is applicable for Domestic Exit Points other than Distribution Domestic Exit Points, and is calculated by multiplying the odourisation coefficient of the considered Domestic Exit Point (ODO_{XP}) by the sum of the final Domestic Exit Energy Allocations ($XEA'_{h,XP}$) of the considered Domestic Exit Point for the considered Month and by the Regulated Tariff for Odourisation (T_{ODO}).

$$= \sum_{\text{all days } d \text{ of month } m} \left(\frac{\sum_{\text{All hours } h \text{ of day } d} -XEA'_{h,g,XP}}{1000} \right) \times ODO_{XP} \times T_{ODO}$$

6.2.11 Monthly Fixed ZTP Trading Services Fee

6.2.11.1 Monthly Fixed fees for ZTP Trading Services Fee

The Monthly Fixed ZTP Trading Services Fee, for Grid User g for Month m , is equal to the Regulated Tariff “ZTP Trading Services Monthly Fixed Fee”: T_{FixZTP} .

This tariff is charged only once per Grid User and per month independently of the number of ZTP Trading Services subscribed by Grid User (ZTP Physical Trading Services, ZTPL Notional Trading Services and/or ZTP Notional Trading Services).

~~6.3.1.6 Monthly UK Compliancy Adjustment Fee~~

~~The Monthly UK Polluters Fee for Grid User g for Month m is calculated in function of UK Pollution for that month as described in paragraph 3.9.3.~~

~~6.3.1.7 Monthly Scheduling Fees~~

~~The calculation of the following Monthly Scheduling Fees is described in section 4.5:~~

- ~~• Incentive for Initial Exit Scheduling (IXS_m);~~
- ~~• Incentive for Last Exit Scheduling ($ILXS_m$);~~

~~6.3.1.8~~ **6.2.11.2 Monthly Variable Fees for ZTP Trading Services and transactions**

The Monthly Variable Fee for ZTP Trading Services is calculated as follows:

$$= \sum_{\text{alldays of month}} NE_{d,g} \times T_{VarZTP}$$

Where:

- $NE_{d,g}$ represents the nominated energy (explicit or implicit – see Section [1.13.10](#)), in MWh, during day “d” on ZTP Services. If for a given Day or part thereof several Nominations or Renominations have been received, the highest nominated figures shall apply for said Day and ZTP Trading Services.
- T_{VarZTP} is the regulated variable tariff for ZTP Trading Services

6.2.12 Capacity Exceedings

The calculation of the following Capacity Exceedings is described in section 3.1.3.1.3:

- Peak Incentive for Exceeding of Entry Energy ($IEEE_{m,p,IP,g}$),
- Non-Peak Incentive for Exceeding of Entry Energy ($IEEE_{m,np,IP,g}$),
- Peak Incentive for Exceeding of Exit Energy ($IEXE_{m,p,IPorXP,g}$);
- Non-Peak Incentive for Exceeding of Exit Energy ($IEXE_{m,np,IPorXP,g}$).

6.2.13 Monthly Administrative Fees

~~(i) Over the counter Assignment:~~

~~In case the Grid User assigns a Transmission Service on the Secondary Market via an over the counter Assignment, an administrative fee is due in accordance with the Regulated Tariffs, for each over the counter Assignment in which Grid User g was a party in Month m.~~

(i) Assignment on behalf of the Grid User:

In case the TSO assigns a Transmission Service on the Secondary Market on behalf of the Grid User, an administrative fee is due in accordance with the Regulated Tariff “Transfer of capacity – Transaction realised by Fluxys Belgium on behalf of”.

(ii) Surrender of capacity:

In case a Grid User surrenders a Transmission Service, an administrative fee for the reallocated Transmission Services is due in accordance with the Regulated Tariff “Transfer of capacity – Transaction realised by Fluxys Belgium on behalf of”.

(ii) Cancellation of non-used capacity in case of congestion:

In case the TSO suspends a non-used capacity in case of congestion, based on a decision of the CREG as set out in Congestion Management (ACT - Attachment E),

an administrative fee is charged for each cancellation for Grid User g , during Month m , as set out in the Regulated Tariffs.

(iv) Real time data delivery services on the Electronic Data Platform

In case Grid User has subscribed the real time data delivery services on the Electronic Data Platform, the fix monthly Regulated Tariff for this service is due, in accordance with the Regulated Tariffs.

(v) Reshuffling of capacity

In case a Grid User reshuffles a Transmission Service, an administrative fee is due for the effectively released Transmission Services in accordance with the Regulated Tariff “Transfer of capacity – Transaction transferred by Fluxys Belgium on behalf of”.

~~6.3.2~~ **6.3 Monthly ~~COM~~ Self-billing Invoice**

~~6.3.2.1~~ **6.3.1 Monthly Allocation Settlement Grid User Sales Fees**

The calculation of the Allocation Settlement Fees is described in section 5.4 of this Attachment:

- Allocation Settlement Grid User Sale ($ASGS_{d,z,g}$)

~~6.3.3~~ **6.4 Monthly COM2 Invoice**

~~6.3.3.1~~ **6.4.1 Shortfall Monthly Balancing Settlement Fee**

The calculation of the following Balancing Settlement Fees is described in section 5.3:

- Within-Day Grid User Shortfall Balancing Settlement ($GSBS_{h,z,g}$);
- End-of-Day Grid User Shortfall Balancing Settlement ($GSBS_{d,z,g}$);

The Shortfall Monthly Balancing Settlement Fee is calculated as the sum of the Shortfall Balancing Settlements for all the Hours of all the days in the Month.

~~6.3.3.2~~ **6.4.2 Monthly Balancing Neutrality Charge Fee**

The Neutrality Charge Fee and the applicable Allocation_rule are determined in accordance with the Regulated Tariffs.

~~6.3.4~~ **6.5 Monthly COM2 Self-Billing Invoice**

~~6.3.4.1~~ **6.5.1 Excess Monthly balancing settlement Fee**

The calculation of the following Balancing Settlement Fees is described in section ~~5.3~~ **5.3**:

- Within-Day Grid User Excess Balancing Settlement ($GEBS_{h,z,g}$);
- End-of-Day Grid User Excess Balancing Settlement ($GEBS_{d,z,g}$);

The Excess Monthly Balancing Settlement Fee is calculated as the sum of the Excess Balancing Settlements for all the Hours of all the days in the Month.

~~6.3.4.2~~ **6.5.2 Monthly Balancing Neutrality Charge Fee**

The Neutrality Charge Fee and the applicable Allocation_rule are determined in accordance with the Regulated Tariffs.

Monthly VAR Invoice

Monthly Incentive Fees

~~6.3.4.3 Capacity Exceedings~~

~~The calculation of the following Capacity Exceedings is described in section 3.1.3:~~

- ~~• Peak Incentive for Exceeding of Entry Energy ($IEEE_{m,p,IP,g}$);~~
- ~~• Non-Peak Incentive for Exceeding of Entry Energy ($IEEE_{m,np,IP,g}$);~~
- ~~• Peak Incentive for Exceeding of Exit Energy ($IEXE_{m,p,IPorXP,g}$);~~
- ~~• Non-Peak Incentive for Exceeding of Exit Energy ($IEXE_{m,np,IPorXP,g}$);~~

Monthly ADM Invoice

Monthly Administrative Fees

~~(ii) Over-the-counter Assignment:~~

~~**In case the Grid User assigns a Transmission Service on the Secondary Market via an over-the-counter Assignment, an administrative fee is due in accordance with the Regulated Tariffs, for each over-the-counter Assignment in which Grid User g was a party in Month m.**~~

~~(iii) Assignment on behalf of the Grid User:~~

~~**In case the TSO assigns a Transmission Service on the Secondary Market on behalf of the Grid User, an administrative fee is due in accordance with the Regulated**~~

~~Tariff “Transfer of capacity—Transaction realised by Fluxys Belgium on behalf of”.~~

~~(iv) — Surrender of capacity:~~

~~In case a Grid User surrenders a Transmission Service, an administrative fee for the reallocated Transmission Services is due in accordance with the Regulated Tariff “Transfer of capacity—Transaction realised by Fluxys Belgium on behalf of”.~~

~~(v) — Cancellation of non-used capacity in case of congestion:~~

~~In case the TSO suspends a non-used capacity in case of congestion, based on a decision of the CREG as set out in Congestion Management (ACT—Attachment E), an administrative fee is charged for each cancellation for Grid User g, during Month m, as set out in the Regulated Tariffs.~~

~~(vi) — Real time data delivery services on the Electronic Data Platform~~

~~In case Grid User has subscribed the real time data delivery services on the Electronic Data Platform, the fix monthly Regulated Tariff for this service is due, in accordance with the Regulated Tariffs.~~



ACCESS CODE FOR TRANSMISSION

Attachment B:

Subscription & Allocation of Services

Table of contents

Table of contents	2
1 Definitions	443
2 General	776
2.1 Registration as a Grid User	776
2.2 Registration for PRISMA and the Electronic Booking System	887
3 Primary Market	887
3.1 Subscription of Services	887
3.2 Rate Types	10109
3.3 Subscription and Allocation of Services via PRISMA	121211
3.3.1 General	121211
3.3.2 First-Committed-First-Served	121211
3.3.3 Auctions	131312
3.3.4 Service Confirmation	141413
3.4 Subscription and Allocation of Services via EBS	141413
3.5 Subscription and Allocation of Services via written form	161614
3.5.1 Service Request	161614
3.5.2 Service Confirmation	161614
3.6 Specific characteristics for the subscription of specific Services	191915
3.6.1 Services at End User Domestic Exit Point	191915
3.6.2 Wheeling and Operational Capacity Usage Commitment (OCUC)	212116
3.6.3 Zee Platform	272717
3.6.4 ZTP Trading Services	303017
3.6.5 Substitution Services	323217
3.7 Transmissions Services with implicit Allocation from the TSO	353519
3.7.1 Services at Distribution Domestic Exit Points	353519
3.7.2 Services at the Installation Point Loenhout	464631
3.7.3 Services at the Interconnection Point Zeebrugge	474731
3.8 Market based processes for network capacity expansion	484832
3.8.1 Incremental process: bundled capacity on Interconnection Points	484832
3.8.2 Open Season Procedure	515135
4 Secondary Market	535337
4.1 General rules for the Secondary Market	535337
4.2 Secondary Market Procedures	545438
4.2.1 Over-the-counter assignments in written	545438
4.2.2 Over-the-counter assignments via PRISMA	545438
4.2.3 Anonymous assignments via PRISMA	555539
Table of contents	2
1 Definitions	3
2 General	6
 2.1 Registration as a Grid User	6
 2.2 Registration for PRISMA and the Electronic Booking System	7
3 Primary Market	7
 3.1 Subscription of Services	7
 3.2 Rate Types	9
 3.3 Subscription and Allocation of Services via PRISMA	11
 3.3.1 General	11
 3.3.2 First Committed First Served	11
 3.3.3 Auctions	12
 3.3.4 Service Confirmation	13
 3.4 Subscription and Allocation of Services via EBS	13
 3.5 Subscription and Allocation of Services via written form	14
 3.5.1 Service Request	14
 3.5.2 Service Confirmation	14
 3.6 Specific characteristics for the subscription of specific Services	14
 3.6.1 Services at End User Domestic Exit Point	14
 3.6.2 Wheeling and Operational Capacity Usage Commitment (OCUC)	17
 3.6.3 Zee Platform	17

3.6.4	ZTP Trading Services	17
3.6.5	Substitution Services	18
3.7	Transmissions Services with implicit Allocation from the TSO	19
3.7.1	Services at Distribution Domestic Exit Points	19
3.7.2	Services at the Installation Point Loenhout	30
3.7.3	Services at the Interconnection Point Zeebrugge	31
3.8	Market based processes for network capacity expansion	32
3.8.1	Incremental process: bundled capacity on Interconnection Points	32
3.8.2	Open Season Procedure	34
4	Secondary Market	36
4.1	General rules for the Secondary Market	36
4.2	Secondary Market Procedures	37
4.2.1	Over the counter assignments in written	37
4.2.2	Over the counter assignments via PRISMA	37
4.2.3	Anonymous assignments via PRISMA	38

1 Definitions

Unless the context requires otherwise, the definitions set out in the Attachment 3 of the STA apply to this Attachment B. Capitalized words and expressions used in this Attachment B which are not defined in the Attachment 3 of the STA shall have the following meaning:

~~“Activation Window for Calendar Day Regime”: window for asking Calendar Day Regime for an End User Domestic Exit Point, in accordance with the provisions contained in this Attachment B.~~

~~“Allocation Agreement” shall mean the agreement between the End User and the Grid User(s) active on the considered Domestic Exit Point, which sets out the Gas Allocation Rule for the considered Domestic Exit Point.~~

“AMR” or “Automatic Meter Reading” shall mean the Customer Segment consisting of telemetered Final Customers connected to the distribution grid.

“BUJMV_{cs,g,m,ARS}” or “Bottom-Up January Metering Value” is calculated by adding the Bottom-Up January Metering Values for Customers Segment *cs*, for grid user *g*, for month *m*, and per ARS. The Bottom-Up January Metering Value is provided by the DSO, as provided in the Standard Connection Agreement Fluxys Belgium/DSOs.

~~“Calendar Day Regime” shall mean the optional regime that allows Grid Users to subscribe capacities on a calendar day basis instead of the default Gas Day basis.~~

“CAM NC” or “Network code on capacity allocation mechanisms in gas transmission systems” refers to Commission Regulation (EU) 2017/459 of 16 March 2017, repealing Regulation (EU) No 984/2013.

“Customer Segment” or “cs” shall mean the segment of the Final Customer at the Distribution Network, being for the time being S30, S31, S32, S41, AMR, EAV, SMR3, RMV and EMV.

“DC_{d,y}” or “Distribution Capacity” shall mean estimated daily offtake at the Distribution Domestic Exit Points in case of a daily equivalent temperature of -11°C for a considered Gas Year *y*, expressed in kWh/day.

“DC_{d,y,cs}” or “Distribution Capacity” shall mean estimated daily offtake for a specific Customer Segment *cs* of the Distribution Domestic Exit Points in case of a daily equivalent temperature of -11°C for a considered Gas Year *y*, expressed in kWh/day.

“DC_{h,y}” or “Distribution Capacity” shall mean estimated peak hourly offtake at the Distribution Domestic Exit Points in case of a daily equivalent temperature of -11°C for a considered Gas Year *y*, expressed in kWh/h.

“DC_{h,y,cs}” or “Distribution Capacity” shall mean estimated peak hourly offtake for a specific Customer Segment *cs* at the Distribution Domestic Exit Points in case of a daily equivalent temperature of -11°C for a considered Gas Year *y*, expressed in kWh/h.

“**DC_{m,cs,g,ARS}**” or “**Distribution Capacity**” shall mean capacity for Month *m*, for Customer Segment *cs* for Grid User *g* at Distribution Domestic Exit Point *ARS*, expressed in kWh/h.

“**DC_{m,cs,g}**” or “**Distribution Capacity**” shall mean capacity for Month *m*, for Customer Segment *cs* for Grid User *g*, expressed in kWh/h.

“**DC_{m,cs,g,f}**” or “**Distribution Capacity**” shall mean the forecasted capacity for Month *m*, for Customer Segment *cs* for Grid User *g*, expressed in kWh/h.

“**EAV**” or “**Estimated Annual Volume**” shall mean the Customer Segment with manual (non-smart metered) registration of approximate yearly volumes.

“**EMV**” or “**Estimated Monthly Volume**” shall mean the Customer Segment with manual (non-smart metered) registration of approximate monthly volumes.

“**Gas Allocation Rule**” shall mean the formula that allocates the measured quantity of Natural Gas to the Grid User(s) active on the considered Domestic Exit Point.

~~“**Gas Day Regime**” shall mean the default regime that allows Grid Users to subscribe capacities on a Gas Day basis.~~

~~“**Growth Factor**” or “**GF_y**” shall mean the estimated yearly growth in offtakes of Natural Gas at the Distribution Network.~~

“**GF_y**” or “**Growth Factor**” shall mean the estimated yearly growth in offtakes of Natural Gas at the Distribution Network.

“**GRF_{ARS,h}**” or “**GOS Residu Factor**”– hourly value per ARS; factor calculated by the DGO that has to be applied to the allocations resulting from the SLP process in order to allocate fully the energy measurement at the relevant Distribution Domestic Exit Point.

“**IEF_{AMR,y}**” or “**Indicative Estimation Factor**” shall mean the yearly indicative estimation factor for Customer Segment AMR, calculated for Gas Year *y* according to section [3.7.1.2.3.13.7.1.2.3.13.6.1.2.3.1](#).

“**IEF_{EAV,y}**” or “**Indicative Estimation Factor**” shall mean the yearly indicative estimation factor for Customer Segment EAV, calculated for Gas Year *y* according to section [3.7.1.2.3.23.7.1.2.3.23.6.1.2.3.2](#).

“**IEF_{MRC,y}**” or “**Indicative Estimation Factor**” shall mean the yearly indicative estimation factor for Monthly Registered Customers MRC, calculated for Gas Year *y* according to section [3.7.1.2.3.33.7.1.2.3.33.6.1.2.3.3](#).

“**IEF_{S30,y}**” or “**Indicative Estimation Factor**” shall mean the yearly indicative estimation factor for Customer Segment S30, calculated Gas Year *y* according to section [3.7.1.1.4.13.7.1.1.4.13.6.1.1.4.1](#)

“**IEF_{S31,y}**” or “**Indicative Estimation Factor**” shall mean the yearly indicative estimation factor for Customer Segment S31, calculated for Gas Year *y* according to section [3.7.1.1.4.33.7.1.1.4.33.6.1.1.4.3](#)

“**IEF_{S32,m}**” or “**Indicative Estimation Factor**” shall mean the monthly indicative estimation factor for Customer Segment S32, calculated for Gas Year y according to section [3.7.1.1.4.23.7.1.1.4.23.6.1.1.4.2](#).

“**IEF_{S41,y}**” or “**Indicative Estimation Factor**” shall mean the yearly indicative estimation factor for Customer Segment S41, calculated for Gas Year y according to section [3.7.1.1.4.33.7.1.1.4.33.6.1.1.4.3](#).

“**KCF_{cs,h}**” or “**Climate Correction Factor**” hourly value valid per Customer Segment; factor that has to be applied to the allocations resulting from the SLP process in order to take the real temperature into account.

“**Monthly Registered Customers**” or “**MRC**” consists of the SMR3, RMV and EMV Customer Segments. These Customer Segments are grouped for the allocation of Transmission Services.

“**PMV_{m,fc,AMR}**” or “**Peak Metering Value**” shall mean the maximum hourly value for the last 12 months before and including Month m for Final Customer fc of Customer Segment AMR .

“**PMV_{m,fc,S30}**” or “**Peak Metering Value**” shall mean hourly value for Month m for Final Customer fc of Customer Segment $S30$.

“**PRISMA**” is a joint capacity booking platform developed in the framework of the cooperation with other European TSO’s.

“**PRISMA GTC’s**” shall mean the General Terms and Conditions of PRISMA, available on the PRISMA website www.prisma-capacity.eu

“**Pseudo Monthly Registered Customers**” or “**PMRC**” consists of the monthly registered customers in the S31, S32 and S42 Customer Segments. These Customer Segments are grouped for the allocation of Transmission Services under the transitory measure.

“**Q_{fc,cs}**” or “**Yearly Standard Energy Offtake**” shall mean the standard energy offtake of a given Final Customer fc belonging to a given Customer Segment cs .

“**RMV**” or “**Real Monthly Volume**” shall mean the Customer Segment with registration of precise monthly volumes (from 01/m/y 06h00 till 01/m+1/y 06h00) via smart meter through communication of data every month.

“**Service Allocation Rule**” shall mean the rules for processing of Service Requests by the TSO.

“**Service Confirmation**” shall mean the confirmation of the availability and the pricing of the requested Transmission Service by the TSO towards the Grid User.

“**Service Request**” or “**Transmission Service Request**” shall mean a request for subscription of Transmission Services, submitted by a Grid User towards the TSO.

“**SYC_{fc,cs}**” or “**Standard Yearly Consumption**” shall mean the standard energy offtake of a given Final Customer belonging to a given Customer Segment.

“**SLP**_{cs,h}” or “**Standard Load Profile**” - hourly value per Customer Segment; as calculated by the SLP algorithm from the calendar parameters, as published yearly by Synergrid.

“**SMR3**” or “**Smart Meter Regime 3**” shall mean the Customer Segment with registration of hourly volumes via smart meter through communication of data every month.

“**Specific Conditions of a Subscription Window**” shall mean the specific terms and conditions that apply to a particular Subscription Window.

“**Subscribed Transmission Service**” shall mean a Transmission Service that is subscribed by a Grid User.

“**Subscription Window**” shall mean window for asking services in accordance with the provisions of this Annex B and the "terms and conditions" of such a specific window.

“**XEA**’_{h,cs,g}” or “**Exit Energy Allocation**” shall mean hourly value for a Customer Segment *cs* for all Final Customers of Grid User *g*; expressed in kWh.

“**XEA**’_{h,cs,g,ARS}” or “**Exit Energy Allocation**” shall mean hourly value for a Customer Segment *cs* for a Distribution Domestic Exit Point *ARS* for all Final Customers of Grid User *g*; expressed in kWh.

“**XEM**’_{h,fc,AMR}” or “**Exit Energy Metering**” - hourly value, per final customer *fc* and per AMR; expressed in kWh; offtake per hour measured by telemetered installations.

“**XEM**’_{h,fc,S30}” or “**Exit Energy Metering**” shall have the meaning as defined in Access Code for Transmission (ACT – Attachment A).

2 General

2.1 Registration as a Grid User

By entering in a Standard Transmission Agreement with the TSO, a party becomes a Grid User and can subscribe to Transmission Services by the TSO and participate to the Secondary Market.

A party (hereinafter called “the applicant”) that wants to enter in a Standard Transmission Agreement with the TSO provides the TSO with the following information:

- The detailed identity of the applicant;
- In case the application is filed by a trustee, a proof of the mandate.

In case the information provided by the applicant is incomplete, the TSO informs the applicant within five working days after receipt of the incomplete application. The applicant is invited to complete the application.

In case the application is complete, the TSO sends the Standard Transmission Agreement for signature to the applicant within five working days after receipt of such application.

The applicant returns the signed Standard Transmission Agreement to the TSO within ten working days. As of receipt of the signed Standard Transmission Agreement, the applicant is considered as a Grid User.

If within ten working days no signed Standard Transmission Agreement was returned to the TSO, the application is cancelled.

2.2 Registration for PRISMA and the Electronic Booking System

Any Grid User who wants to send Service Requests through PRISMA or through the Electronic Booking System (hereafter EBS), is responsible for complying with the access requirements (e.g. install the required software), as set out in the PRISMA GTC's and in the Electronic Data Platform (ACT – Attachment [HG](#)).

In order to be able to subscribe Services on PRISMA, the Grid User shall:

- accept the PRISMA GTC's with the operator of PRISMA. These are available on PRISMA website www.prisma-capacity.eu and are attached to this Attachment;
- have a valid Standard Transmission Agreement in force with the TSO.

In order to be able to subscribe Services on EBS, the Grid User shall:

- have a valid Standard Transmission Agreement in force with the TSO.
- appoint at least a Single Point of Contact (SPOC) as described in Attachment [HG](#) – EDP.

3 Primary Market

3.1 Subscription of Services

All Transmission Services offered on PRISMA can only to be requested by Grid User via PRISMA, ~~as of 1 November 2015~~.

All other available Transmission Services can be subscribed by Grid User directly via the TSO by the mean of a Service Request either via the Electronic Booking System (see Attachment [HG](#)) or in written (letter, fax, or e-mail), using a Service Request Form (~~see Attachment G. – Forms~~) [as published on the Fluxys Belgium website](#).

Transmission Services are offered as follow:

<u>SERVICES</u>		<u>Sales Channel (1)</u>	<u>Allocation method</u>	<u>Duration (2)</u>
<u>Entry and Exit Services on IPs VIPs & LNG Terminal</u>	<u>Blaregnies L</u>	<u>PRISMA</u>	<u>Auction</u>	<u>Y, Q, M, DA, WD</u>
	<u>Eynatten 1</u>			
	<u>Eynatten 2</u>			
	<u>Hilvarenbeek L</u>			
	<u>IZT</u>			
	<u>'s Gravenvoeren</u>			
	<u>VIP BE-NL¹</u>			
	<u>Virtualys</u>			
	<u>Zandvliet H</u>			
	<u>Zelzate 1</u>			
	<u>Zeebrugge (3)</u>			
	<u>Zelzate 2</u>			
	<u>ZPT</u>			
	<u>Zeebrugge LNG Terminal</u>			
<u>Dunkirk LNG Terminal (4)</u>				
<u>Quality Conversion Service H→L</u>			<u>FCFS</u>	<u>B-o-Y</u>
<u>Quality Conversion Service L→H</u>				<u>Min 1 GD</u>
<u>Capacity Conversion Service Case 1 (unbundled to bundled)</u>				<u>Y, Q, M, DA</u>
<u>Conversion into OCUC and Wheeling (5)</u>				<u>Y, Q, M^o</u>
<u>Entry and Exit Services on Loenhout</u>		<u>Implicit</u>		<u>Not applicable</u>
<u>Exit Service for End Users Domestic Exit Point</u>		<u>EBS</u>	<u>FCFS</u>	<u>Any duration</u>
<u>Exit Service for Distribution Domestic Exit Point</u>		<u>Implicit</u>		<u>Not applicable</u>
<u>Other Services</u>	<u>Zee Platform</u>	<u>Written only</u>	<u>Not applicable</u>	<u>Not applicable</u>
	<u>ZTP Trading Services</u>			
	<u>Imbalance Pooling Service</u>			
	<u>L/H Capacity Switch Service</u>			
	<u>Reshuffling Service</u>			
<u>Capacity Conversion Service Case 2</u>				

(1) - Written procedure can be activated by the TSO as fall-back mechanism, should EBS or PRISMA platforms be unavailable

(2) - (Y)= Yearly, (Q)= Quarterly, (M)= Monthly, (DA)= Day-Ahead, (WD)= Within-Day, (B-o-Y)= Balance of Gas Year, (GD)= Gas Day

(3) - Implicit allocation of Transmission Services at Zeebrugge also possible in the framework of the Imbalance Transfer Service

(4) - With the subscription of Dunkirk LNG Terminal entry capacity the associated Cross Border Delivery Service will be implicitly allocated meaning that they are

¹ The introduction of the virtual Interconnection Point BE-NL will be communicated with a pre-notice of 8 weeks.

matched in quantity, time and Capacity Type as described in ACT – Attachment A. No capacity will be allocable for a Service Period shorter than 1 Gas Day.

(5) - The possibility to use PRISMA to request conversion of Entry and Exit services into OCUCs or Wheelings is being developed. The start date will be confirmed by the TSO at least 4 weeks in advance. Until then, the procedure remains manual

(6) – Except for Dunkirk LNG where OCUC are offered associated with a Cross Border Delivery Service for the same Service Period which can be shorter than for monthly capacities

In the following sections, the Subscription and Allocation of Services is described

- Section ~~3.33.33.33.3~~ concerns the Services subscribed via Prisma
- Section 3.4 concerns the Services subscribed directly with the TSO via EBS
- Section 3.5 concerns the Services subscribed directly with the TSO in written
- Section ~~3.73.73.6~~ concerns the implicit Allocation of Services by the TSO

In case of allocation of Transmission Services relating to a new investment, an open season (Article 5 of the Code of Conduct) or an incremental process (CAM NC) may be, according to the procedures described in section ~~3.83.83.7~~.

3.2 Rate Types

The following Rate Types are attributed as follows:

- For an Entry Service at an Interconnection Point with a Service Period which is a multiple of 12 consecutive calendar months, the Yearly Rate Type is attributed for the Service Period;²
- For an Entry Service at an Interconnection Point with a Service Period which is less than 12 consecutive calendar months, the Seasonal Rate Type is attributed for the Service Period;
- For an Entry Service at an Interconnection Point with a Service Period which is longer than a multiple of 12 consecutive calendar months, the Transmission Service is split up by the Transmission System Operator into¹:
 - i. a Transmission Service with a Yearly Rate Type with a duration of a multiple 12 consecutive calendar months;
 - ii. a Transmission Service with a Seasonal Rate Type, for the remaining Service Period;
- For an Exit Service at an Interconnection Point with any Service Period, the Yearly Rate Type is attributed.
- For an Exit Service at an End User Domestic Exit Point with a requested Service Period which is a multiple of 12 consecutive calendar months, the Yearly Rate Type is attributed for the confirmed Service Period unless the

² Entry Services that are subject to a Wheeling Service or an Operational Capacity Usage Commitment (as set out in Attachment A) always have the Yearly Rate Type attributed. For Direct Line services, the same rules apply as for Exit Services at an End User Domestic Exit Point.

Fix/Flex Rate Type has been subscribed as described in section [3.6.1.33.6.1.33.5.2.7](#);

- For an Exit Service at an End User Domestic Exit Point with a requested Service Period which is between 1 and 12 calendar month, the Seasonal Rate Type is attributed for the confirmed Service Period;
- For an Exit Service at an End User Domestic Exit Point with a requested Service Period which is less than one calendar month³, the Short Term Rate Type is attributed for the confirmed Service Period;
- For an Exit Service at an End User Domestic Exit Point with a Service Period which is longer than a multiple of 12 consecutive calendar months, the Requested Transmission Service is split up by the Transmission System Operator into:
 - i. a Transmission Service with a Yearly Rate Type with a duration of a multiple of 12 consecutive calendar months;
 - ii. a Transmission Service with a Seasonal Rate Type with a duration of the remaining multiple of calendar months;
- For Services towards the Distribution Network that are allocated by the TSO in accordance with section [3.7.13.7.13.6.13.6.1](#), the Rate Type is always “Yearly”.

If the capacity subscription at the Domestic Exit Point is less than 12 consecutive calendar months due to start-up or commissioning of the facilities connected the Transmission Grid (Start-Up and Commissioning), the Yearly Rate Type will apply for a maximum of 6 months and only when capacity requirements are not on regular basis.

Capacity Transmission Services	Service Period	Rate Type	MTSR
Entry Transmission Services	≥ 1 year or multiple of 12 calendar months ^(*)	Yearly	$MTSR_{d,e,ct,y,IP}$
	1 month $\geq x < 1$ year ^(*)	Seasonal	$MTSR_{d,e,ct,s,IP}$
	< 1 month ^(*)		
Exit Transmission Services on Interconnection Points	All Service Periods ^(*)	Yearly	$MTSR_{d,x,ct,y,IP}$
Exit Transmission Services on End User Domestic Exit Points	≥ 1 year or multiple of 12 calendar months	Yearly	$MTSR_{d,x,ct,y,XP}$
	≥ 1 year or multiple of 12 calendar months	Fix/Flex ^(**)	$MTSR_{d,x,ct,ff,XP}$
	1 month ^(***) $\geq x < 1$ year	Seasonal	$MTSR_{d,x,ct,s,XP}$
	< 1 month	Short Term	$MTSR_{d,x,ct,st,XP}$

³ For example: the requested Service Period of a Transmission Service with 14/m/yy as Start Date and 13/m+1/yy as End Date is considered as one calendar month.

Exit Transmission Services on Distribution Domestic Exit Points	All Service Periods	Yearly	$MTSR_{d,x,ct,y,XP}$
---	---------------------	--------	----------------------

- (*)The Service Periods for Transmission Services on Interconnection Points subscribed through PRISMA are defined by default as annual, quarterly, monthly, daily and within-day.
- (**) The Fix/Flex Rate Type can only be attributed for capacity subscriptions of 12 consecutive months from 1 January until and including 31 December of the same year.
- (***) The Service Period of Transmission Services with start date 14/mm/yy and 13/mm+1/yy as end date are considered as 1 calendar month.
- Note that for capacities allocated by the TSO (through implicit allocation), as is the case for Loenhout or for Distribution Domestic Exit Points, the Rate Type is always Yearly.

3.3 Subscription and Allocation of Services via PRISMA

3.3.1 General

Transmission Services are offered on PRISMA by the TSO are allocated via Auctions as described in accordance with the PRISMA GTC's (available on the PRISMA website www.prisma-capacity.eu).

Transmission Services that can be subscribed via PRISMA are offered and can be subscribed in the form of bundled or unbundled products. ~~Entry and Exit Services at Interconnection Points which can only be subscribed via PRISMA, as detailed in section 4.1, will be offered and subscribed in the form of bundled~~ Bundled products are products offered together with the relevant Adjacent Transmission System Operators, as long as the capacities are made available by the Adjacent Transmission System Operator. Remaining available capacity at the Interconnection Points ~~will be~~ is offered on PRISMA as unbundled product, whereby the same rules are applicable as for the bundled products.

In case PRISMA is not available (planned or unplanned unavailability of PRISMA) and upon notification by the TSO of the activation of such fall-back mechanism, the TSO keeps the possibility to offer the available capacity via an unbundled product in written form as the case may be and the Grid User has the right to send its Service Request directly to the TSO, using the appropriate Form as published on the Fluxys Belgium website.

3.3.2 First-Committed-First-Served

The Transmission Services offered on PRISMA via the First-Committed-First-Served mechanism (FCFS) are allocated in the order as they have been requested⁴, for as long as Transmission Services are available.

⁴ A Quality Conversion Request for H→L should be a balance of gas year product with a minimum Service Period of 1 Gas Day, starting at the earliest on the 1st of October of each Gas Year and with a Service Period which ends at 30 September of that Gas Year. The Quality Conversion Services shall be allocated to Grid User taking into account the availability of necessary logistics contracts. A Quality Conversion Request for L→H should have Service Period of minimum 1 Gas Day

The response times to the Service Request via PRISMA are reduced to near real-time if the requested Services are available with the TSO as requested.

The Service Request via FCFS is possible until 2 full hours before the start of the Service. The delay for processing the Service Request and the Service Confirmation are dependent on the process and communication systems.

The request for within-day capacity services are subject to the following conditions:

- For a given Gas Day, it will be possible for Grid Users to request and subscribe (subject to the confirmation via PRISMA of the availability of the capacity) a capacity product starting at the earliest, on the first Gas Hour of the considered Gas Day and at the latest on the last Gas Hour of the considered Gas Day. The product will always be ending at the end of the considered Gas Day.
- The start hour will be calculated automatically by the system based on the contractual timestamp, taking a fullhour+2 lead-time
- For the avoidance of doubt, neither hour blocks, nor combinations of days and hours are possible.
- This implies that a daily product (one full gas day) can be subscribed until 4:00 AM local time the day before.

3.3.3 Auctions

The Transmission Services are offered on PRISMA according to a calendar which is determined annually and published on ENTSOG website and reflected on PRISMA and on Fluxys Belgium websites as well.

The products, bundled or unbundled, are offered on PRISMA following standardized Service Periods,

- On yearly basis, an auction for Gas Year products will be organised and the upcoming 15 Gas Years will be offered.
- On quarterly basis, quarterly products will be auctioned and the upcoming Gas Quarters (starting on the 1st of October, 1st of January, 1st of April or the 1st of July respectively) of the Gas Year will be offered.
- On monthly basis an auction for the following Gas Month will be organized (from the 1st Gas Day to the last Gas Day of any calendar month).
- On daily basis the next Gas Day will be auctioned
- On hourly basis within-day products will be auctioned - the services start within day and end at the end of the Gas Day.

In case of all Firm Capacity is subscribed during an Auction for yearly, quarterly, monthly and daily Services, a new subscription for Interruptible Services for the same duration will be organised after the closure of ~~the-such~~ Firm Auctions, insofar the TSO has identified that it is not possible to offer Firm Capacity in subsequent Auctions for shorter term durations, according to the European-wide agreed calendar published by ENTSOG.

~~Transmission Services offered on PRISMA by the TSO are allocated via Auctions as described in the PRISMA GTC's (available on the PRISMA website www.prisma-capacity.eu).~~ The amount of capacities offered is published ~~at www.prisma-capacity.eu~~ on PRISMA before the beginning of each Auction.

An amount of 20 % of the technical capacity at each Interconnection Point shall be set aside and offered subject to the following provisions:

- an amount equal to 10 % of the technical capacity at each Interconnection Point shall be offered no earlier than in the yearly capacity Auction during the fifth Gas Year preceding the start of the relevant Gas Year; and
- a further amount equal to 10 % of the technical capacity at each Interconnection Point shall first be offered no earlier than the quarterly capacity Auction during the Gas Year preceding the start of the relevant Gas Year.

For the auctioning of yearly, quarterly and monthly Services, an ascending clock Auction algorithm is applied. For the auctioning of daily and within-day Services, a uniform price Auction algorithm is applied (for details, see PRISMA GTC's)

~~In case PRISMA is not available (planned or unplanned unavailability of PRISMA), the TSO keeps the possibility to offer the available capacity via an unbundled product on the Electronic Booking System or in written form as the case may be and the Grid User has the right to send its Service Request directly to the TSO, using the appropriate Form as published on the Fluxys Belgium website (see ACT, Attachment G Forms).~~

~~3.3.2~~ ***Auction Premium charged by TSO***

For bundled Transmission Services, in case the Auction results in an Auction Premium, the Auction Premium will be charged by TSO, in accordance with Attachment A of the Access Code for Transmission. The split factor of the premium between the TSO and the Adjacent TSO is described in the PRISMA GTC's. This percentage is subject to the agreement between TSO and the concerned adjacent Transmission System Operator and to the approval by the respective concerned regulatory authorities.

For unbundled Transmission Services, in case the Auction results in an Auction Premium, the Auction Premium will be charged by TSO, in accordance with Attachment A of the Access Code for Transmission.

~~3.3.3~~ ***3.3.4 Service Confirmation***

In case the Capacity Service was allocated via PRISMA, the Service Confirmation is sent by the TSO once the results are communicated to him, and the TSO registers the Service as a Subscribed Transmission Service. No further signature is required.

3.4 ~~Subscription~~ Subscription and Allocation of Services via EBS

In line with the table of section 3.1, this section is applicable to all Services on ~~Interconnection Points which are not exclusively offered on PRISMA to~~ End User

~~Domestic Exit Points and to Quality Conversion Services other than during a subscription window.~~

In case the Service Request is complete, the Service Request is considered as binding to the Grid User.

The response times to the Service Request via EBS are reduced to near real-time if the requested Services are available with the TSO as requested. Furthermore, for the Domestic Exit Points the near real-time response requires that no change to the Allocation Agreement is necessary for the capacity to be allocated towards the Grid User.

The Service Request via EBS is possible until midnight before the Start Date of the Service on the following Gas Day. The delay for processing the Service Request and the Service Confirmation are dependent on the process and communication systems.

If the Service Request is complete, Services are allocated in the order as they have been requested for as long as Services are available.

~~It is furthermore possible to request within day capacity services exclusively for Zeebrugge Interconnection Point, and according to the following conditions:~~

- ~~• For a given Gas Day, it will be possible for Grid Users to request and subscribe (subject to the confirmation via EBS of the availability of the capacity) a capacity product starting at the earliest, on the first Gas Hour of the considered Gas Day and at the latest on the last Gas Hour of the considered Gas Day. The product will always be ending at the end of the considered Gas Day.~~
- ~~• The start hour will be calculated automatically by the system based on the contractual timestamp, taking a fullhour+2 lead time~~
- ~~• For the avoidance of doubt, neither hour blocks, nor combinations of days and hours are possible.~~
- ~~• This implies that a daily product (one full gas day) can be subscribed until 4:00 AM local time the day before.~~

~~No further signature is required, unless specific information to be communicated to the Grid User~~

The Confirmation of Services will be confirmed in written in case that the Service Request is not fully available. ~~Then the delays for Service Confirmation are applicable, as described in section 3.5.1.33.5.1.3 for Interconnection Points and in section 3.5.2.33.5.2.3 for Domestic Exit Points.~~

In case that the Service Request also needs the signature of the Allocation Agreement for the Domestic Exit Point, then the Grid User will need to follow the procedure as described in [3.6.1.13.6.1.13.5.2.43.5.2.4](#)

3.5 Subscription and Allocation of Services via written form

In line with the table of section 3.1, this section is applicable to all Services ~~on Interconnection Points~~ which are not offered on PRISMA, EBS or which are not implicitly allocated to Grid Users to End User Domestic Exit Points⁵, and to other Services. This written procedure can also be activated by the TSO as fall-back mechanism should EBS or PRISMA platforms be unavailable.

~~3.5.1 Services at Interconnection Points~~

~~3.5.1.1~~ 3.5.1 Service Request

A Grid User can send a Service Request in written (letter, fax, or e-mail), using a ~~Transmission Service Request form (see Attachment G – Forms)~~ as published on the Fluxys Belgium website. The Service Request form contains the details of requested Service in particular the Service and its duration.

In case the Service Request is incomplete the Grid User is invited to complete the Service Request. The TSO informs the Grid User:

- within 2 working days after receipt of the Service Request, in case the requested Start Date is within 5 working days or less;
- within 5 working days after receipt of the Service Request, in case the requested Start Date is later than within 5 working days.

If complete, the Service Request is considered as binding to the Grid User.

~~3.5.1.2~~ ~~Service Allocation Rule~~

~~As long as Firm and Backhaul Transmission Services are available at the Interconnection Points, the requested Transmission Services are allocated as Firm or Backhaul Transmission Services, in the order as they have been requested.~~

~~As set out in Congestion Management (ACT – Attachment E), Interruptible Transmission Services can also be allocated to the requested Transmission Services as a proactive congestion management procedure.~~

~~If and when offered on the considered Interconnection Point, Interruptible Transmission Services are allocated in the order as they have been requested.~~

~~3.5.1.3~~ 3.5.2 Service Confirmation

If the Service Request is complete, Services⁶ are allocated in the order as they have been requested for as long as Services are available. ~~and taking into account the availability of the Requested Service and the Service Allocation Rule detailed in section 3.5.1.23.5.1.2 the~~ The Transmission System Operator sends the Service Confirmation:

⁵ ~~The Allocation Agreement for an End user Domestic Exit Point is handled through EBS unless otherwise requested by the End User.~~

⁶ For Entry, Exit or OCUC Services at DNK LNG, TSO acquires the Cross Border Capacity for the same quantity and period on the grid of the Adjacent TSO and allocates jointly this Cross Border Capacity as Cross Border Delivery Service with the Entry, Exit or OCUC Services.

- within 2 ~~working days~~ Business Days after receipt of the complete Service Request, in case the requested Start Date is within 5 working days or less;
- within 5 ~~working days~~ Business Days after receipt of the complete Service Request, in case the requested Start Date is later than within 5 working days.

The Service Confirmation is sent in written (e-mail) using a Service Confirmation Form as published on the Fluxys Belgium website.~~contains at least the following information:~~

- ~~• Reference to the Standard Transmission Agreement;~~
- ~~• The confirmed Transmission Service with its characteristics;~~
- ~~• The confirmed start date and Service Period;~~
- ~~• The confirmed quantity of the Transmission Service;~~
- ~~• The Interconnection Point;~~
- ~~• The Rate Type;~~
- ~~• The Regulated Tariff applicable at the time of the Service Confirmation.~~

~~As the Service Request was sent in written, the Service Confirmation is also sent in written, using a Transmission Service Confirmation form (see. Attachment G – Forms) and has to be signed by the Grid User within the timing as set out in the Code of Conduct.~~

~~3.5.1.4 Service Subscription~~

~~Service Requests sent in written, will be registered by the TSO as a Subscribed Transmission Service after having received the Transmission Service Confirmation form signed by the Grid User:~~

- ~~• within 2 working days after receipt of the Confirmation Form, in case the requested Start Date is within 5 working days or less;~~
- ~~• within 5 working days after receipt of the Confirmation Form, in case the requested Start Date is later than within 5 working days.~~

~~In case the Grid User did not return the signed Service Confirmation within the abovementioned timing, the Service Request is cancelled. In case the Service was already started, all related Fees remain due until such cancellation.~~

~~3.5.2 Services at End User Domestic Exit Points~~

~~3.5.2.1 Service Request~~

~~A Grid User can send a Service Request, in written (letter, fax, or e-mail), using a Transmission Service Request form (see Attachment G – Forms):~~

~~In case the Service Request is incomplete (see Attachment G – Forms), the Grid User is invited to complete the Service Request. The TSO informs the Grid User:~~

- ~~• within 2 working days after receipt of the Service Request, in case the requested Start Date is within 5 working days or less;~~
- ~~• within 5 working days after receipt of the Service Request, in case the requested Start Date is later than within 5 working days.~~

~~If complete, the Service Request is considered as binding to the Grid User.~~

~~3.5.2.2 Service Allocation Rule~~

~~Transmission Services at End User Domestic Exit Points are allocated in the order as they have been requested, on the condition that such requested Transmission Services are available, and taking into account the conditions as set out in Attachment E.~~

~~In case more capacity is requested than available at the End User Domestic Exit Point, the measures as set out in ACT Attachment E are taken.~~

~~3.5.2.3 Service Confirmation~~

~~If Service Request was complete, and taking into account the availability of the Requested Service and the Service Allocation Rule detailed in section [3.5.2.2](#), the TSO sends the Service Confirmation:~~

- ~~• within 2 working days after receipt of the complete Service Request, in case the requested Start Date is within 5 working days or less;~~
- ~~• within 5 working days after receipt of the complete Service Request, in case the requested Start Date is later than within 5 working days.~~

~~The Service Confirmation contains at least the following information:~~

- ~~• Reference to the Standard Transmission Agreement;~~
- ~~• The confirmed Transmission Service with its characteristics;~~
- ~~• The confirmed Start Date and Service Period;~~
- ~~• The confirmed quantity of the Transmission Service;~~
- ~~• The Domestic Exit Point;~~
- ~~• The Rate Type;~~
- ~~• The Regulated Tariff applicable at the time of the Service Confirmation.~~

~~As the Service Request was sent in written, the Service Confirmation is also sent in written, using a Transmission Service Confirmation form (see. Attachment G Forms) and has to be signed by the Grid User within the timing as set out in the Code of Conduct.~~

3.6 Specific characteristics for the subscription of specific Services

3.6.1 Services at End User Domestic Exit Point

3.5.2.4 3.6.1.1 Allocation Agreement

The Transmission System Operator sends through the EBS an Allocation Agreement (~~see Attachment G. Forms~~) as published on the Fluxys Belgium website with the proposed Gas Allocation Rule to the End User of the End User Domestic Exit Point and to the involved Grid User(s) for signature through the EBS. Upon request of the End User, this Allocation Agreement document can be made anonymous when sent to multiple Grid Users, with the exception of ~~the an~~ Allocation Agreement allowing the pooling of capacities between different Grid User on one End User Domestic Exit Point relating to Capacity Pooling Service. Upon request of the Grid User or End User, the Allocation Agreement can still be published on EBS. The Allocation Agreements signed by all involved parties are published on the EBS unless made anonymous.

In case the Allocation Agreement is not signed by End User and/or (one of) the involved Grid User(s) before the start date of the subscribed Transmission Service, the TSO contacts the End User. The provisional allocations (XEA_h) for the concerned End User Domestic Exit Point will be performed as indicated by the End User, until a signed Allocation Agreement is received by the TSO.

The TSO may in no case be held liable for the consequences of a non-signed Allocation Agreement. Grid User(s) having subscribed Transmission Services at an End User Domestic Exit Point, but not having signed the Allocation Agreement defends, holds harmless and indemnify the TSO from and against any demand or claim regarding the provisional allocations of the End User or of the other Grid User(s) involved at such End User Domestic Exit Point.

In case the Grid User wants to participate into the pooling of their capacities a Capacity Pooling Agreement together with one or more other Grid User(s) at an End User Domestic Exit Point, the involved Grid Users have to specify specific roles of the different Grid Users and agree on this in the Gas Allocation Rules shall sign a specific in the Allocation Agreement: a Capacity Pooling Agreement, using the Capacity Pooling Agreement form as set out in Forms as published on the Fluxys Belgium website (ACT Attachment G). The Grid Users pooling capacities on an End User Domestic Exit Point also have to inform each other of their subscribed levels of MTSR at the End User Domestic Exit Point and shall inform each other immediately of any changes of such level of MTSR during the entire period between the Start and End Date of this Agreement.

~~3.5.2.5 Service Subscription~~

~~For Service Requests sent in written, the TSO registers the Service as a Subscribed Transmission Service after having received the Transmission Service Confirmation form signed by the Grid User:~~

- ~~• within 2 working days after receipt of the Confirmation Form, in case the requested Start Date is within 5 working days or less;~~
- ~~• within 5 working days after receipt of the Confirmation Form, in case the requested Start Date is later than within 5 working days.~~

~~In case the Grid User did not return the signed Service Confirmation within the abovementioned timing, the Service Request is cancelled. In case the Service was already started, all related Fees remain due until such cancellation.~~

3.5.2.6 3.6.1.2 Link with Connection Agreement of considered End User

In case the Connection Agreement between the considered End User and the TSO is terminated, the Service Confirmation Form of the Grid User at the considered End User Domestic Exit Point shall be adjusted accordingly.

3.5.2.7 3.6.1.3 Subscription Window for Fix/Flex Rate Type

The Fix/Flex Rate Type can only be requested for a given End User Domestic Exit Point, for a whole calendar year, during a Subscription Window. This Subscription Window for Fix/Flex Rate Type will be organised on an annual basis and by default in the first weeks of December of the preceding year. All Grid Users will be informed in advance on the scheduled Subscription Window for Fix/Flex Rate Type.

During such Subscription Window for Fix/Flex Rate Type, a Grid User can send a Request in written (letter, fax, or e-mail) using a specific ~~Transmission~~ Service Request form for subscribing Services at End User Domestic Exit Points on which the Fix/Flex Rate Type can be selected [as published on the Fluxys Belgium website](#) (see ~~Attachment G~~ Forms). This ~~Transmission~~ Service Request only allows for subscribing for a whole calendar year. ▸

In case this Service Request for a given End User Domestic Exit Point *XP* is complete, the previously subscribed Transmission Services for the applicable calendar year will be cancelled and replaced by the newly requested quantities for that calendar year. In case the previously subscribed Transmission Services for the applicable calendar year would be higher than the newly subscribed capacity, the difference will be invoiced at 100% of the applicable Regulated Tariff as a termination indemnity.

The Fix/Flex Rate Type:

- can only be attributed if all Grid Users active on the same End User Domestic Exit Point *XP* request the Fix/Flex Rate Type for the considered calendar year;
- cannot be combined with other Rate Types on the same End User Domestic Exit Point *XP*;
- can only be attributed on Transmission Services on End User Domestic Exit Points of the Firm Capacity Type;
- cannot be attributed if and for as long as the connection of the End User Domestic Exit Point is still covered by a bank guaranty on first request (~~“Bankgarantie op eerste verzoek”~~), as described in Attachment 8 of the Connection Agreement;
- cannot be attributed to Transmission Services on End User Domestic Exit Points outside the Subscription Window for Fix/Flex Rate Type.

In case the Fix/Flex Rate Type is attributed at a given End User Domestic Exit Point, no additional capacity can be subscribed at that End User Domestic Exit Point for the considered calendar year after the Subscription Window for Fix/Flex Rate Type.

~~3.5.2.8~~ Activation window for Calendar Day Regime

~~The Calendar Day Regime can only be requested for a given End User Domestic Exit Point, for a whole calendar year, during a pre-defined window of time. This activation window for Calendar Day Regime will be organised on an annual basis and by default in November of the preceding year. All Grid Users will be informed in advance on the scheduled activation window for Calendar Day Regime.~~

~~During such activation window for Calendar Day Regime, a Grid User can send a Request in written (letter, fax, or e-mail) using a specific Transmission Service Request form as published on the [Fluxys Belgium website](#) (see Attachment G - Forms) and request the Calendar Day Regime.~~

~~In case a complete Service Request for Calendar Day Regime is received for a given End User Domestic Exit Point *XP*, existing subscribed Transmission Services for the applicable calendar year will switch to Calendar Day Regime.~~

~~The Calendar Day Regime:~~

- ~~• can only be attributed if all Grid Users active on the same End User Domestic Exit Point *XP* request the Calendar Day Regime for the considered calendar year;~~
- ~~• cannot be combined with the standard Gas Day regime on the same End User Domestic Exit Point *XP* for the same calendar year;~~
- ~~• cannot be combined with the Fix/Flex Rate Type on an End User Domestic Exit Point;~~
- ~~• cannot be attributed to Transmission Services on End User Domestic Exit Points outside the activation window for Calendar Day Regime.~~

~~By default the Gas Day regime remains in place in case no request for the End User Domestic Exit Point is received.~~

~~For the avoidance of doubt, when the switch is made between Gas Day and Calendar Day Regime or vice versa, the overlap in Gas Day (31/12/Y) and calendar day (01/01/Y+1) will not give access to double the capacity nor will it lead to a double capacity fee.~~

~~3.5.3~~ 3.6.2 *Wheeling and Operational Capacity Usage Commitment (OCUC)*

~~3.5.3.1~~ Service Request

The TSO offers all Grid Users having Entry and Exit Services eligible, as provided for in ACT - Attachment A, for Wheeling or Operational Capacity Usage Commitments the possibility to convert a Wheeling or an Operational Capacity Usage Commitment with the TSO, under following restrictive conditions:

- Only yearly, quarterly and monthly Entry and Exit Services can be converted⁷

⁷ Except for Dunkirk LNG where OCUC are offered associated with a Cross Border Delivery Service for the same Period Service which can be shorter than for monthly capacities.

- The Grid User has a period of 1 week, after the allocation of the firstly acquired capacity, to send in his request to convert the Entry and Exit Services into a Wheeling or an Operational Commitment Usage Capacity ~~(as provided for in Attachment G – Forms)~~. Both Services must be newly acquired and equal in quantity. The period remains identical as initially contracted.

Grid Users can make a request for Wheeling and Operational Capacity Usage Commitment following the procedure as described in 3.5.

~~The quantities, Interconnection Points, the duration and the tariff of the Wheeling or Operational Capacity Usage Commitments are indicated in the Wheeling or Operational Capacity Usage Commitment form, signed by Grid User and TSO (Attachment G – Forms).~~

~~In case the Service Request is incomplete, the Grid User is invited to complete the Service Request. The TSO informs the Grid User:~~

- ~~• within 2 working days after receipt of the Service Request, in case the requested Start Date is within 5 working days or less;~~
- ~~• within 5 working days after receipt of the Service Request, in case the requested Start Date is later than within 5 working days.~~

~~3.5.3.2 Service Confirmation~~

~~If case the Service Request is complete, the TSO sends the Service Confirmation:~~

- ~~• within 2 working days after receipt of the complete Service Request, in case the requested Start Date is within 5 working days or less;~~
- ~~• within 5 working days after receipt of the complete Service Request, in case the requested Start Date is later than within 5 working days.~~

~~The Wheeling or OCUC Service Confirmation contains at least the following information:~~

- ~~• Reference to the Standard Transmission Agreement;~~
- ~~• The Interconnection Points;~~
- ~~• The Regulated Tariff applicable at the time of the Service Confirmation.~~

~~The Service Confirmation is sent in written, and has to be signed by the Grid User within the timing as set out in the Code of Conduct.~~

~~3.5.3.3 Service Subscription~~

~~The TSO registers the Wheeling or OCUC as a Service after having received the Wheeling or OCUC Service Confirmation form signed by the Grid User:~~

- ~~• within 2 working days after receipt of the Confirmation Form, in case the requested Start Date is within 5 working days or less;~~
- ~~• within 5 working days after receipt of the Confirmation Form, in case the requested Start Date is later than within 5 working days.~~

~~In case the Grid User did not return the signed Service Confirmation within the abovementioned timing, the Service Request is cancelled. In case the Service was already started, all related Fees remain due until such cancellation.~~

~~3.5.4 Quality Conversion H→L~~

~~3.5.4.1 Service Request~~

~~A Grid User can send a Quality Conversion Request in written (letter, fax, or e-mail) using a Transmission Service Request form (see Attachment G Forms).~~

~~A Service Request for Quality Conversion Services contains at least the following information:~~

- ~~• Reference to the Standard Transmission Agreement;~~
- ~~• The requested Start Date;~~
- ~~• The requested Quality Conversion Service;~~
- ~~• In case of the Peak Load Quality Conversion Service, the requested quantity of standard bundled units of Peak Load and the requested quantity in case of the Base and Seasonal Load Quality Conversion Service.~~

~~In case the Service Request is incomplete, the Grid User is invited to complete the Service Request. The TSO informs the Grid User:~~

- ~~• within 2 working days after receipt of the Service Request, in case the requested Start Date is within 5 working days or less;~~
- ~~• within 5 working days after receipt of the Service Request, in case the requested Start Date is later than within 5 working days.~~

~~3.5.4.2 Service Allocation Rule~~

~~On an annual rolling basis, a Subscription Window is organized with a period starting on 1/10/Y. The Peak Load services are offered on a yearly basis or a multiyear basis (up to 5 years can be offered) with 30/9/Y+N always as end date of the period. The Base Load and Seasonal Load Quality Conversion Services are offered on a yearly basis with 30/9/Y+1 always as end date of the period. All Grid Users will be informed in advance on the scheduled yearly Subscription Window on the quantities that will be made available and of the Specific Terms and Conditions of the Subscription Window. These Specific Terms and Conditions of the Subscription Window will be communicate to CREG and published on Fluxys Belgium's website.~~

~~Peak Load Quality Conversion Requests sent during the Subscription Window are allocated in proportion to the requested quantities with priority to the longest period. Since the Base Load and Seasonal Load Quality Conversion Services make use of the same physical capacities, capacities will be allocated pro rata the requested quantities of both services together.~~

~~After closing of a Subscription Window, the Quality Conversion Services that were not subscribed during the window can be subscribed on “first come first served” basis, subject to availability. This Quality Conversion Request sent after closing of the Subscription Window can have any start date (either before the 1/10/Y+1, but the end date is always 30/09/Y+1).~~

- ~~• Such Quality Conversion Services requested after closing of the Subscription Window are allocated in the order as they have been requested, and are subject to availability and to the required logistics (e.g. with nitrogen suppliers) which are typically arranged after the closing of the Subscription Window.~~

- ~~• Quality Conversion Requests for a service period later than 01/10/Y+1, sent before the Subscription Window, are not treated. For these Quality Conversion Requests, the Grid User is advised to re-submit the Quality Conversion Request during the Subscription Window.~~

~~3.5.4.3 Service Confirmation~~

~~If Service Request, received after the Subscription Window is complete, and taking into account the availability of the Requested Service and the Service Allocation Rule detailed in section [3.5.4.23.5.4.2](#), the TSO sends the Service Confirmation:~~

- ~~• within 2 working days after receipt of the complete Service Request, in case the requested Start Date is within 5 working days or less;~~
- ~~• within 5 working days after receipt of the complete Service Request, in case the requested Start Date is later than within 5 working days.~~

~~The Quality Conversion Confirmation contains at least the following information:~~

- ~~• Reference to the Standard Transmission Agreement;~~
- ~~• The confirmed Start Date;~~
- ~~• The confirmed End Date;~~
- ~~• The confirmed Quality Conversion Service;~~
- ~~• The confirmed quantity of the respective Quality Conversion Service;~~
- ~~• The Regulated Tariff applicable at the time of the Quality Conversion Confirmation for the respective Quality Conversion Service.~~

~~3.5.4.4 Service Subscription~~

~~For Quality Conversion Requests sent in written during or outside the Subscription Window, the TSO registers the Service as a Subscribed Transmission Service after having received the Quality Conversion Confirmation form signed by the Grid User:~~

- ~~• within 2 working days after receipt of the Confirmation Form, in case the requested Start Date is within 5 working days or less;~~
- ~~• within 5 working days after receipt of the Confirmation Form, in case the requested Start Date is later than within 5 working days.~~

~~In case the Grid User did not return the signed Quality Conversion Confirmation within the abovementioned timing, the Service Request is cancelled. In case the Service was already started, all related Fees remain due until such cancellation.~~

~~3.5.5 Quality Conversion L→H~~

~~3.5.5.1 Service Request~~

~~A Grid User can send a Service Request in written (letter, fax, or e-mail), using a Transmission Service Request form (see Attachment G – Forms).~~

~~A Service Request contains at least the following information:~~

- ~~• Reference to the Standard Transmission Agreement;~~
- ~~• The requested Start Date and Service Period;~~
- ~~• The requested Quantity of the Quality Conversion L→H Service;~~

~~In case the Service Request is incomplete, the Grid User is invited to complete the Service Request. The TSO informs the Grid User:~~

- ~~• within 2 working days after receipt of the Service Request, in case the requested Start Date is within 5 working days or less;~~
- ~~• within 5 working days after receipt of the Service Request, in case the requested Start Date is later than within 5 working days.~~

~~3.5.5.2 Service Allocation Rule~~

~~A Subscription Window is organized on an annual rolling basis, with a period starting on 1/10/Y. The service is offered on a yearly basis or a multiyear basis (up to 3 Gas Years can be offered) with 30/09/Y+N always as end date of the period. All Grid Users will be informed in advance on the scheduled yearly Subscription Window, on the quantities that will be made available and on the Specific Terms and Conditions of the Subscription Window. These Specific Terms and Conditions of the Subscription Window will be communicate to CREG and published on Fluxys Belgium's website. Quality Conversion Requests sent during the Subscription Window are allocated in proportion to the requested quantities with priority to the longest period.~~

~~After closing of a Subscription Window, the Quality Conversion L→H Services offered that are not subscribed during this window can be subscribed also for periods~~

~~of less than one year. This Quality Conversion L->H Request sent after closing of the yearly Subscription Window can have any start date, and shall have at least a duration of one day.~~

~~• Such Quality Conversion L->H Services requested after closing of the Subscription Window are allocated in the order as they have been requested.~~

~~• Quality Conversion L->H Requests for a service period later than 30/09/Y+1, sent before the Subscription Window, are not treated. For these Quality Conversion L->H Requests, the Grid User is advised to resend the Quality Conversion Request during the Subscription Window.~~

~~3.5.5.3 Service Confirmation~~

~~If Service Request is complete, the Transmission System Operator sends the Service Confirmation within the timing as set out in the Code of Conduct, taking into account the availability of the Requested Service and the Service Allocation Rule, detailed in section [3.5.5.23.5.5.2](#)~~

~~The Service Confirmation contains at least the following information:~~

- ~~• Reference to the Standard Transmission Agreement;~~
- ~~• The confirmed Start Date and Service Period;~~
- ~~• The confirmed quantity of the Quality Conversion L->H Service;~~
- ~~• The Rate Type;~~
- ~~• The Regulated Tariff applicable at the time of the Service Confirmation.~~

~~The Service Confirmation is sent in written, using a Transmission Service Confirmation form (see Attachment G Forms) and has to be signed by the Grid User within the timing as set out in the Code of Conduct.~~

~~3.5.5.4 Service Subscription~~

~~The TSO registers the Service as a Subscribed Transmission Service after having received the Transmission Service Confirmation form signed by the Grid User:~~

- ~~• within 2 working days after receipt of the Confirmation Form, in case the requested Start Date is within 5 working days or less;~~
- ~~• within 5 working days after receipt of the Confirmation Form, in case the requested Start Date is later than within 5 working days.~~

~~In case the Grid User did not return the signed Service Confirmation within the abovementioned timing, the Service Request is cancelled. In case the Service was already started, all related Fees remain due until such cancellation.~~

~~3.5.6.3~~ 3.5.6.3 ~~Zee Platform~~

~~3.5.6.1~~ 3.5.6.1 ~~Service Request~~

~~A Grid User can send a Zee Platform Request in written (letter, fax, or e-mail) by the mean of the appropriate Service Request form (see Attachment G Forms).~~

The Zee Platform Service Request specifies a Start Date but no End Date since the Zee Platform Service is subscribed for an unlimited Duration as of Start Date.

Grid Users can make a request for Zee Platform following the procedure as described in 3.5.6.2.

~~In case the Zee Platform Service Request is incomplete, the Grid User is invited to complete the Zee Platform Service Request. The TSO informs the Grid User:~~

- ~~• within 2 working days after receipt of the Zee Platform Service Request, in case the requested Start Date is within 5 working days or less;~~
- ~~• within 5 working days after receipt of the Zee Platform Service Request, in case the requested Start Date is later than within 5 working days.~~

~~3.5.6.2~~ 3.5.6.2 ~~Service allocation rule~~

~~Zee Platform Requests are allocated in the order as they have been requested, on the conditions as set out in Attachment A.~~

~~3.5.6.3~~ 3.5.6.3 ~~Service Confirmation~~

~~If Service Request was complete, and taking into account the availability of the Requested Service and the Service Allocation Rule, detailed in section 3.5.6.2, the TSO sends the Service Confirmation:~~

- ~~• within 2 working days after receipt of the complete Service Request, in case the requested Start Date is within 5 working days or less;~~
- ~~• within 5 working days after receipt of the complete Service Request, in case the requested Start Date is later than within 5 working days.~~

~~The Zee Platform Service Confirmation contains at least the following information:~~

- ~~• Reference to the Standard Transmission Agreement;~~
- ~~• The confirmed Start Date;~~
- ~~• The Zee Platform Interconnection Points;~~
- ~~• The Regulated Tariff applicable at the time of the Service Confirmation.~~

~~The Service Confirmation is sent in written, and has to be signed by the Grid User within the timing as set out in the Code of Conduct.~~

~~3.5.6.4~~ 3.5.6.4 ~~Service Subscription~~

~~The TSO registers the Zee Platform Service as a Subscribed Transmission Service after having received the Zee Platform Service Confirmation form signed by the Grid User:~~

- ~~• within 2 working days after receipt of the Confirmation Form, in case the requested Start Date is within 5 working days or less;~~
- ~~• within 5 working days after receipt of the Confirmation Form, in case the requested Start Date is later than within 5 working days.~~

~~In case the Grid User did not return the signed Service Confirmation within the abovementioned timing, the Service Request is cancelled. In case the Service was already started, all related Fees remain due until such cancellation.~~

~~3.5.7 Cross Border Delivery Service (and its associated Entry, Exit and/or OCUC Services at an Interconnection Point)~~

~~The Cross Border Delivery Service at an Interconnection Point is only offered jointly with its associated Transmission Services at the same Interconnection Point being either Entry, Exit or OCUC Services. Both Transmission Services shall have the same capacity type.~~

~~3.5.7.1 Service Request~~

~~A Grid User can send a Service Request in written (letter, fax, or e-mail) using a Transmission Service Request form (see Attachment G. Forms).~~

~~In case the Service Request is incomplete or incorrect, the Grid User is invited to complete the Service Request. The TSO informs the Grid User within 5 working days after receipt of the Service Request.~~

~~3.5.7.2 Service Allocation Rule~~

~~Upon receipt of a complete Service Request Form for Transmission Services, TSO allocates jointly the Cross Border Delivery Service and its associated Entry, Exit or OCUC Services at the requested Interconnection Point for as far as~~

- ~~— the same amount of Cross Border Capacity can be allocated to TSO on the grid of the Adjacent TSO~~
- ~~— the associated Entry, Exit or OCUC capacities are available on the Fluxys Belgium's grid.~~

~~The requested Transmission Services are allocated in the order as they have been requested.~~

~~3.5.7.3 Service Confirmation~~

~~If the Service Request is complete and taking into account the availability of the Requested Transmission Services (Cross Border Delivery Service together with its associated Entry, Exit or OCUC Services) as well as the Service Allocation Rule detailed in section [3.5.1.23.5.1.2](#), the Transmission System Operator sends the Service Confirmation within 5 working days after receipt of the complete Service Request.~~

~~The Service Confirmation contains at least the following information:~~

- ~~• Reference to the Standard Transmission Agreement;~~

- ~~• The confirmed Transmission Services (Cross Border Delivery Service and associated Entry, Exit or OCUC Services at the same Interconnection Point);~~
- ~~• The confirmed start dates and services duration;~~
- ~~• The confirmed quantity of Transmission Services (Cross Border Delivery Service and its associated Entry, Exit or OCUC Services);~~
- ~~• The Interconnection Point;~~

~~The Service Confirmation is sent in written, using a Transmission Service confirmation form (see Attachment G Forms) and has to be signed by the Grid User within the timing as set out in the Code of Conduct.~~

~~3.5.7.4 Service Subscription~~

~~The TSO registers the Cross Border Delivery Service and the associated Entry, Exit or OCUC Services after having received the Service Confirmation form signed by the Grid User within 5 working days after receipt of the Confirmation form.~~

~~In case the Grid User did not return the signed Service Confirmation within the abovementioned timing, the Service Request is cancelled. In case the Service was already started, all related Fees remain due until such cancellation.~~

~~3.5.8 Capacity Pooling Services~~

~~A Grid User can send a Capacity Pooling Request in written (letter, fax, or e-mail) by the mean of the appropriate Service Request form (see Attachment G Forms).~~

~~In case the Capacity Pooling Service Request is incomplete, the Grid User is invited to complete the Capacity Pooling Service Request. The TSO informs the Grid User:~~

- ~~• within 2 working days after receipt of the Capacity Pooling Service Request, in case the requested Start Date is within 5 working days or less;~~
- ~~• within 5 working days after receipt of the Capacity Pooling Service Request, in case the requested Start Date is later than within 5 working days.~~

~~The Capacity Pooling Agreement contains only the specific clauses of the agreement (framework agreement between the parties). The different data on the End User Domestic Exit Point, the different roles of Network Users in the Capacity Pooling Service (Grid User designated as priority or the Grid User responsible for the capacity), the Start Date of the Service and Service Period of the Capacity Pooling Service shall be determined in the different Allocation Agreements, as described in Appendix 1 of the Capacity Pooling Agreement (see Attachment G Forms).~~

~~Requests for the Capacity Pooling Service are allocated as requested, under the conditions provided in Annex 1 of the Capacity Pooling Agreement.~~

~~3.5.9~~3.6.4 ZTP Trading Services

~~3.5.9.1~~ Service Request

~~A Grid User can send a ZTP Trading Services Request in written (letter, fax, or e-mail) by the mean of the appropriate Service Request form (cf. Attachment G Forms).~~

The ZTP Trading Services Request specifies ~~the requested ZTP Trading Services~~, a Start Date but no End Date since the ZTP Trading Services are subscribed for an unlimited Duration as of Start Date.

Grid Users can make a request for ZTP Trading Services following the procedure as described in 3.5.3.5.

~~In case the ZTP Trading Services Request is incomplete, the Grid User is invited to complete the ZTP Trading Services Request. The TSO informs the Grid User:~~

- ~~• within 2 working days after receipt of the ZTP Trading Services Request, in case the requested Start Date is within 5 working days or less;~~
- ~~• within 5 working days after receipt of the ZTP Trading Services Request, in case the requested Start Date is later than within 5 working days.~~

~~3.5.9.2~~ Service allocation rule

~~ZTP Trading Services Requests are allocated in the order as they have been requested.~~

~~3.5.9.3~~ Service Confirmation

~~If Service Request was complete, the TSO sends the Service Confirmation:~~

- ~~• within 2 working days after receipt of the complete Service Request, in case the requested Start Date is within 5 working days or less;~~
- ~~• within 5 working days after receipt of the complete Service Request, in case the requested Start Date is later than within 5 working days.~~

~~The ZTP Trading Service Confirmation contains at least the following information:~~

- ~~• Reference to the Standard Transmission Agreement;~~
- ~~• The subscribed ZTP Trading Services;~~
- ~~• The confirmed Start Date;~~
- ~~• The Regulated Tariff applicable at the time of the Service Confirmation.~~

~~The Service Confirmation is sent in written, and has to be signed by the Grid User within the timing as set out in the Code of Conduct.~~

~~3.5.9.4~~ Service Subscription

~~The TSO registers the ZTP Trading Service as a Service after having received the ZTP Trading Service Confirmation form signed by the Grid User:~~

- ~~• within 2 working days after receipt of the Confirmation Form, in case the requested Start Date is within 5 working days or less;~~
- ~~• within 5 working days after receipt of the Confirmation Form, in case the requested Start Date is later than within 5 working days.~~

~~In case the Grid User did not return the signed Service Confirmation within the abovementioned timing, the Service Request is cancelled. In case the Service was already started, all related Fees remain due until such cancellation.~~

~~3.5.10 Imbalance Pooling Service~~

~~3.5.10.1 Service Request~~

~~A Grid User can send a Service Request for the Imbalance Pooling Service in written (letter, fax, or e-mail) by means of the appropriate Service Request form (see Attachment G Forms).~~

~~In case the Imbalance Pooling Service Request is incomplete, the Grid User is invited to complete the Imbalance Pooling Service Request. The TSO informs the Grid User:~~

- ~~• within 2 working days after receipt of the Imbalance Pooling Service Request, in case the requested Start Date is within 5 working days or less;~~
- ~~• within 5 working days after receipt of the Imbalance Pooling Service Request, in case the requested Start Date is later than within 5 working days.~~

~~The Imbalance Pooling Service Request form contains the different roles of Grid Users in the Imbalance Pooling Service (Grid User designated as Imbalance Transferor and as Imbalance Transferee), the type of transfer being the transfer of the hourly Imbalance or the transfer of the Net Confirmed Title Transfer for the ZTP Physical Trading Service and the Service Period (Service Start Date and Service End Date) of the Imbalance Pooling Service (see Attachment G Forms).~~

~~3.5.10.2 Service Allocation, Confirmation and Subscription~~

~~Requests for the Imbalance Pooling Service are allocated in the order as they have been requested. If the Service Request was complete, the TSO sends the Service Confirmation to both Grid Users:~~

- ~~• within 2 working days after receipt of the complete Service Request, in case the requested Start Date is within 5 working days or less;~~
- ~~• within 5 working days after receipt of the complete Service Request, in case the requested Start Date is later than within 5 working days.~~

~~The TSO registers the Imbalance Pooling Service as a Service when issuing the Service Confirmation form to both Grid Users.~~

3.6.5 Substitution Services

3.6.5.1 Capacity Conversion Service

The TSO offers all Grid Users holding unbundled capacity at one side of an Interconnection Point the possibility to convert this capacity into bundled capacity at the following conditions:

- ~~Only~~ Capacity with a standard yearly, quarterly, ~~or~~ monthly or daily (day ahead) Service Period can be converted.
- Case 1 - Grid User holds unbundled Entry, Exit, Wheeling or OCUC Services at the TSO side of the Interconnection Point: during the bidding process~~after the allocation and booking of standard Bundled Capacity on PRISMA~~, Grid User may request the conversion of corresponding existing Unbundled Capacity. To that end, Grid User shall request Capacity Conversion through the bidding screen by specifying the contract reference and amount of capacity to be converted~~send to the TSO a Conversion Request Form within 5 Business Days following the Day on which the auction took place on PRISMA~~. The corresponding existing Unbundled Capacity will be converted into the TSO part of the newly acquired Bundled Capacity, for the quantity mentioned in the request. The existing Service(s) shall not be further affected by the conversion, in particular no additional fee will be charged for the TSO part of the newly acquired Bundled Capacity except any eventual Auction Premium.
- Case 2 - Grid User holds unbundled Entry or Exit Services at the Adjacent TSO side of the Interconnection Point: after the auctioning of Bundled Capacity on PRISMA for the corresponding Service Period and Interconnection Point, Grid User may request the conversion of corresponding existing unbundled Capacity. To that end, Grid User shall send to the TSO a Conversion request Form within 5 Business Days following the Day on which the auction took place on PRISMA. The corresponding existing Unbundled Capacity at the Adjacent TSO side of the Interconnection Point will be bundled with existing or newly acquired unbundled Entry, Exit, Wheeling or OCUC Services at the TSO side of the Interconnection Point insofar available. For the avoidance of doubt the TSO is not responsible for checking the correctness of the data regarding the unbundled Services at the Adjacent TSO side of the Interconnection Point and the resulting Bundled Capacity will be registered as such by the TSO.

Grid Users can make a request for Capacity Conversion Services following the procedure as described in 3.5.

3.6.5.2 Reshuffling Service

A Subscription Window shall be organized for Reshuffling Service between 7 May 2018 and 18 May 2018 at the closing of the Business Day. During the Subscription Window, Grid User can send Reshuffling Requests in written (letter, fax, email) using a Reshuffling Service Request Form as published on the Fluxys Belgium website. The Service Request shall specify the requested transfer for each existing Transmission Service individually.

If complete, the Reshuffling Request is considered as binding to the Grid User meaning that:

- The new Transmission Services will have to be acquired on the requested Interconnection Points with one individual subscription for each requested transfer ; and
- The existing Transmission Services to be reshuffled are deemed surrendered according to ACT – Attachment E. As a consequence, no specific surrender request (written or via PRISMA) needs to be sent to TSO in the framework of the Reshuffling Service.

The results of the Subscription Window will be published on an individual basis at the latest 7 Business Days after the closing of the yearly auction organized in July 2017 on PRISMA. Reshuffling Service Requests sent during the Subscription Window are allocated insofar as Grid User has managed to acquire the requested new Transmission Services on PRISMA for each Gas Year of the considered period. If Grid User did not subscribe fully the requested new Transmission Services on PRISMA for each Gas Year of the considered period on a specific Interconnection Point, TSO will allocate the Reshuffling Service with the lowest subscribed quantity during that period, pro-rata between the existing Transmission Services to be reshuffled to that Interconnection Point.

3.6.5.3 L/H Capacity Switch Service

Each Year in May, a Subscription Window shall be organized for L/H Capacity switch Service. During a Subscription Window, Grid User can send a Service Request in written (letter, fax, or e-mail), using a Service Request form as published on the Fluxys Belgium website. The Service Request shall specify the requested transfer for each existing Transmission Service individually.

If complete, the L/H Capacity Switch Service request is considered as binding to the Grid User meaning that:

- The new Transmission Services will have to be acquired on the requested Interconnection Points with one individual subscription for each requested transfer; and
- The existing Transmission Services to be switched to H-gas are deemed surrendered according to ACT – Attachment E. As a consequence, no specific surrender request (written or via PRISMA) needs to be sent to TSO in the framework of the L/H Capacity Switch Service.

The results of the Subscription Window will be published on an individual basis at the latest 7 Business Days after the closing of the yearly auction organized in July of the considered Year on PRISMA. L/H Capacity Switch Service Requests sent during a Subscription Window are allocated insofar that Grid User has managed to acquire the requested new Entry Transmission Services on PRISMA. If Grid User did not manage to fully subscribe the requested new Transmission Services on PRISMA, TSO will allocate the L/H Capacity switch Service with the effectively subscribed quantity during the considered Gas Years, pro-rata between the existing Transmission Services to be reshuffled to that Interconnection Point.

With regards to the additional option offered in 2018, a unique Subscription Window shall be organized in May 2017. During the Subscription Window, Grid User can send a Service Request in written (letter, fax, or e-mail), using the Service Request form published on the Fluxys Belgium website. The requests received shall be allocated proportionally to the requested quantities, taking into account the availability of Transmission Services on the requested Interconnection Points on the H-Zone at the time and date at which the Subscription Window is closed.

~~3.5.10.4 Service Request~~

~~A Grid User can send a Service Request in written (letter, fax, or e-mail) using a Transmission Service Request form (see Attachment G – Forms).~~

~~In case the Service Request is incomplete or incorrect, the Grid User is invited to complete the Service Request. The TSO informs the Grid User:~~

- ~~• within 2 working days after receipt of the Service Request, in case the requested Start Date is within 5 working days or less~~
- ~~• within 5 working days after receipt of the Service Request, in case the requested Start Date is later than within 5 working days.~~

~~3.5.10.5 Service Allocation Rule~~

~~Upon receipt of a complete Service Request Form for Transmission Services, TSO executes the conversion. The requested Transmission Services are allocated in the order as they have been requested.~~

~~3.5.10.6 Service confirmation~~

~~In case the Service Request is complete, the TSO sends the Capacity conversion Service Confirmation:~~

- ~~• within 2 working days after receipt of the complete Service Request, in case the requested Start Date is within 5 working days or less;~~
- ~~• within 5 working days after receipt of the complete Service Request, in case the requested Start Date is later than within 5 working days.~~

~~The Capacity conversion Service Confirmation contains at least the following information:~~

- ~~• Reference to the Standard Transmission Agreement;~~
- ~~• The Interconnection Point;~~
- ~~• The Service;~~
- ~~• The Quantity and Duration~~
- ~~• The Regulated Tariff applicable at the time of the Service Confirmation~~
- ~~• The eventual Auction Premium due.~~

~~The Capacity conversion Service Confirmation is sent in written, and has to be signed by the Grid User within the timing as set out in the Code of Conduct.~~

~~3.5.10.7~~ Service Subscription

~~The TSO registers the converted Services after having received the Capacity conversion Service Confirmation form signed by the Grid User:~~

- ~~• within 2 working days after receipt of the Confirmation Form, in case the requested Start Date is within 5 working days or less;~~
- ~~• within 5 working days after receipt of the Confirmation Form, in case the requested Start Date is later than within 5 working days.~~

~~In case the Grid User did not return the signed Service Confirmation within the abovementioned timing, the Service Request is cancelled. In case the Service was already started, all related Fees remain due until such cancellation.~~

~~3.6.3.7~~ 3.7 **Transmissions Services with implicit Allocation from the TSO**

~~3.6.13.7.1~~ 3.7.1 *Services at Distribution Domestic Exit Points*

There is no explicit subscription for Exit Services towards the Distribution Domestic Exit Points. Transmission Services towards Distribution Domestic Exit Points are allocated on a monthly basis by the Transmission System Operator to the Grid Users.

The capacity towards Distribution Domestic Exit Points (hereinafter referred to as “Distribution Capacity”) is determined on a yearly basis, based on the winter analysis of the last 5 years and taking into account the Growth Factor. These Transmission Services are allocated to the Grid Users on a monthly basis, based on their market shares per Customer Segment and per Aggregated Receiving Station.

The creation of a federal clearing House, “Atrias”, and the introduction of a new market communication standard (MIG6) requires changes in the commodity Allocation process done by the DSO. These changes also imply an adjustment of the implicit Allocation mechanism for Transmission Services at Distribution Domestic Exit Points. Depending on the actual implementation date of the new commodity Allocation process, transitory measures are required to move from the current (MIG4) to the new (MIG6) commodity Allocation process. Therefore the following three phases can be identified:

1. Situation before implementation date, described in section [3.7.1.13.7.1.13.6.1.1](#);
2. New situation starting as from 1 January of the following Calendar Year, as described in section [3.7.1.23.7.1.23.6.1.2](#).
3. Optional transitory phase: in case the implementation date is not on 1 January, the months before the implementation date will be treated according to the current regime as described in section [3.7.1.33.7.1.33.6.1.3](#). As from the implementation date, the remaining months of the Calendar Year will be treated according to the new regime as described in section [3.7.1.23.7.1.23.6.1.2](#), with the exception of the Monthly Registered Customers, where transitory measures will apply as from the implementation date until the end of the Calendar Year as described in section [3.7.1.33.7.1.33.6.1.3](#).

The implementation is managed within Atrias and is mainly regarding planning an exogenous data for Fluxys Belgium. Following the final decision and confirmation by Atrias of the implementation date, the shippers will be notified by letter Fluxys Belgium.

~~3.6.1.1.1~~ 3.7.1.1 Services at Distribution Domestic Exit Points before implementation date

~~3.6.1.1.1.1~~ 3.7.1.1.1 Distribution Capacity & Distribution Capacity per Customer Segment

The daily Distribution Capacity to supply the Distribution Network in Belgium is determined annually by May 15 for the upcoming Gas Year, in function of the winter analysis (November y-1 until and including February y), using the least squares methodology for calculating the requirement at an Equivalent Temperature of -11°C with a risk of 1 %, taking into account the daily Distribution Capacity during the last 5 years and a Growth Factor (GF_y). The daily Distribution Capacity for the upcoming year is equal to the maximum of the daily Distribution Capacity of the last 5 years ($DC_{d,y}$). The new daily Distribution Capacity enters into force on October 1st of the considered year.

$$DC_{d,y} = \max(DC_{d,y-1}; DC_{d,y-2}; DC_{d,y-3}; DC_{d,y-4}; DC_{d,y-5}) \times (1 + GF_y)$$

This daily value is converted to an hourly value ($DC_{h,y}$) based on the observed historical daily/hourly ratio.

Such a winter analysis, but with a 50 % risk, is done as well in order to determine the daily global capacity level for each Customer Segment ($DC_{d,y,S30}$, $DC_{d,y,S31}$, $DC_{d,y,S32}$, $DC_{d,y,S41}$).

The hourly Distribution Capacity ($DC_{h,y}$) is distributed proportionally to the daily Distribution Capacity per Customer Segment cs , in order to obtain an hourly Distribution Capacity per Customer Segment ($DC_{h,y,S30}$, $DC_{h,y,S31}$, $DC_{h,y,S32}$, $DC_{h,y,S41}$).

$$DC_{h,y,cs} = DC_{h,y} \times \frac{DC_{d,y,cs}}{\sum DC_{d,y,cs}}$$

~~3.6.1.1.2~~ 3.7.1.2 Monthly allocation of Transmission Services between active Grid Users

~~3.6.1.1.2.1~~ 3.7.1.2.1 Telemetered Final Customers

S30 Final Customers are telemetered by the Distribution Grid Operator. For each S30 Final Customer fc , the Peak Metering Value ($PMV_{m,fc}$) for month m is determined based on the maximum validated⁸ Exit Energy Metering ($XEM'_{h,fc}$) of the last 12 months for the considered Final Customer fc . Each S30 Final Customer is located at a Distribution Network.

$$PMV_{m,fc,S30} = \max_{last\ 12\ months} (XEM'_{h,fc,S30})$$

Each S30 Final Customer is linked to one Grid User. The sum of the Peak Metering Values of the S30 Final Customers in the customer portfolio of a Grid User g for month m ($PMV_{m,fc,S30}$), multiplied by the Distribution Capacity for the S30 Customer

⁸ Validated metered data by DGO when first allocation is sent to the TSO

Segment, divided by the Peak Metering Values of all S30 Final Customers, gives the Transmission Services allocated to the considered Grid User g ($DC_{m,S30,g}$) for the S30 Customer Segment for the considered month m .

$$DC_{m,S30,g} = \frac{\sum_{\text{All } fc \text{ of } g} PMV_{m,fc,S30}}{\sum_{\text{all S30 } fcs} PMV_{m,fc,S30}} \times DC_{h,y,S30}$$

~~3.6.1.1.2.3~~ 3.7.1.1.2.2 S32 Profiled Final Customers

Transmission Services for the S32 Customer Segment cs ($DC_{m,S32,g}$) are allocated, for each month m of the whole year, to the Grid User g in proportion to the commodity allocations of the Customer Segment cs ($XEA'_{h,cs}$) during the months January and February of the considered year, as allocated by the Distribution Grid Operator, in the customer portfolio of this Grid User g ⁹.

$$DC_{m,S32,g} = DC_{h,y,S32} \times \frac{\sum_{\text{All hours of months January - February}} XEA'_{h,S32,g}}{\sum_{\text{All Grid Users}} \left[\sum_{\text{All hours of months January - February}} XEA'_{h,S32,g} \right]}$$

~~3.6.1.1.2.3~~ 3.7.1.1.2.3 Other Profiled Final Customers (S31 and S41)

Transmission Services for the S31 and S41 Customer Segment cs are allocated to the Grid User g in proportion to the total commodity allocations of the Customer Segment cs ($XEA'_{h,cs}$) during the considered month m , as allocated by the Distribution Grid Operator, in the customer portfolio of this Grid User g for the considered Customer Segment ($DC_{m,S31,g}$, $DC_{m,S41,g}$).

$$DC_{m,S31,g} = DC_{h,y,S31} \times \frac{\sum_{\text{All hours of month } m} XEA'_{h,S31,g}}{\sum_{\text{All Grid Users}} \left[\sum_{\text{All hours of month } m} XEA'_{h,S31,g} \right]}$$

$$DC_{m,S41,g} = DC_{h,y,S41} \times \frac{\sum_{\text{All hours of month } m} XEA'_{h,S41,g}}{\sum_{\text{All Grid Users}} \left[\sum_{\text{All hours of month } m} XEA'_{h,S41,g} \right]}$$

~~3.6.1.1.3~~ 3.7.1.1.3 Allocation Transmission Services per Customer Segment per Grid User on ARS level

The monthly Distribution Capacity per Grid User per Customer Segment ($DC_{m,S30,g}$, $DC_{m,S31,g}$, $DC_{m,S32,g}$, $DC_{m,S41,g}$) is distributed per ARS (Aggregated Receiving Station) on a monthly basis ($DC_{m,S30,g,ARS}$, $DC_{m,S31,g,ARS}$, $DC_{m,S32,g,ARS}$, $DC_{m,S41,g,ARS}$).

⁹ The portfolio can be transferred only in totality from one Grid User to another during the current calendar year

~~3.6.1.1.3.1~~ 3.7.1.1.3.1 Telemetered Final Customers

Each Final Customer is connected to one ARS. The monthly S30 Distribution Capacity of a Grid User ($DC_{m,S30,g}$) is distributed to the ARSs proportionally to the sum of the monthly Peak Metering Values ($PMV_{m,fc,S30,g}$) of Final Customers fc in the customer portfolio of Grid User g on the considered ARS.

$$DC_{m,S30,g,ARS} = DC_{m,S30,g} \times \frac{\sum_{All\ fc\ of\ considered\ ARS} PMV_{m,fc,S30,g}}{\sum_{All\ fc\ of\ all\ ARSs} PMV_{m,fc,S30,g}}$$

~~3.6.1.1.3.2~~ 3.7.1.1.3.2 S32 – Profiled final Customers

The Distribution Capacity S32 Customer Segment for a Grid User g ($DC_{m,S32,g}$), for each month, is distributed to the different ARSs in proportion of the monthly commodity allocation of the months January and February of the considered year per ARS ($XEA'_{h,cs,g,ARS}$), as allocated by the Distribution Grid Operator.

$$DC_{m,S32,g,ARS} = DC_{m,S32,g} \times \frac{\sum [XEA'_{h,S32,g,ARS}]_{\substack{All\ hours\ of\ month\ for\ the\ considered\ ARS \\ for\ months\ January\ and\ February}}}{\sum_{All\ ARSs} \left[\sum_{\substack{All\ hours\ of\ months \\ January\ and\ February}} [XEA'_{h,S32,g,ARS}] \right]}$$

~~3.6.1.1.3.3~~ 3.7.1.1.3.3 Others Profiled Final Customers (S31 & S41)

The Distribution Capacity for respectively S31 and S41 for a Grid User g ($DC_{m,S31,g}$, $DC_{m,S41,g}$) is distributed to the different ARSs in proportion of the monthly commodity allocation of the considered segment per ARS ($XEA'_{h,cs,g,ARS}$), as allocated by the Distribution Grid Operator.

$$DC_{m,S31,g,ARS} = DC_{m,S31,g} \times \frac{\sum [XEA'_{h,S31,g,ARS}]_{\substack{All\ hours\ of\ month\ for\ the\ considered\ ARS}}}{\sum_{All\ ARSs} \left[\sum_{All\ hours\ of\ month} [XEA'_{h,S31,g,ARS}] \right]}$$

$$DC_{m,S41,g,ARS} = DC_{m,S41,g} \times \frac{\sum [XEA'_{h,S41,g,ARS}]_{\substack{All\ hours\ of\ month\ for\ the\ considered\ ARS}}}{\sum_{All\ ARSs} \left[\sum_{All\ hours\ of\ month} [XEA'_{h,S41,g,ARS}] \right]}$$

~~3.6.1.1.4~~ 3.7.1.1.4 Estimation of the Monthly allocated Transmission Services per active Grid Users

The Distribution Capacity is allocated on a monthly basis to Grid Users using definitive Energy Allocation information. Therefore the monthly Distribution Capacity per Grid User per Customer Segment (and per ARS) can only be computed and communicated after the month. In order to allow Grid Users estimating such

monthly Distribution Capacity, the TSO will determine indicative estimation factors, valid for the upcoming Gas Year (Oct Y – Sep Y+1). Those indicative estimation factors are provided for information purposes only and are not binding towards the TSO, as regards to the effectively allocated Distribution Capacity. Those factors will be reviewed at least annually by May 15th and published on the website of the TSO.

~~3.6.1.1.4.1~~ 3.7.1.1.4.1 Telemetered Final Customers

For telemetered Final Customers, Grid Users will be able to estimate the monthly forecasted S30 Distribution Capacity ($DC_{m,S30,g,f}$) for each month of the upcoming Gas Year, as the sum of the monthly Peak Metering Values ($PMV_{m,fc,S30,g}$) of Final Customers fc in the estimated customer portfolio of Grid User g ¹⁰ multiplied by the yearly Indicative Estimation Factor for S30 customer segment ($IEF_{S30,y}$) applicable for such Gas Year.

$$DC_{m,S30,g,f} = \left(\sum_{All\ fc\ of\ g} PMV_{m,fc,S30} \right) \Bigg|_{\text{Estim. for month m by Grid User}} \times IEF_{S30,y}$$

The yearly Indicative Estimation Factor for S30 customer segment ($IEF_{S30,y}$), calculated by May of Year Y and applicable for the upcoming Gas Year (Oct Y – Sep Y+1) is obtained by the division of the Distribution Capacity for the S30 Customer Segment ($DC_{h,y,S30}$) by the sum of the Peak Metering Values determined for the month February of the relevant year Y ($PMV_{Feb,fc,S30,g}$) of all Final Customers fc , as defined in 3.7.1.1.2.13.7.1.1.2.13.6.1.1.2.13.6.1.1.2.1.

$$IEF_{S30,y} = \frac{DC_{h,y,S30}}{\sum_{All\ fc} PMV_{Feb,fc,S30}}$$

~~3.6.1.1.4.2~~ 3.7.1.1.4.2 S32 profiled Final Customers

For S32 profiled Final Customers, Grid Users will be able to estimate the monthly forecasted Distribution Capacity ($DC_{m,cs,g,f}$) for each month of the upcoming Calendar Year, as the sum of the estimated consumption during January and February of Final Customers fc in Customer Segment cs in the estimated customer portfolio of Grid User g ¹¹ divided the yearly Indicative Estimation Factor for Customer Segment S32 ($IEF_{y,S32}$) that applies to that Gas Year

$$DC_{m,S32,g,f} = \frac{\left(\sum_{\substack{All\ fc\ of\ g \\ \text{during January and February}}} XEA_{fc,S32} \right) \Bigg|_{\text{Estim by Grid User}}}{IEF_{S32,y}}$$

The yearly Indicative Estimation Factor for S32 Customer Segment ($IEF_{S32,y}$), calculated by May of Year Y and applicable for the upcoming Gas Year (Oct Y – Sep Y+1) is obtained by the division of the Distribution Capacity for the S32 Customer

¹⁰ The estimation of such customer portfolio is the responsibility of the Grid User.

¹¹ The estimation of such customer portfolio is the responsibility of the Grid User.

Segment ($DC_{h,y,S32}$) by the sum of the hourly Exit Allocations during the months January and February, of all Final Customers fc , as defined in [3.7.1.1.2.23.7.1.1.2.23.6.1.1.2.23.6.1.1.2.2](#).

$$IEF_{S32,y} = \frac{\sum_{\substack{\text{All } fc \text{ and hours } h \text{ of} \\ \text{January and February}}} XEA'_{h,fc,S32}}{DC_{h,y,S32}}$$

[3.6.1.1.4.3](#) [3.7.1.1.4.3](#) Other Profiled Final Customers (S31& S41)

For profiled Final Customers (in Customer Segments S31 and S41), Grid Users will be able to estimate the monthly forecasted Distribution Capacity ($DC_{m,cs,g,f}$) for each month of the upcoming Gas Year, as the sum for such month of the Standard Yearly Consumption ($SYC_{fc,cs}$) of Final Customers fc in Customer Segment cs in the estimated customer portfolio of Grid User g ¹² divided by the relevant estimation factor, namely the yearly Indicative Estimation Factor for Customer Segment S31 ($IEF_{y,S31}$) and the yearly Indicative Estimation Factor for Customer Segment S41 ($IEF_{y,S41}$).

$$DC_{m,S31,g,f} = \frac{\left(\sum_{\text{All } fc \text{ of } g} SYC_{fc,S31} \right)_{\text{Estim. for month } m \text{ by Grid User}}}{IEF_{S31,y}}$$

$$DC_{m,S41,g,f} = \frac{\left(\sum_{\text{All } fc \text{ of } g} SYC_{fc,S41} \right)_{\text{Estim. for month } m \text{ by Grid User}}}{IEF_{S41,y}}$$

The yearly Indicative Estimation Factor for Customer Segment S31 and S41 ($IEF_{S31,y}$ and $IEF_{S41,y}$), calculated at least annually by May 15 of Year Y and applicable for the upcoming Gas Year (Oct Y – Sep Y+1), are obtained by the division of the observed total Standard Yearly Consumption over the period March Y-1 – Feb Y for such Customer Segment, by Distribution Capacity for the such Customer Segment ($DC_{h,y,S31}$ or $DC_{h,y,S41}$).

The observed total Standard Yearly Consumption is obtained by averaging over each hours h over the period March Y-1 – Feb Y and over all ARS, the division of the final hourly Energy Allocation per Customer Segment cs and per ARS ($XEA'_{ARS,cs,h}$) by the Climate Correction Factor for such hour (KCF_h), the Standard Load Profile for such hour and Customer Segment ($SLP_{cs,h}$) and the GOS Residu Factor for such hour and such ARS ($GRF_{ARS,h}$).

¹² The estimation of such customer portfolio is the responsibility of the Grid User.

$$IEF_{S31,y} = \frac{\text{average} \left(\sum_{\text{all ARSs}} \left[\frac{XEA'_{ARS,S31,h}}{(KCF_{S31,h} \times SLP_{S31,h} \times GRF_{ARS,h})} \right] \right)_{\text{all hours of previous year}}}{DC_{h,y,S31}}$$

$$IEF_{S41,y} = \frac{\text{average} \left(\sum_{\text{all ARSs}} \left[\frac{XEA'_{ARS,S41,h}}{(KCF_{S41,h} \times SLP_{S41,h} \times GRF_{ARS,h})} \right] \right)_{\text{all hours of previous year}}}{DC_{h,y,S41}}$$

~~3.6.1.2~~ 3.7.1.2 Services at Distribution Domestic Exit Points as from implementation date

~~3.6.1.2.1~~ 3.7.1.2.1 Distribution Capacity & Distribution Capacity per Customer Segment

The daily Distribution Capacity to supply the Distribution Network in Belgium is determined annually by May 15 for the upcoming Gas Year, in function of the winter analysis (November y-1 until and including February y), using the least squares methodology for calculating the requirement at an Equivalent Temperature of -11°C with a risk of 1 %, taking into account the daily Distribution Capacity during the last 5 years and a Growth Factor (GF_y). The daily Distribution Capacity for the upcoming year is equal to the maximum of the daily Distribution Capacity of the last 5 years ($DC_{d,y}$). The new daily Distribution Capacity enters into force on October 1st of the considered year.

$$DC_{d,y} = \max(DC_{d,y-1}; DC_{d,y-2}; DC_{d,y-3}; DC_{d,y-4}; DC_{d,y-5}) \times (1 + GF_y)$$

This daily value is converted to an hourly value ($DC_{h,y}$) based on the observed historical daily/hourly ratio.

Such a winter analysis, but with a 50 % risk, is done as well in order to determine the daily global capacity level for each type of Customer ($DC_{d,y,AMR}$, $DC_{d,y,EAV}$, $DC_{d,y,MRC}$).

The hourly Distribution Capacity ($DC_{h,y}$) is distributed proportionally to the daily Distribution Capacity per Customer Segment cs , in order to obtain an hourly Distribution Capacity per type of Customer ($DC_{h,y,AMR}$, $DC_{h,y,EAV}$, $DC_{h,y,MRC}$).

$$DC_{h,y,cs} = DC_{h,y} \times \frac{DC_{d,y,cs}}{\sum_{\text{all } cs} DC_{d,y,cs}}$$

~~3.6.1.2.2~~ 3.7.1.2.2 Monthly allocation of Transmission Services between Grid Users and on ARS level

~~3.6.1.2.2.1~~ 3.7.1.2.2.1 Telemetered Final Customers AMR

AMR Final Customers are telemetered by the DSO. For each AMR Final Customer fc , the Peak Metering Value ($PMV_{m,fc}$) for month m is determined based on the maximum validated¹³ Exit Energy Metering ($XEM'_{h,fc,AMR}$) of the last 12 months for the

¹³ Validated metered data by DSO when first allocation is sent to the TSO.

considered AMR Final Customer fc . Each AMR Final Customer is located at a Distribution Network.

$$PMV_{m,fc,AMR} = \max_{last\ 12\ months} (XEM'_{h,fc,AMR})$$

Each AMR Final Customer is linked to one Grid User. Distribution Capacity for the AMR Customer Segment ($DC_{h,y,AMR}$) is distributed to Grid User g proportionally to the sum of the monthly Peak Metering Values of the AMR Final Customers fc in the customer portfolio of a Grid User g for month m ($PMV_{m,fc,AMR}$) divided by the sum of the monthly Peak Metering Values of all AMR Final Customers.

$$DC_{m,AMR,g} = DC_{h,y,AMR} \times \frac{\sum_{All\ fc\ of\ g} PMV_{m,fc,AMR}}{\sum_{all\ AMR\ fcs} PMV_{m,fc,AMR}}$$

Each AMR Final Customer fc is connected to one ARS. The monthly AMR Distribution Capacity of a Grid User g ($DC_{m,AMR,g}$) is distributed to the ARS proportionally to the sum of the monthly Peak Metering Values of AMR Final Customers fc in the customer portfolio of Grid User g on the considered ARS ($PMV_{m,fc,AMR,g}$) divided by the sum of the monthly Peak Metering Values of AMR Final Customers fc in the customer portfolio of Grid User g for all AMR Final Customers.

$$DC_{m,AMR,g,ARS} = DC_{m,AMR,g} \times \frac{\sum_{All\ fc\ of\ considered\ ARS} PMV_{m,fc,AMR,g}}{\sum_{All\ fc\ of\ all\ ARSs} PMV_{m,fc,AMR,g}}$$

3.6.1.2.2.2.3 3.7.1.2.2.2 Annual registered customers EAV

The allocation of Transmission Services for EAV final customers are based on annual registration by the DSO. For EAV Final Customers, the Transmission System Operator uses commodity allocations from the DSO to allocate Transmission Services, as provided in the Standard Connection Agreement Fluxys Belgium/DSOs.

Transmission Services for the EAV Customer Segment cs are allocated to Grid User g in proportion to the total commodity allocations of the Customer Segment EAV ($XEA'_{h,EAV,g}$) during the considered month m , as allocated by the DSO, in the customer portfolio of this Grid User g for the considered Customer Segment ($DC_{m,EAV,g}$) divided by the sum of the total commodity allocations of the Customer Segment EAV during the considered month m for all Grid Users g .

$$DC_{m,EAV,g} = DC_{h,y,EAV} \times \frac{\sum_{All\ hours\ of\ month\ m} XEA'_{h,EAV,g}}{\sum_{All\ Grid\ Users} \left[\sum_{All\ hours\ of\ month\ m} XEA'_{h,EAV,g} \right]}$$

The monthly EAV Distribution Capacity of Grid User g ($DC_{m,EAV,g}$) is distributed to the ARS in proportion to the total commodity allocations of the Customer Segment EAV during the considered month m , per Grid User g and per ARS ($XEA'_{h,EAV,g,ARS}$) divided by the sum of the total commodity allocations of the Customer Segment EAV during the considered month m and per Grid User g for all ARS.

$$DC_{m,EAV,g,ARS} = DC_{m,EAV,g} \times \frac{\sum_{\text{All hours of month } m} XEA'_{h,EAV,g,ARS}}{\sum_{\text{All ARSs}} \left[\sum_{\text{All hours of month } m} XEA'_{h,EAV,g,ARS} \right]}$$

3.6.1.2.2.3 7.1.2.2.3 Monthly Registered Customers MRC (SMR3, RMV and EMV)

For MRC customers, (Customer Segments SMR3, RMV and EMV), the Transmission System Operator uses Bottom-Up January Metering Value to allocate Transmission Services. This Bottom-Up January Metering Value is provided by the DSO, as provided in the Standard Connection Agreement Fluxys Belgium/DSOs. Each month m , the DSO updates the Bottom-Up January Metering Value to take into account portfolio changes between Grid Users.

The Bottom-Up January Metering Value for the MRC customers, for grid user g , for month m and per ARS ($BUJMV_{MRC,g,m,ARS}$) is calculated by adding the Bottom-Up January Metering Values for month m ($BUJMV_{cs,g,m,ARS}$) for the SMR3, RMV and EMV Customer Segments cs .

$$BUJMV_{MRC,g,m,ARS} = BUJMV_{SMR3,g,m,ARS} + BUJMV_{RMV,g,m,ARS} + BUJMV_{EMV,g,m,ARS}$$

The Monthly Transmission Services for the MRC Customer Segments cs ($DC_{m,MRC,g}$) are allocated to Grid User g , for each month m , in proportion to the Bottom-Up January Metering Value for the MRC customers of grid user g for month m ($BUJMV_{MRC,g,m}$) divided by the Bottom-Up January Metering Value for MRC customers for month m for all grid users g .

$$DC_{m,MRC,g} = DC_{h,y,MRC} \times \frac{BUJMV_{MRC,g,m}}{\sum_{\text{All Grid Users}} [BUJMV_{MRC,g,m}]}$$

The Distribution Capacities for the MRC customer cs , for Grid User g ($DC_{m,MRC,g,ARS}$) are distributed per ARS in proportion to the Bottom-Up January Metering Value for the MRC customers of grid user g , for month m and per ARS ($BUJMV_{MRC,g,m,ARS}$), divided by the Bottom-Up January Metering Value for MRC customers for month m , for grid users g and for all ARS.

$$DC_{m,MRC,g,ARS} = DC_{m,MRC,g} \times \frac{BUJMV_{MRC,g,m,ARS}}{\sum_{\text{All ARSs}} [BUJMV_{MRC,g,m,ARS}]}$$

~~3.6.1.2.3.3~~ 3.6.1.2.3.3.1 7.1.2.3 Estimation of the Monthly allocated Transmission Services per active Grid Users

The Distribution Capacity is allocated on a monthly basis to Grid Users using definitive Energy Allocation information. Therefore the monthly Distribution Capacity per Grid User per Customer Segment (and per ARS) can only be computed and communicated after the month. In order to allow Grid Users estimating such monthly Distribution Capacity, the TSO will determine indicative estimation factors, valid for the upcoming Gas Year (Oct Y – Sep Y+1). Those indicative estimation factors are provided for information purposes only and are not binding towards the TSO, as regards to the effectively allocated Distribution Capacity. Those factors will be reviewed at least annually by May 15th and published on the website of the TSO.

~~3.6.1.2.3.3.1~~ 3.6.1.2.3.3.1 7.1.2.3.1 Telemetered Final Customers AMR

For telemetered Final Customers, Grid Users will be able to estimate the monthly forecasted Distribution Capacity ($DC_{m,AMR,g,f}$) for each month of the upcoming Gas Year, as the sum of the monthly Peak Metering Values ($PMV_{m,fc,AMR,g}$) of Final Customers fc in the estimated customer portfolio of Grid User g ¹⁴ multiplied by the yearly Indicative Estimation Factor for AMR customer segment ($IEF_{AMR,y}$) applicable for such Gas Year.

$$DC_{m,AMR,g,f} = \left(\sum_{All\ fc\ of\ g} PMV_{m,fc,AMR} \right) \Bigg|_{\text{Estim. for month m by Grid User}} \times IEF_{AMR,y}$$

The yearly Indicative Estimation Factor for AMR customer segment ($IEF_{AMR,y}$), calculated by May of Year Y and applicable for the upcoming Gas Year (Oct Y – Sep Y+1) is obtained by the division of the Distribution Capacity for the AMR Customer Segment ($DC_{h,y,AMR}$) by the sum of the Peak Metering Values determined for the month February of the relevant year Y ($PMV_{Feb,fc,AMR,g}$) of all Final Customers fc .

$$IEF_{AMR,y} = \frac{DC_{h,y,AMR}}{\sum_{All\ fc} PMV_{Feb,fc,AMR}}$$

~~3.6.1.2.3.3.2~~ 3.6.1.2.3.3.2 7.1.2.3.2 Annual customer EAV

For Annual Customers (Customer Segment EAV), Grid Users will be able to estimate the monthly forecasted Distribution Capacity ($DC_{m,EAV,g,f}$) for each month of the upcoming Gas Year, as the sum for such month of the Yearly Standard Energy Offtake ($Q_{fc,EAV}$) of Final Customers fc in Customer Segment EAV in the estimated customer portfolio of Grid User g ¹⁵ divided by the relevant estimation factor, namely the yearly Indicative Estimation Factor for Customer Segment EAV ($IEF_{y,EAV}$).

¹⁴ The estimation of such customer portfolio is the responsibility of the Grid User.

¹⁵ The estimation of such customer portfolio is the responsibility of the Grid User.

$$DC_{m,EAV,g,f} = \frac{\left(\sum_{All\ fc\ of\ g} Q_{fc,EAV} \right)_{Estim.\ for\ month\ m\ by\ Grid\ User}}{IEF_{EAV,y}}$$

The yearly Indicative Estimation Factor for Customer Segment EAV ($IEF_{EAV,y}$), calculated at least annually by May 15 of Year Y and applicable for the upcoming Gas Year (Oct Y – Sep Y+1), are obtained by the division of the observed total Yearly Standard Energy Offtake over the period March Y-1 – Feb Y for such Customer Segment, by the Distribution Capacity for the such Customer Segment ($DC_{h,y,EAV}$).

The observed total Yearly Standard Energy Offtake is obtained by averaging over each hours h over the period March Y-1 – Feb Y the total Yearly Standard Energy Offtake ($Q_{fc,EAV}$) of all Final Customers fc in Customer Segment EAV over all ARS.

$$IEF_{EAV,y} = \frac{average \left(\sum_{All\ fc\ of\ EAV} Q_{fc,EAV} \right)_{all\ hours\ of\ previous\ year}}{DC_{h,y,EAV}}$$

3.6.1.2.3.3 3.7.1.2.3.3 Monthly registered customers MRC (SMR3, EAV, EMV)

For monthly profiled Final Customers, Grid Users will be able to estimate the monthly forecasted Distribution Capacity ($DC_{m,cs,g,f}$) for each month of the upcoming Calendar Year, as the sum of the estimated consumption during January of Final Customers fc in Customer Segment cs in the estimated customer portfolio of Grid User g ¹⁶ divided the yearly Indicative Estimation Factor for MRC customers ($IEF_{MRC,y}$) that applies to that Gas Year.

$$DC_{m,MRC,g,f} = \frac{\left(\sum_{All\ fc\ of\ g} BUJMV_{MRC,fc,g,m} \right)_{Estim\ by\ Grid\ User}}{IEF_{MRC,y}}$$

The yearly Indicative Estimation Factor for Monthly Registered Customer ($IEF_{MRC,y}$), calculated by May of Year Y and applicable for the upcoming Gas Year (Oct Y – Sep Y+1) is obtained by dividing the sum of Bottom-Up January Metering Value ($BUJMV_{cs,fc,g,February}$) for month February with the Distribution Capacity for the Monthly Registered Customers ($DC_{h,y,MRC}$).

$$IEF_{MRC,y} = \frac{\sum_{All\ g} \sum_{All\ fc\ of\ MRC} BUJMV_{MRC,fc,g,February}}{DC_{h,y,MRC}}$$

¹⁶ The estimation of such customer portfolio is the responsibility of the Grid User.

~~3.6.1.3~~ **3.7.1.3** Transitory measures

In case the implementation date is not on 1 January, transitory measures apply as from the implementation date until the end of the Calendar Year. The need for these transitory measures comes from the lack of Bottom-up January Metering Values for the Calendar Year of the implementation. The transitory measures will therefore replace section ~~3.7.1.2.2.33.6.1.2.2.3~~.

The Monthly Transmission Services for the MRC customers ($DC_{m,MRC,g}$) are allocated, for each month m of the rest of the Calendar Year following the implementation date, to the Grid User g , in proportion to the commodity allocations of the monthly registered customers of the S31, S32 and S41 Customer Segments during the months January and February of the considered year for Grid User g ($XEA'_{h,PMRC,g}$) divided by the commodity allocations of the monthly registered customers of the S31, S32 and S41 Customer Segments cs during the months January and February of the considered year for all Grid Users, as allocated by the DSO.

$$DC_{m,MRC,g} = DC_{h,y,MRC} \times \frac{\sum_{\text{All hours of months January - February}} XEA'_{h,PMRC,g}}{\sum_{\text{All Grid Users}} \left[\sum_{\text{All hours of months January - February}} XEA'_{h,PMRC,g} \right]}$$

The Monthly Transmission Services for the MRC customers ($DC_{m,MRC,g}$) are allocated, for each month m of the rest of the Calendar Year following the implementation date, to the Grid User g and per ARS, in proportion to the commodity allocations of the monthly registered customers of the S31, S32 and S41 Customer Segments ($XEA'_{h,PMRC,g,ARS}$) during the months January and February of the considered year for Grid User g and ARS divided by the commodity allocations of the monthly registered customers of the S31, S32 and S41 Customer Segments cs during the months January and February of the considered year for all Grid Users, as allocated by the DSO.

$$DC_{m,MRC,g,ARS} = DC_{m,MRC,g} \times \frac{\sum_{\text{All hours of month for the considered ARS and g for months January and February}} [XEA'_{h,PMRC,g,ARS}]}{\sum_{\text{All ARSs and all g}} \left[\sum_{\text{All hours of months January and February}} [XEA'_{h,PMRC,g,ARS}] \right]}$$

~~3.6.23.7.2~~ **3.7.2** *Services at the Installation Point Loenhout*

Transmission Services at the Installation Point Loenhout are allocated by the TSO, in accordance to the Subscribed Storage Services at the Storage Installation of Loenhout:

- The allocated Firm Entry Services from the Installation Point Loenhout are equal to the Subscribed Firm Withdrawal Services.

- The allocated Operational Interruptible Entry Services towards the Installation Point Loenhout are equal to the Subscribed Conditional Withdrawal Services.
- The allocated Firm Exit Services towards the Installation Point Loenhout are equal to the Subscribed Firm Injection Services.
- The allocated Operational Interruptible Exit Services towards the Installation Point Loenhout are equal to the Subscribed Conditional Injection Services.
- In case a Grid User has insufficient Entry or Exit Transmission Services in order to have a DAM/NNS quantity at the Storage Installation of Loenhout transmitted to/from the Transmission Grid, the TSO will allocate the corresponding required Firm Entry or Exit Transmission Service to the Grid User for the corresponding Gas Day.
- In case additional injection and/or additional Withdrawal services are offered at the Installation Point Loenhout, the corresponding Exit and/or Entry services will be allocated equally in accordance with the nature (Firm or Operational Interruptible) of the additional Storage Services.

~~3.6.3~~ 3.7.3 *Services at the Interconnection Point Zeebrugge*

Transmission Services at the Interconnection Point Zeebrugge are implicitly allocated on a daily basis by the TSO to the Grid User for the Imbalance Transfer Service, insofar required to ensure that Net Confirmed Title Transfer for ZTP Physical Trading Service¹⁷ ($NCTTP_{h,g}$) are automatically transferred to/from the Grid User Balancing Position in the BeLux H-Zone. The Imbalance Transfer Service is described in Section 3.8.1 of the ACT - Attachment A.

Transmission Services at the Interconnection Point Zeebrugge are implicitly allocated till the end of the same Gas Day. For every hour, the quantity of implicitly allocated entry [exit] Transmission Service at the Interconnection Point Zeebrugge for Grid User g ($MTSR_{ITSia,e,h,g}$, [$MTSR_{ITSia,x,h,g}$]) is calculated as the maximum of:

- The difference between
 - The sum of
 - the Net Confirmed Title Transfer for ZTP Physical Trading Services ($NCTTP_{h,g}$) in case this is a positive [negative] value for Grid User g ;
 - The sum of the hourly Entry [Exit] Energy (last) matched Nomination ($EEN'{}^m_{h,g}$, [$XEN'{}^m_{h,g}$]) at IZT, Zeebrugge LNG Terminal and ZPT for Grid User g and
 - The sum of

¹⁷ The Net Confirmed Title Transfer for ZTP Physical Trading Services takes into account with any transfers from one Grid User to another in the framework of the Imbalance Pooling Service as described in Attachment A.

- The Entry [Exit] Transmission Services of Zeebrugge, IZT, Zeebrugge LNG Terminal and ZPT for Grid User g ($MTSR_{Zeebrugge,h,g} + MTSR_{IZT,h,g} + MTSR_{Zeebrugge\ LNG\ Terminal,h,g} + MTSR_{ZPT,h,g}$);
- The Entry [Exit] Transmission Services at Zeebrugge implicitly allocated till the end of the same Gas Day under the Imbalance Transfer Service at Zeebrugge for (a) previous hour(s) of the same Gas Day ($MTSR_{ITSia,h-n,z,g}$)
- Zero (0).

$$MTSR_{ITSia,e,h,g} = \max[\text{sum}(NCTTP_{h,e,g} + EEN_{h,IPs,g}^m) - (MTSR_{IPs,h,e,g} + MTSR_{ITS,ia,h-n,e,g}); 0]$$

$$MTSR_{ITSia,x,h,g} = \max[\text{sum}(NCTTP_{h,x,g} + XEN_{h,IPs,g}^m) - (MTSR_{IPs,h,x,g} + MTSR_{ITS,ia,h-n,x,g}); 0]$$

3.7.13.8 Market based processes for network capacity expansion

In accordance with the CAM NC the concerned TSOs on each side of Interconnection Points linking entry-exit Zones shall cooperate in the incremental process, concerning network capacity expansion (additional capacity at existing Interconnection Points or the creation of new Interconnection Points) projects.

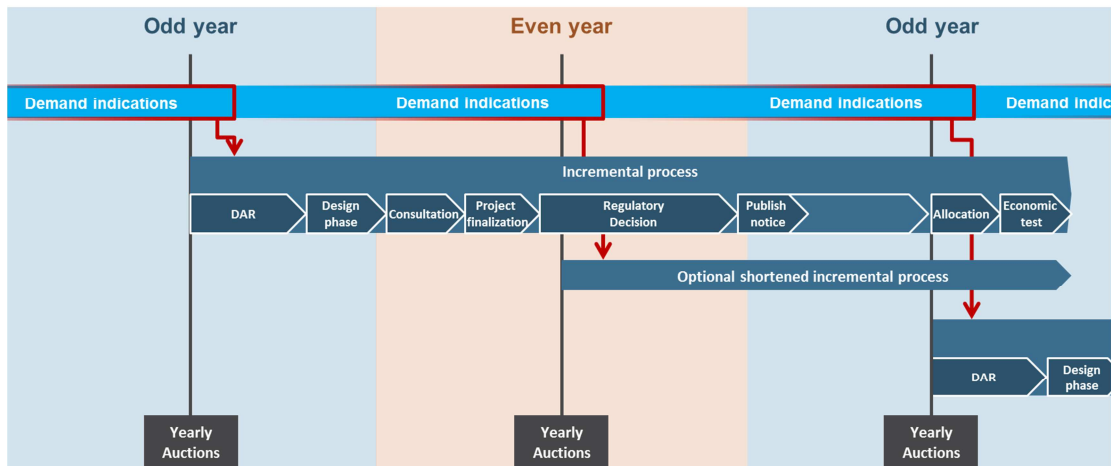
However, for the assessment of incremental or new projects not related to Connection Points in the scope of CAM NC, the open season procedure remains applicable.

3.7.13.8.1 Incremental process: bundled capacity on Interconnection Points

The incremental process is the market-based process by which finally binding capacity requests are eventually awarded to Grid Users prior to the final investment decision (FID) necessary for an investment in a capacity expansion project. The incremental process consists of the following phases:

- Non-binding demand indications, as detailed in section [3.8.1.13.8.1.13.7.1.1](#);
- Market demand assessment report, as detailed in section [3.8.1.23.8.1.23.7.1.2](#);
- Design phase, including NRA approval of the project(s), as detailed in section [3.8.1.43.8.1.43.7.1.4](#);
- Publication of the binding project notice, as detailed in section [3.8.1.53.8.1.53.7.1.5](#);
- Binding allocation of incremental capacity, as detailed in section [3.8.1.63.8.1.63.7.1.6](#).

The following diagram illustrates the sequence of these steps:



3.7.1.1 3.8.1.1 Non-binding demand indications

Parties interested in incremental capacity can submit non-binding demand indications at any time, based on a template published on the Fluxys Belgium website (<http://www.fluxys.com/belgium>). The non-binding demand indications shall contain at least the following information:

- i. The two or more adjacent entry-exit systems between which demand for incremental capacity – on one or both sides of an interconnection point – is expressed and the requested direction;
- ii. The gas year(s) for which a demand for incremental capacity is expressed;
- iii. The amount of capacity demanded between the respective entry-exit systems;
- iv. Information on non-binding demand indications which were or will be submitted to other transmission system operators, in case such indications are linked to each other, such as demand for capacities at several related interconnection points;
- v. Whether the demand expressed is subject to any of conditions;
- vi. Contact details for the requesting party.

3.7.1.2 3.8.1.2 Demand Assessment Report (“DAR”)

In at least each odd-numbered year and no later than 16 weeks after the start of the annual yearly auctions, common market Demand Assessment Reports, produced by Fluxys Belgium in cooperation with the adjacent TSO’s, shall be published on <http://www.fluxys.com/belgium> and the ENTSOG website. The demand assessment reports, each covering all Interconnection Points of at least one entry-exit system border shall include amongst others:

- i. Aggregation of non-binding indications received;
- ii. Assessment of the expected demand for incremental capacity on this border;
- iii. Conclusion on whether an incremental capacity project is initiated through the start of the design phase.

The TSOs shall consider non-binding demand indications submitted no later than 8 weeks after the start of the annual yearly auction in the ongoing market demand assessment.¹⁸ For non-binding demand indications received after this deadline, the TSOs may consider them in the ongoing market demand assessment or introduce them in the next market demand assessment. In exceptional circumstances and if demand for incremental capacity is expressed by Grid Users no later than 8 weeks after the yearly auction in even-numbered years, the concerned TSOs may agree to conduct a market demand assessment also in even-numbered years.

~~3.7.1.3~~ 3.8.1.3 Design phase

In case a Demand Assessment Report identifies the need for incremental capacity project(s), the design phase shall start and the respective TSO's shall jointly develop a proposal. No later than 12 weeks after the start of the design phase, the TSO's shall conduct a joint public consultation on the project proposal for a period of one to two months. The proposal will eventually consist of several alternatives to respond to different market demand scenarios. Those alternatives will translate in several offer levels, each characterized by a given amount of capacity being made available and associated conditions (including costs, tariffs and contractual).

The consultation shall at least cover as¹⁹:

- i. A description of the incremental capacity project, including a cost estimate;
- ii. The coordinated offer levels at the relevant Interconnection Point;
- iii. The proposed allocation mechanism;
- iv. Provisional timelines of the incremental capacity project;
- v. The specific terms and conditions that would apply to that capacity, if any;
- vi. The indicative tariff applicable to the capacity;
- vii. Expected (future) utilisation of the incremental capacity;
- viii. Estimated impact on utilisation of other existing gas infrastructure.

~~3.7.1.4~~ 3.8.1.4 NRA Approval

After the consultation, the TSO's have 3 months to finalize the project proposal, taking stakeholders' comments into consideration, and submit the complete project proposal for approval to the relevant national regulatory authorities. Within 6 month of receipt of the complete project proposal, those relevant national regulatory authorities shall publish a coordinated decision on the project proposal.

~~3.7.1.5~~ 3.8.1.5 Binding Notice Publication

Based upon a positive decision from the relevant national regulatory authorities, the TSOs will then jointly proceed to a binding allocation phase. To that end, an information memorandum will be published on the Fluxys Belgium website and sent

¹⁸ In 2017 the window for the demand assessment will exceptionally commence from the date of entry into force of the Amended CAM NC.

¹⁹ As described in Article 27 of CAM NC.

to all Grid Users, describing the offer levels and associated conditions on which Grid Users will be invited to submit binding capacity bids/requests.

~~3.7.1.6~~ 3.8.1.6 Allocation of incremental capacity

The project proposal shall state the proposed capacity allocation mechanism. The mechanism and rules for allocation will be subject to the approval of the relevant national regulatory authorities as detailed in section ~~3.8.1.43.8.1.43.7.1.4~~, and will have to be in line with articles 29 and 30 of CAM NC.

The results of the allocation will be used as an input for the economic test, which aim is to verify whether the value of binding commitment allocated sufficiently covers the projected costs of the project, or at least a fraction of it, as approved by the relevant national regulatory authorities. If the economic test is successful, the capacity is allocated and confirmed to the concerned Grid Users, and incremental process stops. In case the economic test is unsuccessful, the incremental process can be stopped without allocation of capacity.

~~3.7.23.8.2~~ 3.8.2 *Open Season Procedure*

An open season is organized in the following steps

~~3.7.2.1~~ 3.8.2.1 Information memorandum

An information memorandum is published on the website and sent to all Grid Users, and contains the following information:

- i. the envisaged investment project;
- ii. the envisaged milestones and deadlines of the project;
- iii. the methodology for the determination of the capacity type, the duration and the indicative quantity of the offered Transmission Services;
- iv. the methodology for the allocation of the capacity created by the envisaged investment project by the TSO;
- v. the applicable selection criteria in case demand exceeds supply for the Transmission Services
- vi. the forms by which Transmission Services can be requested and by which the TSO can confirm Transmission Services in the framework of this open season.

~~3.7.2.2~~ 3.8.2.2 Non-binding requests:

- i. In case a party wants to participate to the open season, the confidentiality agreement has to be signed and the quantities and Transmission Services the party is interested in have to be indicated in a non-binding request before closure of the deadline specified in the information memorandum;
- ii. The TSO gathers all non-binding requests and adjusts the envisaged investment project if required;

- iii. Parties showing interest to subscribe to Transmission Services in the framework of an open season procedure sign a letter of intent, before closure of deadline specified in the information memorandum;

~~3.7.2.3~~ 3.8.2.3 Binding commitments:

- i. Parties wanting to subscribe to Transmission Services and complying with the selection criteria as indicated in the information memorandum, should register as a Grid User before closure of the specified deadline;
- ii. In order to subscribe to Transmission Services in the framework of an open season, the Grid User sends a Service Request using the request form as specified in the information memorandum.
- iii. The TSO sends a Service Confirmation using the form as specified in the information memorandum and asks the Grid User to countersign this form before closure of the specified deadline.

4 Secondary Market

4.1 General rules for the Secondary Market

The following conditions apply to trading of Transmission Services on the Secondary Market:

- in order to sell Transmission Services on the Secondary Market, a party must be a Grid User²⁰;
- all Transmission Services subscribed on the Primary Market or traded on the Secondary Market can be (re-)traded on the Secondary Market;
- a trade of Transmission Services on the Secondary Market takes place by an assignment and must either entail the transfer of all rights and obligations associated therewith (full assignment) or a transfer of all rights and obligations except for the payment obligation of the Monthly Capacity Fee and the Monthly Variable Flex Fee (assignment with retained payment obligation);
- the nature of Transmission Services is not impacted by trading on the Secondary Market (e.g. a Firm Transmission Service subscribed on the Primary Market must remain a Firm Transmission Service of the Secondary Market);
- bundled Transmission Services, acquired as part of a bundled product, must be sold as a bundle since bundled products should remain bundled and cannot be sold separately;
- Cross Border Delivery Service and its associated Entry, Exit or OCUC Services must be sold together;
- the minimum period for a trade of a Transmission Service is one (1) Gas Day;
- the maximum period for a trade of a Transmission Service is limited to the end of the Service Period of the considered Transmission Service;
- note that for Transmission Services on an End User Domestic Exit Point where the Fix/Flex Rate Type is attributed, the transfer of all rights and obligations associated therewith (full assignment) is only possible if the Grid User does this transfer for all subscribed Transmission Services on that End User Domestic Exit Point for that calendar year. For the avoidance of doubt, on an End User Domestic Exit Point where the Fix/Flex Rate Type is attributed, transfer of part of the Transmission Services and transfer for a limited period of time remains possible under the transfer of all rights and obligations except for the payment obligations (assignment with retained payment obligation).

Grid Users can also trade capacity on the Secondary Market Platform PRISMA. In order to be able to trade products on PRISMA, the Grid User shall:

- Accept the standard PRISMA GTC's with the operator of PRISMA, which are available on PRISMA website www.prisma-capacity.eu;

²⁰ The TSO can also buy Transmission Services on the Secondary Market, for example in the framework of the buy-back procedure as Congestion Management

- have a valid Standard Transmission Agreement in force with the TSO.

4.2 Secondary Market Procedures

4.2.1 *Over-the-counter assignments in written*

If parties wish to trade Transmission Services directly amongst one another on the Secondary Market, the following procedure applies, both in case of full assignment, as in assignment with retained payment obligation:

1. The assignor and assignee mutually agree upon the assignment of Transmission Services on the Secondary Market;
2. The assignor or assignee notifies the Transmission System Operator in written (letter, fax, or e-mail) of the Transmission Services that are to be assigned from the assignor to the assignee, using an Assignment Form [as published on the Fluxys Belgium website](#) (~~see Attachment G – Forms~~) duly signed by both parties, specifying amongst others quantity, period, price and details on Transmission Service;
3. In case the Assignment Form is incomplete, the Transmission System Operator asks to complete the Assignment Form;
4. In case the Assignment Form is complete, the Transmission System Operator registers the Assignment and sends the countersigned Assignment Form to Assignor and Assignee [as published on the Fluxys Belgium website](#) (~~see Attachment G.: Forms~~):
 - within 2 ~~working days~~ [Business Days](#) after receipt of the complete Assignment Form, in case the requested Start Date is within 5 ~~working days~~ [Business Days](#) or less;
 - within 5 ~~working days~~ [Business Days](#) after receipt of the complete Assignment Form, in case the requested Start Date is later than within 5 ~~working days~~ [Business Days](#).
5. The TSO publishes amongst others the quantity, the period, the details of the Transmission Services and the price.

4.2.2 *Over-the-counter assignments via PRISMA*

The TSO enables parties to notify an over-the-counter assignment through the PRISMA Secondary Market Platform. The procedure is the following both in case of full assignment, as in assignment with retained payment obligation:

1. The assignor and assignee mutually agree upon the assignment of Transmission Services on the Secondary Market;
2. The assignor or assignee enters the assignment on the PRISMA Secondary Market Platform, specifying amongst others the quantity, period, details on Transmission Service, and the price that is due to the assignor by the assignee;

3. The other party (assignee or assignor) confirms the assignment that was registered by the first party (assignor or assignee) in the PRISMA Secondary Market Platform;
4. the TSO checks and registers the assignment;
5. assignor and assignee are notified by the TSO via the PRISMA Secondary Market Platform that the assignment was registered;
6. The TSO publishes amongst others the quantity, the period, the details of the Transmission Services and the price.

4.2.3 Anonymous assignments via PRISMA

The TSO organizes the Secondary Market such that a Grid User has the possibility to propose Transmission Services he wishes to trade (i.e. buy or sell) on the Secondary Market and allows interested Grid Users to respond to this proposal. The procedure is the following both in case of full assignment, as in assignment with retained payment obligation:

1. a party enters an proposal (either for sale or purchase) and specifies quantity, period, details on the Transmission Service and the proposed price that would be due to the assignor by the assignee on the PRISMA Secondary Market Platform;
2. another party responds to the proposal on the PRISMA Secondary Market Platform and specifies quantity, period and, if applicable, also details on the Transmission Service and possibly another proposed price that would be due to the assignor by the assignee;
3. a deal is concluded once both parties agree on all aspects of the trade: quantity, period, details on the Transmission Service and the price due to the assignor by the assignee;
4. the TSO checks and registers the assignment;
5. assignor and assignee are notified by the TSO via the PRISMA Secondary Market Platform that the assignment was registered;
6. The TSO publishes amongst others the quantity, the period, the details of the Transmission Services and the price.



ACCESS CODE FOR TRANSMISSION

Attachment C.1: Operating Procedures

Contents

1.	SUBJECT, CONTENT, APPLICATION AREA.....	4
1.1.	Subject	4
1.2.	Definitions and naming conventions	4
2.	GENERAL PROVISIONS	9
2.1.	Time references	9
2.2.	Transmission protocol	9
2.3.	Nominations and matching procedures	9
2.4.	Grid User EDIG@S code	9
2.5.	Company Grid User code	10
3.	NOMINATIONS AND RENOMINATIONS	10
3.1.	Introduction	10
3.2.	Process and messages	10
3.2.1.	<i>Daily nomination procedures</i>	10
3.2.2.	<i>Grid User's Daily Transmission Notice (SDT)</i>	12
3.2.3.	<i>TSO's Daily Confirmation Notice (TDT)</i>	12
3.2.4.	<i>Applicable Renomination Lead-Time</i>	13
3.2.5.	<i>Applicable Interruption/Constraint Lead-Time</i>	13
3.3.	Single sided nomination and double sided nomination at Interconnection Points	14
3.4.	Single sided nominations on a Trading Platform for ZTP Trading Services	15
4.	CONFIRMATIONS.....	15
4.1.	Capacity rules	15
4.1.1.	<i>Capacity check</i>	15
4.1.2.	<i>Interconnection Point interruption</i>	16
4.1.3.	<i>End User Domestic Exit Point interruption</i>	17
4.2.	Constraint Management Rules.....	17
4.2.1.	<i>Interconnection Point constraint</i>	18 ¹⁷
4.2.2.	<i>Cross Border Delivery Service constraint</i>	18 ¹⁷
4.2.3.	<i>End User Domestic Exit Point constraint</i>	18
4.2.4.	<i>UK gas quality constraint</i>	18
4.2.5.	<i>Imbalance constraint on the market balancing position</i>	18
4.2.6.	<i>Constraint management</i>	19 ¹⁸
4.2.7.	<i>Allocation principle in case of a constraint</i>	19
4.3.	Matching rules	20 ¹⁹
4.3.1.	<i>Matching at an Interconnection Point</i>	20 ¹⁹
4.3.2.	<i>Matching at an End User Domestic Exit Point</i>	20
4.3.3.	<i>Matching for ZTP Trading Services</i>	20
4.4.	Balancing rule on specific services	21 ²⁰
4.5.	Reduction rules at Interconnection Points or End User Domestic Exit Points.....	21

5.	PHYSICAL DELIVERY/REDELIVERY OBLIGATION	
	RELATING TO A PHYSICAL TRANSACTION	22²¹
6.	ALLOCATION PROCEDURE	23²²
6.1.	Gas allocation rules	23 ²²
6.1.1.	Allocation at Interconnection Points	23 ²²
6.1.2.	Allocation at the End User Domestic Exit Point.....	24 ²³
6.1.3.	Allocation at the Distribution Domestic Exit Point	25 ²⁴
6.1.4.	Allocation for ZTP Trading Services	31 ²⁹
6.2.	Reporting	31 ³⁰
6.2.1.	Process.....	31 ³⁰
6.2.2.	Hourly reporting.....	31 ³⁰
6.2.3.	Monthly Final Allocations	32 ³¹
7.	GAS QUALITY.....	33³²
8.	MAINTENANCE PROCEDURES.....	35³³
8.1.	Long Term Planned Works.....	35 ³³
8.2.	Short Term Planned Works	35 ³⁴
8.3.	Emergency	36 ³⁴
8.4.	Reduced Service Days	36 ³⁵
8.5.	Adjustment of the Monthly Capacity Fee.....	36 ³⁵
8.6.	Maintenance on Cross Border Capacity	37 ³⁵
9.	EXCHANGED DATA	37³⁶
10.	CONTACT DETAILS	37³⁶

~~Annex 1: TSO Constraint Notice~~
~~Annex 2: TSO Interruption Notice~~
~~Annex 3: Quality Deficient Gas Notice~~

1. Subject, content, application area

1.1. Subject

The Operating Procedures describe the operational rules and procedures which are required for the proper implementation of the Standard Transmission Agreement.

The Operating Procedures provide for the exchange of operational information between the TSO and the Grid Users, which is required in order to have quantities of Natural Gas (re)delivered by the Grid Users at the Interconnection Point(s) and or Domestic Exit Point(s).

1.2. Definitions and naming conventions

Unless the context requires otherwise, the definitions set out in Attachment 3 of the Standard Transmission Agreement apply to this Attachment C.1. Capitalised words and expressions used in this Attachment C.1 which are not defined in Attachment 3 of the Standard Transmission Agreement shall have the following meaning:

Active Grid User shall mean the Grid User who sends the Nominations in the process of single sided Nominations, as provided for in section 3.3.

Active TSO shall mean the TSO who receives the initial Nominations and Renominations in the process of single sided Nominations, as provided for in section 3.3.

Applicable Interruption/Constraint Lead-Time shall mean the minimum lead-time the TSO shall apply to inform Grid Users/End Users of any interruption or constraint, at an Interconnection Point or End User Domestic Exit Point, or of a change to the effective values of the Market Threshold(s).

Applicable Renomination Lead-Time Renomination Lead-Time that shall be applicable at a specific Interconnection Point, End User Domestic Exit Point or for a ZTP Trading Service as provided for in section 3.2.4.

Counterparty shall mean a party to a ZTP Trading Service transaction, having also concluded an STA with the TSO and subscribed Hub Services.

[CRGU](#) [Capacity Responsible Grid User – Grid User who is responsible for the Capacities subscribed on an End User Domestic Exit Point with the pooling of Capacity described in the Allocation Agreement.](#)

Delivery shall mean the supply or purchase of Natural Gas by means of ZTP Trading Services.

<i>End Time</i>	End Time – Last Gas Hour at which a constraint or interruption shall be applicable.
$GBP^*_{h,z,g}$	Grid User Balancing Position before settlement – online – hourly quantity per Zone per Grid User, expressed in kWh, based on provisional allocation quantities, as provided for in Attachment A.
$GRF_{h,ARS}$	Provisional ARS Residu Factor – hourly value per Aggregated Receiving Station (ARS); factor that has to be applied to the result of multiplication the SLP Curve by the Yearly Standard Energy Offtake (as described in section 6.1.3), in order to allocate fully the Exit Energy Metering $XEM_{h,ARS}$, as calculated for $h+1$.
$HPF_{h,ARS,g}$	Hourly Proportion Factor – shall mean the Hourly Proportion Factor (<i>HPF</i>) per Grid User per ARS obtained by dividing the sum of the Yearly Standard Energy Offtake per Grid User per ARS for all Profile End User Types and the sum of the Yearly Standard Energy Offtake for all Grid Users per ARS and for all Profile End User Types.
$I_{DDEP,h,z,g}$	Distribution Domestic Exit Points Imbalance – hourly – quantity per Zone per Grid User; expressed in kWh; in accordance with section 6.1.3.3.
$IS_{m,z}$	Imbalance Smoothing Allocation -- monthly quantity per Zone, expressed in GWh, as referred to in section 6.1.3.3.
$ISF_{m,z}$	Imbalance Smoothing Allocation– daily quantity expressed in percentage, as referred to in section 6.1.3.3.
<i>Joint Declaration Notice</i>	Document sent by the Passive Grid User to the Passive TSO, in which it indicates that it authorises a specific Grid User (Active Grid User) to send single sided nominations on its behalf to the Active Grid Operator
<i>Long Term Planned Works</i>	shall mean the maintenance, repair and replacement works to be carried out during the next calendar year.
<i>Match</i>	shall mean, in accordance with section 4.3, that there is a match in Nominations in terms of parties and quantities.
$MBP_{DDEP,DP,d,z}$	Distribution Domestic Exit Points Deep Point, value per Day d , per Zone z , expressed in kWh; as referred to in section 6.1.3.3.
<i>Mismatch</i>	shall mean, in accordance with section 4.3, that there is a mismatch in Nominations in terms of parties and/or quantities.
$MTSR_f, MTSR_b, MTSR_i$	As described in Attachment A.

Net Confirmed Title Transfer

shall mean the net quantity of Natural Gas transferred to the Grid User Balancing Position via Zeebrugge, ZTP and ZTPL in order to have balanced ZTP Physical or ZTP Notional Trading Services.

OBA or Operational Balancing Agreement

shall mean the agreement between the TSO and an Adjacent TSO for managing the operational differences between the Confirmed Quantities of Natural Gas and the Metered Quantities of Natural Gas.

PAGU

Priority Allocated Grid User – Grid User who is prioritized in the Allocation at an End User Domestic Exit Point with the pooling of Capacity described in the Allocation Agreement.

Pair of Grid Users

shall mean the pair of Grid Users who exchange gas by means of ZTP Trading Services or the pair of Grid Users on either side of an Interconnection Point who transmit Natural Gas via said Interconnection Point.

Passive Grid User

shall mean the Grid User who authorises the Active Grid User to nominate the capacity in the process of single sided Nominations, as provided for in section 3.3.

Passive TSO

shall mean the TSO who receives the initial Nominations and Renominations from the Active TSO in the process of single sided Nominations, as provided for in section 3.3.

Priority Reduction List

shall mean the list with which the Grid User can indicate its priorities to the TSO in the event of a constraint (for Wheeling, Zee Platform, OCUC or Direct Line Services). The Grid User can send this list to the TSO for each shipper code per Interconnection Point or End User Domestic Exit Point via its Nominations.

Profil End User

shall mean all end users on the DSO grid without telemetering of which 4 Profile End User Types are defined.

PEUT

Profile End User Types – Consisting of the following Customer Segments SMR3, RMV, EMV, and EAV as described in ACT, Attachment B.

$Q_{h,g,ARS,SLPi}$

Hourly Standard Energy Offtake – hourly value per Grid User, per ARS and per SLP Type; expressed in kWh. This is the standard offtake of the SLP End Users, calculated in function of the Yearly

Standard Energy Offtake and the SLP Curve (as set out in section [6.1.36.1.3](#)).

$Q_{y,g,ARS,SLPi}$ Yearly Standard Energy Offtake – yearly value per Grid User, per ARS and per SLP Type or Profile End User Type (*PEUT*); expressed in kWh; as received from the DSOs (Distribution System Operators). This is the total yearly offtake of the profiled End Users, in relation to a standard year as determined by the DSOs.

Redelivery shall mean the offtake or sale of Natural Gas by means of ZTP Trading Services.

Reduced Service Days shall mean the total number of Days in a year during which the MTSRf and/or MTSRb may be interrupted in whole or in part by the TSO for Long Term Planned Works and Short Term Planned Works.

Relevant Grid User The Grid User who supplies Natural Gas to the supplier active on the DSO grid, who in turn supplies Natural Gas to the End User on the DSO grid.

Renomination Nomination used either in case of changes to the initial Nomination, or if the initial Nomination was received after 14:00 on d-1.

$RLPO_{h,ARS}$ shall mean the sum of the hourly Profile End User Type offtake of all Relevant Grid Users at each ARS [kWh].

SDT Grid User's Daily Transmission Notice - sent by the Grid User to the TSO in accordance with section 3.2.2.

Short Term Planned Works shall mean the maintenance, repair or replacement works which are required to be promptly performed in order to maintain the safety and integrity of the Transmission System.

SLP Synthetic Load Profile – consumption profiles used to determine the offtake of SLP End User on the DSO grid without telemetering.

SLP Curve means a curve or table showing the relative consumption of a particular type of SLP End User for each hour of a full year, taking into account various parameters such as day of the week, holiday period, heating period, hourly temperature and average daily temperature. This curve or table is developed by Synergrid and is published on its website.

<i>SLP End User</i>	gas consumer on the DSO grid without telemetering, whose offtake is estimated using the SLP Curve.
<i>SLP_{h,i}</i>	Synthetic Load Profile <i>SLP</i> – hourly value and per SLP Type; as calculated using the SLP Curve.
<i>SLP_i Type</i>	Type of SLP Curve, namely S ₃₁ (non-domestic consumption < 150,000 kWh/year), S ₃₂ (non-domestic consumption ≥ 150,000 kWh/year) and S ₄₁ (domestic).
<i>Start Time</i>	Start Time - First Gas Hour at which a constraint or an interruption becomes applicable.
<i>TDT</i>	TSO's Daily Confirmation Notice - sent by the TSO to the Grid User in accordance with section 3.2.3.
<i>Trading Platform</i>	shall mean a platform, provided by a company, for the anonymous trading of Natural Gas and which may be a Counterparty of the Grid User.
<i>TSO Constraint Notice</i>	Notice sent by the TSO to the Grid User to inform the Grid User of a constraint of the Confirmed Quantities in accordance with article 4.2.
<i>TSO Interruption Notice</i>	Notice sent by the TSO to the Grid User to inform the Grid User of an interruption of the Subscribed Interruptible Capacity in accordance with article 6.
<i>TSO Physical Transaction</i>	Gas sale or purchase transaction between the TSO and Grid User in accordance with section 5.
<i>TS_tEM_h</i>	Provisional Telemetered Station Energy Metering – hourly value <i>h</i> per telemetered Final Consumer on the DSO grid; expressed in kWh; offtake per hour measured by a telemetered installation.
<i>TXEM_{h,ARS,g}</i>	Provisional Telemetered Exit Energy Metering – hourly value, per ARS and per Grid User; expressed in kWh; offtake per hour measured by telemetered installations.
<i>XEA_{h,g,ARS}</i>	Provisional Exit Energy Allocation – hourly value per Grid User and per ARS; expressed in kWh, as referred to in section 6.
<i>XEA'_{h,g,ARS}</i>	Final Exit Energy Allocation – hourly value per Grid User and per ARS; expressed in kWh, as referred to in section 6.
<i>XEA_{h,IP of XP,g}</i>	Exit Energy Allocation – provisional – hourly quantity per Grid User and per Interconnection Point or Domestic Exit Point, as referred to in section 6.1.3.

$XEA'_{h,IP \text{ of } XP,g}$	Exit Energy Allocation – final – hourly quantity per Grid User and per Interconnection Point or Domestic Exit Point, expressed in kWh, as referred to in section 6.
$XEAis_{h,z,g}$	Imbalance Smoothing Allocation for Distribution Domestic Exit – provisional – hourly quantity per Grid User per Zone, expressed in kWh, as referred to in section 6.
$XEAis'_{h,z,g}$	Imbalance Smoothing Allocation for Distribution Domestic Exit – final – hourly quantity per Grid User per Zone, expressed in kWh, as referred to in section 6.1.3.
$XEM_{h,ARS}$	Provisional Exit Energy Metering – hourly value per Distribution Domestic Exit Point; expressed in kWh.
$XEM'_{h,ARS}$	Final Exit Energy Metering – hourly value per Distribution Domestic Exit Point; expressed in kWh.

2. General Provisions

2.1. Time references

Any reference to time shall be construed as whatever time shall be in force in Belgium.

2.2. Transmission protocol

The protocol, to be used by the Grid User and TSO for exchanging Edig@s messages containing contractual data and dispatching information, shall be AS2 (Applicability Statement 2) or AS4.

For the avoidance of doubt, the specifications of all Edig@s notices which need to be exchanged between the TSO and Grid Users can be retrieved sorted by versions on the Edig@s website (<http://www.edigas.org>), more particularly in the guidelines section.

2.3. Nominations and matching procedures

The procedures described in section 3 are conform the EASEE-gas Common Business Practice 2014-001/01 "Harmonization of the Nomination and Matching Process for Double-Sided and Single-Sided Nomination".

2.4. Grid User EDIG@S code

The Grid User shall be provided with various Grid User EDIG@S codes for nominations, matching and allocation purposes under the Operating Procedures:

- A code for the utilisation of subscribed capacity services for Entry Services and Exit Services.
- A code for the utilisation of subscribed OCUCs, Wheelings, Zee Platform Services and Direct Lines.

- A code for the utilisation of ZTP Trading Services, if the Grid User has subscribed to ZTP Trading Services.
- A code for the identification of Deliveries or Redeliveries from a Trading Platform for the ZTP Physical Trading Services, if the Grid User has subscribed to ZTP Trading Services and is also active on a Trading Platform.

2.5. Company Grid User code

The Grid User shall use its Energy Identification Coding Scheme (EIC code) to set up the EDIG@S communication with the TSO.

The Grid User shall use its Energy Identification Coding Scheme (EIC code delivered by either ENTSO-E or ENTSO-G) or its Company EDIG@S code (delivered by Fluxys Belgium) in the EDIG@S message.

3. Nominations and renominations

3.1. Introduction

Notwithstanding the provision of section ~~2.22.2~~, if for whatsoever reason the TSO or the Grid User is prevented from exchanging messages via Edig@s, communication by fax or email shall be used as a temporary fall-back solution. The TSO shall make every effort to treat these fax or email messages in the same way as if they were sent by Edig@s.

Nominations and Renominations should only be sent on Interconnection Points, End User Domestic Exit Points and for ZTP Trading Services. Grid Users should not nominate the Distribution Domestic Exit Points.

3.2. Process and messages

3.2.1. Daily nomination procedures

In order to notify the TSO of the quantities of Natural Gas to be transmitted under the Standard Transmission Agreement, the Grid User shall notify the TSO by sending Nominations and, if applicable, Renominations to the TSO, according to the following procedure.

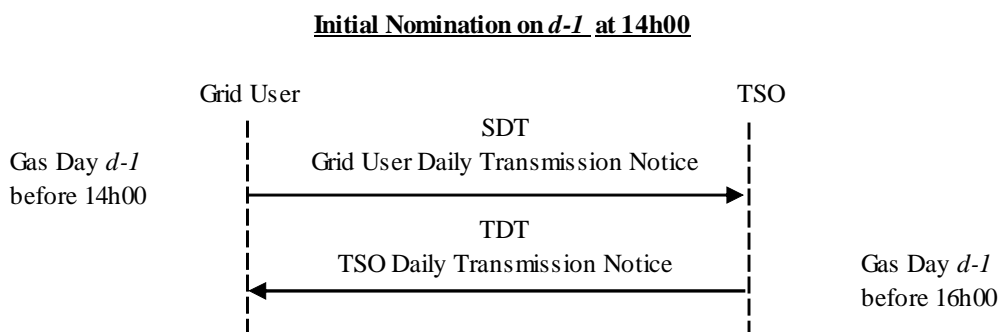
The general Nomination or Renomination procedure consists of four steps:

- The Grid User sends an SDT to the TSO with the Nomination for an Interconnection Point, an End User Domestic Exit Point or a ZTP Trading Service in accordance with section 3.2.2.
- The TSO checks the validity of the message format.
- The TSO computes the Grid User's hourly Confirmed Quantities of Natural Gas scheduled to be delivered or redelivered by the Grid User at an Interconnection Point, at an End User Domestic Exit Point or via a ZTP

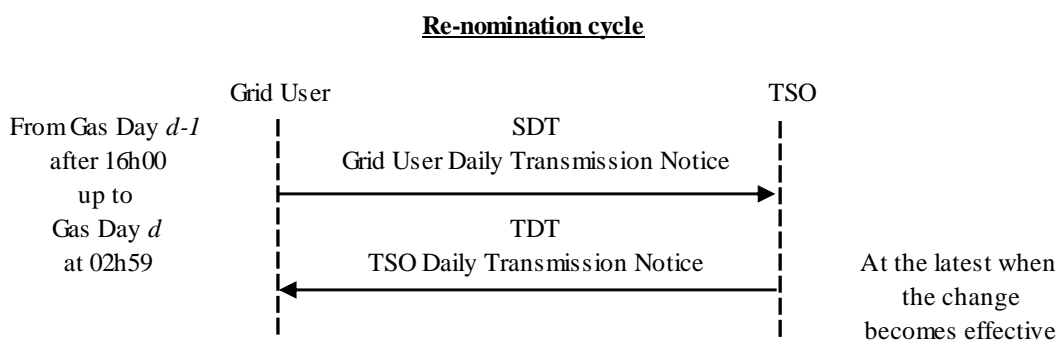
Trading Service in accordance with section 4.

- The TSO sends a TDT to the Grid User in accordance with section 3.2.3

The Grid User shall communicate to the TSO the initial Nominations for each Interconnection Point, End User Domestic Exit Point or ZTP Trading Service. This initial Nomination shall be the last notice received by the TSO before 14:00 on Gas Day d-1 and accepted by the TSO. The TSO shall confirm this initial Nomination by 16:00. This initial Nomination cycle is illustrated below.



The Grid User may submit a Nomination after 14:00 (this shall be considered a Renomination). Said Renomination may either be the first Nomination for the Interconnection Point, End User Domestic Exit Point or ZTP Trading Service in question or a revision of a previously submitted Nomination. The applicable Renomination shall be the last Renomination accepted by the TSO. If the TSO does not receive a valid Renomination, the last Nomination shall be deemed equal to the accepted quantity of the (initial) Nomination. The Renomination cycle is illustrated below.



The first Renomination cycle starts at 16:00. All Nominations received between 14:00 and 16:00 will be kept by the TSO until 16:00 but the Renomination used by the TSO is the last Nomination received by the TSO before 16:00 on Gas Day d-1 and accepted by the TSO.

In accordance with 3.2.4, Grid Users may renominate

- until 02:59 at Interconnection Points, Domestic Exit Points and for ZTP Physical Trading Services, and

- until 04:29 for ZTP Notional Trading Services.

3.2.2. *Grid User's Daily Transmission Notice (SDT¹)*

The Grid User shall send this notice to the TSO to inform it about the quantities, expressed in kWh/h, to be delivered or redelivered at an Interconnection Point, an End User Domestic Exit Point or via a ZTP Trading Service for each hour of the Gas Day. At the same time, for Matching and Allocation purposes, the Grid User shall indicate which (coded) upstream or downstream Grid User(s) of Counterparty/Counterparties will make available or offtake Natural Gas at the Interconnection Point, the End User Domestic Exit Point or via a ZTP Trading Service.

At each Interconnection Point and End User Domestic Exit Point, a positive direction is conventionally defined as follows:

- the positive direction (positive quantity) is the entry direction;
- the negative direction (negative quantity) is the exit direction.

The convention for each ZTP Trading Service is that:

- a positive direction (positive quantity) is a Delivery;
- a negative direction (negative quantity) is a Redelivery.

A Renomination shall at the earliest and within technical and operational limits become effective after the Grid User has sent the revised SDT and after the Applicable Renomination Lead-Time. An SDT received after the Applicable Renomination Lead-Time change takes effect shall be considered as valid by the TSO. However, the TSO shall not take into account hourly quantities of the SDT that fall within the Applicable Renomination Lead-Time.

In the event that the Grid User does not issue a valid SDT by Edig@s or by fax or email, the Confirmed Quantities for the Interconnection Point or End User Domestic Exit Point concerned shall be zero (0) kWh/h.

3.2.3. *TSO's Daily Confirmation Notice (TDT²)*

This notice shall be used by the TSO to notify the Grid User for each hour of the relevant Gas Day of:

- The hourly Confirmed Quantities of Natural Gas scheduled to be delivered or redelivered by the Grid User at an Interconnection Point, an End User Domestic Exit Point or via a ZTP Trading Service, computed in accordance with section 4; and
- For the Interconnection Points, the Processed Quantities which the adjacent

¹ The Edig@s notice type of the SDT will be "NOMINT".

² The Edig@s notice type of the TDT will be "NOMRES".

TSO is able to receive or deliver, based on the Nomination of the upstream or downstream Grid User of the Pair of Grid Users, and taking into account any constraints

- For the ZTP Trading Services, the following additional information
 - the quantities which the Counterparty is able to receive or deliver, based on the Counterparty's Nomination;
 - the quantities traded on the Trading Platform;
 - the Net Confirmed Title Transfer, i.e. on ZTP Physical Trading Services, ZTP Notional Trading Services (ZTP and ZTPL) the quantity of Natural Gas transferred to the Grid User Balancing Position.

For the initial Nomination (received via an SDT before 14:00), the deadline for the TSO to send the TDT to the Grid User shall be 16:00 CET on the Gas Day before the Gas Day on which the delivery or redelivery is to take place.

In the event that the Grid User sends a Renomination, the TSO shall issue a revised TDT before the change becomes effective (in accordance with [3.2.4](#)~~3.2.4~~).

3.2.4. *Applicable Renomination Lead-Time*

The standard Applicable Renomination Lead-Time shall be the next full hour +2, except for Notional Trading Services where the standard Applicable Renomination Lead-Time shall be at least 30 minutes before the hour in question.

The TSO may reduce this lead time for a specific Interconnection Point, an End User Domestic Exit Point or ZTP Trading Service after notifying the Grid Users thereof by fax or email. This notification shall specify the Interconnection Point, End User Domestic Exit Point or ZTP Trading Service, as well as the new Applicable Renomination Lead-Time and the time from which it applies. As from the specified time and until further notice, this new Applicable Renomination Lead-Time shall apply to the specified Interconnection Point, End User Domestic Exit Point or ZTP Trading Service.

3.2.5. *Applicable Interruption/Constraint Lead-Time*

The Applicable Interruption/Constraint Lead-Time is the minimum lead-time the TSO shall apply to inform Grid Users/End Users of any interruption or constraint, at an Interconnection Point or End User Domestic Exit Point, or of a change to the effective values of the Market Threshold(s).

The standard Applicable Interruption/Constraint Lead-Time for a given Gas Hour shall be 45 minutes after the last possible Renomination for said Gas Hour³.

Nevertheless, in case of a change to the effective values of the Market Threshold(s), the TSO shall make every effort to inform the Grid User about the new effective values of the Market Threshold(s) in a timely fashion - at least before the Applicable Interruption/Constraint Lead-Time. The effective values of the Market Threshold(s) shall be communicated through the Grid User's Balancing Position form as described in section 6.2.2.3.

3.3. Single sided nomination and double sided nomination at Interconnection Points

Double sided nomination refers to the process whereby Grid Users holding current contracts with the TSO and the Adjacent TSO on both sides of an Interconnection Point submit Nominations to each of those TSOs, in accordance with the processes described in this section. The Nominations on both sides of the Interconnection Point shall be matched according to the procedure described in section 4.3.1.

Single sided nomination refers to the process whereby only one of the Grid Users (referred to as the Active Grid User) submits a Nomination to only one of the respective TSOs (referred to as the Active TSO). Single sided nomination is an option offered by the TSO stemming from Article 19(7) of EU Regulation 984/2013, whereby TSOs shall establish a joint nomination procedure for bundled capacity, providing Grid Users with the means to nominate the gas flows of their bundled capacity via a single Nomination.

Single sided nomination requires the roles of the respective Grid Users and TSOs to be defined, as described in sections 3.3.1.1 and 3.3.1.2. The TSO shall publish on its website (www.fluxys.com/belgium)⁴ a list of Interconnection Points with an indication of the role of the TSO at that Interconnection Point (Active TSO or Passive TSO). The Grid User having the contractual relationship with the Active TSO shall be the Active Grid User and vice versa.

For double sided Nominations, both Grid Users shall apply the procedure as described in section 3.2.

³ For example: for a Nomination or a Renomination for a delivery or a redelivery of Natural Gas from 12:00 to 12:59, the last Renomination is at 10:00, as illustrated in section ~~3.2.3.2~~. In accordance with the standard Interruption/Constraint Lead-Time (45 minutes before the last Renomination), the TSO must inform the Grid User of any interruption/constraint by no later than 10:45.

⁴ Single sided Nominations will be made available to Grid Users as from 1 November 2015, provided that the necessary Edig@s messages have been published by EASEE-gas, taking into account the necessary implementation time and provided that the Adjacent TSO has developed the resources needed to support single sided Nominations, that both TSOs have agreed upon their respective roles and that the Grid Users concerned have indicated their respective roles.

3.3.1.1. *Active Grid User in single sided Nominations*

The Active Grid User has the task of communicating with the Active TSO for the daily nomination procedures (the Active Grid User nominates on behalf of himself and on behalf of the Passive Grid User).

3.3.1.2. *Passive Grid User in single sided Nominations*

The Passive Grid User shall declare to the Passive TSO, via a *Joint Declaration Notice*, which Active Grid User can nominate on the bundled capacities.

3.4. Single sided nominations on a Trading Platform for ZTP Trading Services

The Grid User's net position on a Trading Platform for ZTP Trading Services shall be nominated by the Trading Platform Operator or its clearing service provider. For Delivery or Redelivery on a Trading Platform for ZTP Trading Services, no nomination is therefore required by the Grid User.

4. Confirmations

The TSO shall maximise the total hourly Confirmed Quantities of all Grid Users in the TDT.

For Interconnection Points and Domestic Exit Points, the Grid Users' Nominated Quantities and the following rules shall be taken into account:

- Capacity rules in accordance with section [4.14.1](#)
- Constraint management rules in accordance with section 4.24.2
- Matching rules in accordance with sections [4.3.14.3.1](#) and [4.3.24.3.2](#)
- Balancing rules in accordance with section [4.44.4](#) and
- Reduction rules in accordance with section 4.5.

For ZTP Trading Services, the Grid Users' Nominated Quantities and the following rules shall be taken into account:

- Matching rules in accordance with section [4.3.34.3.3](#)
- Imbalance Transfer Service provisions for the ZTP Physical Trading Service in accordance with section 3.8 of ACT – Attachment A.

4.1. Capacity rules

4.1.1. Capacity check

The TSO shall perform, for each Grid User, without prejudice to Attachment A, for operational purposes, a first hourly capacity check, to ensure that the hourly Confirmed Quantities of the Grid User in the TDT do not exceed the total $MTSR_{h,IP,g}$ or the total $MTSR_{h,XP,g}$ (minus the respective $IMTSR_{h,IP,g}$ or $IMTSR_{h,XP,g}$) to which the Grid User is entitled.

Without prejudice to Attachment A, in the event that the Grid User reaches the limit of its capacity rights at an Interconnection Point without prejudice to Zeebrugge or End User Domestic Exit Point, the TSO shall:

- make every effort to give timely notice to the Grid User, by sending a notification by fax or email stating the Interconnection Point or the End User Domestic Exit Point at which the Grid User has reached the limit of its capacity rights, the Nominated Quantity and the capacity rights the Grid User is entitled to;
- cap the Grid User's hourly Confirmed Quantities in order not to exceed the capacity rights to which the Grid User is entitled through the confirmation process; and
- if necessary, send a new TDT to notify the Grid Users of the revised hourly Confirmed Quantities at the Interconnection Point(s) in accordance with the confirmation process as described in this section 3.2.3.

Without prejudice to Attachment A, in the event that the Grid User reaches for Zeebrugge its capacity rights at the Interconnection Point, capacity rights at Zeebrugge can be implicitly allocated to such Grid User till the end of the same Gas Day under the Imbalance Transfer Service as long as Firm Transmission Services are available at Zeebrugge, IZT, Zeebrugge LNG Terminal and ZPT in the same direction in accordance with section 3.8.1 - Attachment A. In case there are insufficient Firm Transmission Services available at Zeebrugge, IZT, Zeebrugge LNG Terminal and ZPT in order to cover the requested Net Confirmed Title Transfers for ZTP Physical Trading Services, the TSO shall:

- cap the Grid User's hourly Net Confirmed Title Transfer Quantities for ZTP Physical Trading Services in order not to exceed the capacity rights to which the Grid User is entitled through the confirmation process, and
- if necessary, send a new TDT to notify the Grid Users of the revised hourly Confirmed Quantities at Zeebrugge in accordance with the confirmation process as described in this section 3.2.3.

4.1.2. Interconnection Point interruption

The sequence of interruption of the Interruptible or Backhaul capacity shall be determined firstly by the contractual timestamp (the time of subscription) of the respective Interruptible or Backhaul Transmission Service. Interruptible or Backhaul Transmission Services which were contracted earlier shall be interrupted later. Interruptible or Backhaul capacity with the same contractual timestamp shall be interrupted pro rata.

In case of partial or total interruption of the Interruptible or Backhaul capacity, the TSO shall:

- make every effort to give timely notice – at least before the Applicable Interruption/Constraint Lead-Time – for each hour of the relevant Gas Day

about the reduced availability of the interruptible or backhaul capacity rights at the Interconnection Point by sending a TSO Interruption Notice⁵ [by fax and Edig@s](mailto:Edig@s) to the Grid Users specifying the interruption Start Time, the interruption End Time, the Interconnection Point concerned, the cause(s) of the interruption, the direction and the remaining interruptible or backhaul capacity;

- apply an Interconnection Point interruption by reducing accordingly the Grid Users' interruptible or backhaul capacity at the Interconnection Point concerned;
- if necessary, send a new TDT to notify the Grid Users of the revised hourly Confirmed Quantities at the Interconnection Point(s) in accordance with the confirmation process as described in this section 3.2.3.

Before the interruption End Time, the TSO shall make every effort to issue a revised TSO Interruption Notice in order to amend the interruption End Time and/or the interrupted capacity.

Reasons for interruption may be, but are not limited to: issues related to gas quality, pressure, temperature, flow patterns, use of Firm Transmission Services, maintenance, upstream or downstream reductions, public service obligations and capacity management in connection with congestion management procedures (see Attachment E).

4.1.3. End User Domestic Exit Point interruption

If the TSO expects that the availability of the interruptible capacity at an End User Domestic Exit Point will be reduced, the End User Domestic Exit Point interruption and constraint procedure in accordance with Attachment C.2 shall apply. This End User Domestic Exit Point interruption and constraint procedure shall be provided to the Grid User and End User for each relevant End User Domestic Exit Point at which the Grid User has subscribed capacity services to which this End User Domestic Exit Point interruption and constraint procedure is applicable.

4.2. Constraint Management Rules

Five different types of constraints can be defined:

- Interconnection Point constraint
- Cross Border Delivery Service constraint
- End User Domestic Exit Point constraint
- UK gas quality constraint, and
- Imbalance constraint on the market balancing position.

⁵ ~~By fax, or Email in case the interruption occurs before November 2017, by EDI@s message as from November 2017.~~

4.2.1. Interconnection Point constraint

An Interconnection Point constraint is a planned or unplanned event for a limited period during which some contractual obligations cannot be met, causing the available hourly capacity to be less than the sum of the Grid Users' hourly Confirmed Quantities. This situation shall result in a revision of the hourly Confirmed Quantities at the Interconnection Point to which the constraint applies.

4.2.2. Cross Border Delivery Service constraint

A Cross Border Delivery Service constraint is a planned or unplanned event occurring on the transmission system where the Cross Border Capacity is located and during which some contractual obligations cannot be met for a given limited period, causing the available hourly Cross Border Delivery Service and its associated Entry, Exit and/or OCUC Services to be less than the sum of the Grid Users' hourly Confirmed Quantities. This situation shall result in a revision of the hourly Confirmed Quantities at the Interconnection Point to which the Cross Border Delivery Service constraint applies.

4.2.3. End User Domestic Exit Point constraint

An End User Domestic Exit Point constraint is a planned or unplanned event for a limited period during which the TSO reduces the Grid User's available hourly capacity to below the Grid User's hourly Confirmed Quantities at the End User Domestic Exit Point (in which case the TSO shall also ask the End User concerned to reduce its offtake). This situation shall result in a revision of the hourly Confirmed Quantities at the End User Domestic Exit Point to which the constraint is applied in accordance with Attachment C.2.

4.2.4. UK gas quality constraint

Exits towards IZT and Zeebrugge are subject to compliance with UK gas quality requirements, in particular the Wobbe-index. Fluxys Belgium will use its reasonable endeavours to bring gas exiting IZT and/or Zeebrugge within UK Wobbe specifications, including the possibility to blend nitrogen with the Natural Gas.

In case of Fluxys Belgium is not able to bring gas exiting IZT and/or Zeebrugge within UK Wobbe specifications, a UK gas quality constraint will applied. In such case Fluxys Belgium constrains the Exit gas towards IZT and/or Zeebrugge of Grid Users. This constraint will be proportional to the Natural Gas they injected within the Transmission Grid which was off-specification, with regards to UK Wobbe specifications. As a result the Grid User's hourly Confirmed Quantities will be lower than than the Grid User's nominated quantity.

~~A UK gas quality constraint is an event for a given limited period during which part or all of the Non UK Compliant Exit at IZT and/or Zeebrugge can be interrupted by the TSO, causing the Grid User's available hourly capacity to be less than the Grid User's hourly Confirmed Quantities in accordance with Attachment A.~~

4.2.5. Imbalance constraint on the market balancing position

An imbalance constraint on the market balancing position is a planned or unplanned event for a given limited period during which the Market Balancing Position forecast is reduced to a specific level in order to safeguard the Integrity of the System in the event of a Natural Gas shortage (see Attachment F).

This imbalance constraint on the market balancing position for a given hour shall:

- be divided between the Grid Users with a negative Forecasted Grid User Balancing Position at the same hour in proportion to the hourly Confirmed Quantities at the Interconnection Points in the exit direction (negative Nominations), excluding the Quality Conversion Installation Point, and
- result in a revision of the hourly Confirmed Quantities at different Interconnection Points.

If these quantities do not cover the quantity to be reduced, the remaining part shall be distributed in proportion to the hourly Confirmed Quantities at the Interconnection Points in the outgoing direction of the Grid Users with a positive (or neutral - equal to zero) Forecasted Grid User Balancing Position for this hour.

4.2.6. *Constraint management*

In the event of an Interconnection Point constraint, a Cross Border Delivery Service constraint, a UK gas quality constraint or an Imbalance constraint on the Market Balancing Position, the TSO shall:

- make every effort to give timely notice – at least before the Applicable Interruption/Constraint Lead-Time – to the Grid Users, of the particular constraint by sending a TSO Constraint Notice in accordance with this section 4 by fax or email to the Grid Users specifying the constraint Start Time, the constraint End Time, the Interconnection Point concerned, the direction and the remaining capacity;
- apply a constraint to the Interconnection Point concerned or the Market Balancing Position which limits the total hourly Confirmed Quantities of the affected Grid Users;
- if necessary, send a new TDT to notify the Grid Users of the revised hourly Confirmed Quantities at the Interconnection Point(s) in accordance with the confirmation process as described in this section 4. Before the constraint End Time, the TSO may issue a revised TSO Constraint Notice in order to amend the constraint End Time and/or the remaining capacity.

4.2.7. *Allocation principle in case of a constraint*

In the event of an Interconnection Point constraint, a Cross Border Delivery Service constraint, a UK gas quality constraint or an Imbalance constraint on the Market Balancing Position, the confirmation process described in this section shall maximise

the total hourly Confirmed Quantities of all Grid Users taking into account the applicable constraint(s) and shall distribute the available capacity between the Grid Users ~~being~~ in equivalent situation pro-rata to their ~~requested-use~~ respective subscribed Transmission Services of the point concerned and being in equivalent situation pro-rata of their Balancing Position.

4.3. Matching rules

4.3.1. Matching at an Interconnection Point

4.3.1.1. Matching at an Interconnection Point which is not a Quality Conversion Installation Point

Nominations at an Interconnection Point which is not a Quality Conversion Installation Point shall be subject to a verification procedure. This verification procedure is performed to check whether:

- the internal and external EDIG@S coded Grid Users contained in the notice emanating from the Adjacent TSO at the Interconnection Point and the internal and external EDIG@S coded Grid Users resulting from the Grid User's Nomination at the Interconnection Point are the same, and
- for each Pair of Grid Users the hourly quantities contained in the notice emanating from the Adjacent TSO and the quantities nominated by the Grid User in the Transmission Grid for delivery to and/or for offtake from the Grid User in the Transmission Grid of the Adjacent TSO at the Interconnection Point are equal.

If the same Pair of Grid Users is notified and the quantities are equal, then there is a Match and the Confirmed Quantities shall be the nominated quantities.

If the Pair of Grid Users is the same, but not the quantities, then there is a Mismatch and the Confirmed Quantities shall be the lesser of both nominated quantities.

If the Pair of Grid Users is not the same, then there is a Mismatch. In this case, the Confirmed Quantities shall be zero.

4.3.1.2. Matching at a Quality Conversion Installation Point

The matching procedure in accordance with Attachment C.3 shall apply for Nominations at the Quality Conversion Intallation Point.

4.3.2. Matching at an End User Domestic Exit Point

The Confirmed Quantity shall be equal to the nominated quantity at the End User Domestic Exit point.

4.3.3. Matching for ZTP Trading Services

Nominations for ZTP Trading Services shall be subject to a verification procedure. This verification procedure is performed to check whether:

- the Counterparties identified in the Grid User's SDT, to which the Grid User delivers quantities of Natural Gas or from which the Grid User receives

Natural Gas, are the same as the Counterparties nominating said quantities of Natural Gas for receipt from or delivery to the Grid User;

- the nominated hourly quantities of Natural Gas which the Grid User is to receive or deliver are identical to the nominated hourly quantities of Natural Gas which the relevant Counterparty is to deliver or receive.

There is a Match if the above two conditions are fulfilled. In the event of a Match, the Confirmed Quantities shall be equal to the nominated quantities.

If there is a Mismatch based on the first condition above (i.e. the Pair of Grid Users is not the same), then the Confirmed Quantities shall be zero.

If there is a Mismatch based on the second condition above (i.e. the Pair of Grid Users is the same but the quantities are not), then the Confirmed Quantities shall be the lesser of both nominated quantities.

4.4. Balancing rule on specific services

In case of Nominations on services of the type Wheeling, Zee Platform, OCUC or Direct Line Services, the confirmation process described in section 4 shall respect the balancing rule of combined use for each hour of a specific Entry Service on an Interconnection Point with a specific Exit Service on an Interconnection Point. In case there is no combined use of such specific services a reduction shall take place in accordance with section 4.5.

4.5. Reduction rules at Interconnection Points or End User Domestic Exit Points

The TSO shall apply the "lesser of" rule, which means that if the nominated quantity at an Interconnection Point or an End User Domestic Exit Point is higher than the available capacity restricted by any capacity rule, constraint management rule or matching rule, the Confirmed Quantity shall be the lesser of all quantities except for Zeebrugge for which due to the Imbalance Transfer Service in accordance with section 3.8.2 – Attachment A the Confirmed Quantity can be higher than the nominated quantity.

In order to respect the balancing principle applicable to Wheeling, Zee Platform, OCUC and Direct Line Services as described in section ~~4.4.4~~, and without prejudice to the capacity rule, constraint management rule or matching rule, the TSO shall apply the "lesser of" rule, which means that if the nominated quantity at an Interconnection Point or an End User Domestic Exit Point is higher than the available capacity restricted by any capacity rule, constraint management rule, matching rule or balancing rule, the Confirmed Quantity shall be the lesser of all quantities.

For Wheeling, Zee Platform, OCUC or Direct Line Services, each Grid User can send the TSO its Priority Reduction List for each shipper code per Interconnection Point or End User Domestic Exit Point through its Nominations using Edig@s version 4 or higher.

For a Grid User, insofar as there are several equivalent possible solutions complying with the capacity, constraint management and matching rules as described in this section 4 and which also respect the Balancing Rules, the TSO shall take the Priority

Reduction List into account in order to determine which shipper code(s) or which Interconnection Point(s) or End User Domestic Exit Point(s) must be reduced first.

There are 20 priority levels available (from 1 to 20). The shipper code(s) with a lower priority level shall be reduced before the shipper codes(s) with a higher priority level in order to achieve a balanced position. If several shipper codes have the same priority level, even at different Interconnection Points or End User Domestic Exit Points, this shall result in a proportional reduction of these shipper codes at said Interconnection Point(s) or End User Domestic Exit Point(s). Zeebrugge shall always be the last Interconnection Point to be reduced. If no priority order is communicated on the last Nomination, the Nomination shall be treated by default as a Nomination with a priority level of ten (10).

It is not possible to communicate a priority reduction list by fax or email or through Nominations sent with Edig@s version 1, 2 or 3. The shipper codes on these Nominations shall be treated by default as a Nomination with a priority level of ten (10).

5. Physical delivery/redelivery obligation relating to a physical transaction

When entering into a TSO Physical Transaction, the Grid User shall make physical deliveries/redeliveries that are in compliance with the requirements hereunder.

For a sale of Grid User to TSO, the Grid User shall:

- simultaneously deliver the quantities of gas relating to said transaction at any Interconnection Point in the specific Zone by increasing accordingly its confirmed quantities for delivery in accordance with section 4 at said Interconnection Point, or
- simultaneously and for the quantities of gas relating to said transaction, decrease its confirmed quantities for offtake at any Interconnection Point or End User Domestic Exit Point in the specific Zone in accordance with section 4.

For a purchase of Grid User to TSO, the Grid User shall:

- simultaneously reduce the quantities of gas relating to said transaction at any Interconnection Point in the specific Zone by reducing accordingly its confirmed quantities for delivery in accordance with section 4 at said Interconnection Point, or
- simultaneously and for the quantities of gas relating to said transaction, increase its confirmed quantities for offtake at any Interconnection Point or End User Domestic Exit Point in the specific Zone in accordance with section 4.

If the Grid User is expected to increase or decrease, as the case may be, its entry or exit Nominations, it shall cause its counterparty in the adjacent grid to do so as well in order to achieve the desired increase or decrease of the confirmed entry or exit Nominations.

Upon request by the TSO, the Grid User shall communicate to the TSO, per transaction, the proof of its compliance with the above-mentioned physical delivery/redelivery obligation. The TSO shall have the right to verify whether the Grid User actually meets its physical delivery/redelivery obligation. It is understood that the Grid User does not meet its physical delivery/redelivery obligation if it delivers/redelivers at an Interconnection Point or End User Domestic Exit Point but deliberately offsets (totally or partially) said delivery/redelivery by modifying its delivery/redelivery at (an)other Interconnection Point(s) or End User Domestic Exit Point(s).

Should the Grid User fail to meet its obligation, the TSO shall have the right to:

- charge the Grid User, and the Grid User shall have to pay, any balancing costs incurred by the TSO relating to the specific behaviour of this Grid User,
- suspend the Grid User's right to enter into a TSO Physical Transaction with immediate effect and until further notice.

6. Allocation Procedure

6.1. Gas allocation rules

6.1.1. Allocation at Interconnection Points

The determination of the provisional quantities of Natural Gas delivered redelivered at the Interconnection Points shall be performed on an hourly basis using telemetered quantities.

The determination of the final quantities of Natural Gas delivered or redelivered at the Interconnection Points shall be performed on an hourly basis after the Month using Checked Metered Quantities.

The Checked Metered Quantities shall be determined according to the respective Interconnection Agreement or according to the Metering Procedures as described in Attachment D and applicable between the TSO and the respective Adjacent TSO.

Two different allocation regimes may apply: OBA and proportional.

6.1.1.1. OBA or Operational Balancing Agreement allocation regime

This allocation regime shall be preferred at all Interconnection Points.

The allocation of the hourly quantities of natural gas delivered or redelivered at the Interconnection Points shall be equal to the hourly Confirmed Quantities. The difference between the sum of the hourly Allocated Quantities and the Metered Quantities shall be allocated to a balancing account held between the TSO and its Adjacent TSO or any other party.

The TSO and the Adjacent TSO shall be responsible for the balancing of this account.

6.1.1.2. Proportional allocation regime

If at a given Interconnection Point the OBA limit agreed between the TSO and the respective Adjacent TSO is exceeded, the TSO may apply the proportional regime in accordance with Article 9(3) of European Commission Regulation (EU) 2015/703 of 30 April 2015 (establishing a network code on interoperability and data exchange rules).

Allocation of the hourly quantities of Natural Gas delivered or redelivered or deemed to be delivered or redelivered at the Interconnection Points shall be performed by the TSO, according to the following rules:

- For those hours so notified and for those quantities delivered or redelivered in the opposite direction to the intended physical flow, the allocation of the hourly quantities for the Grid User shall be (deemed) equal to the hourly Confirmed Quantities.
- For those hours so notified and for those quantities delivered or redelivered in the same direction as the intended physical flow, the allocation of the hourly quantities for the Grid User shall be equal to the hourly Metered Quantities plus the quantities delivered or offtaken in the opposite direction to the intended physical flow, multiplied by the ratio of the Grid User's hourly Confirmed Quantities to the sum of the hourly Confirmed Quantity, for all Grid Users, of gas flowing in the same direction as the intended physical flow.

6.1.2. Allocation at the End User Domestic Exit Point

The determination of the provisional quantities of Natural Gas offtaken by the End User at the End User Domestic Exit Point shall be performed by the TSO on an hourly basis using telemetered quantities.

The determination of the final quantities of Natural Gas offtaken by the End User at the End User Domestic Exit Point shall be performed by the TSO on an hourly basis after the Month using Checked Metered Quantities determined according to the Connection Agreement or according to the Metering Procedures as described in Attachment D, as the case may be.

The Domestic Energy Allocation XEA_h and XEA'_h , allocated to the Grid User(s) at the End User Domestic Exit Point, shall be determined according to the Allocation Agreement of that End User Domestic Exit Point. The End User responsible for the concerned End User Domestic Exit Point shall inform the TSO of any modification of the existing Allocation Agreement for such End User Domestic Exit Point for the concerned Grid User(s) as described in the Connection Agreement Article 3.2.3.

If no Allocation Agreement exists for the concerned End User Domestic Exit Point for the concerned Grid User(s), the End User shall inform the TSO of the applicable allocation rule. In case the End User didn't inform the TSO of the applicable allocation rule, TSO shall apply a proportional allocation rule based on the subscribed capacity of the concerned Grid User(s) for the concerned End User Domestic Exit Point.

In case a pooling of capacity is authorized by the Allocation Agreement, two roles can be identified: the Capacity Responsible Grid User (CRGU) and the Priority Allocated Grid User (PAGU), where the last role can have different Grid Users with different ranking. Both CRGU and the PAGU(s) authorize each other to use all the Capacity subscribed on the relevant End User Domestic Exit Point(s). First the aggregated hourly offtakes at the End User Domestic Exit Point are allocated to the PAGU rank 1 with his Confirmed Nominated quantity⁶ as a maximum. When the aggregated hourly offtakes at the End User Domestic Exit Point are higher than the sum of the confirmed nominated quantities of PAGU with rank 1...n-1 for the relevant hour, the remaining aggregated hourly offtakes are allocated to the PAGU with rank n, with again his Confirmed Nominated quantity as a maximum. Finally the aggregated hourly offtakes higher than the sum of the Confirmed Nominated quantity of the PAGU's (rank 1 ... n) for the relevant hour will be allocated to the CRGU. The minimum Allocation for both the CRGU as the PAGU(s) will be 0.

6.1.3. Allocation at the Distribution Domestic Exit Point

6.1.3.1. Calculation of the (provisional) Exit Energy Allocation XEA_h

The creation of a federal clearing House, "Atrias", and the introduction of a new market communication standard (MIG6.0) require changes in the commodity Allocation process done by the DSO. This change also implies a change in the Allocation of provisional Exit Energy Allocation at Distribution Domestic Exit Points. Two phases can be identified:

1. Current system until implementation date, as described in section 6.1.3.1.1;
2. New system starting as from implementation date as described in section 6.1.3.1.2;

The implementation is managed within Atrias and is mainly regarding planning an exogenous data for Fluxys Belgium. Following the final decision and confirmation by Atrias of the implementation date, the shippers will be notified by letter Fluxys Belgium.

6.1.3.1.1. Calculation of the (provisional) Exit Energy Allocation XEA_h until implementation date of MIG6

⁶ Both the PAGU(s) and the CRGU shall send Nominations in respect of a End User Domestic Exit Point and, if applicable, renominations to The TSO, according to the Operating Procedures of the ACT. It is not allowed that at a given hour the sum of the Confirmed Nominated Quantities at an End User Domestic Point exceeds the sum of the Available MTSR of both the CRGU and the PAGU(s) at this End User Domestic Exit Point. In case of such an exceeding the TSO shall have the right to first cap the last received Nomination of the CRGU and subsequently the last received Nomination of the PAGU(s) in decreasing rank order so that the sum of the Confirmed Nominated Quantities at an End User Domestic Point shall not exceed the sum of the available MTSR of both the CRGU and the PAGU(s) at this End User Domestic Exit Point.

The hourly metered quantities of Natural Gas to each ARS (the Provisional Exit Energy Metering $XEM_{h,ARS}$) offtaken at the Distribution Domestic Exit Point shall be allocated hourly by the TSO to the Relevant Grid Users based on:

- the allocation of the hourly metered offtakes of telemetered gas consumers on the DSO grid directly to the Relevant Grid Users;
- the calculation of an Hourly Standard Energy Offtake for each Relevant Grid User at each ARS based on the SLP Curves and based on the Yearly Standard Energy Offtake;

the calculation of a ARS Residu Factor which, applied to the Hourly Standard Energy Offtake, which enables to allocate the total Exit Energy Metering $XEM_{h,ARS}$ in full to telemetered gas consumers and SLP End Users.

a. Allocation of the hourly metered offtakes of telemetered gas consumers on the DSO grid

At each ARS, the offtake of each telemetered gas consumer on the DSO grid shall be allocated to the Relevant Grid User.

Fluxys Belgium shall receive the provisional hourly Telemetered Station Energy Metering $TStEM_h$ from the DSOs for each telemetered gas consumer on the DSO grid. Based on the unique relationship between the telemetered gas consumers on the DSO grid and the Relevant Grid User as identified by the DSO, the provisional hourly Telemetered Exit Energy Metering $TXEM_{h,ARS,g}$ shall be determined, i.e. the sum of $TStEM_h$ of all telemetered gas consumers on the DSO grid of the relevant Grid User at an ARS:

$$TXEM_{h,ARS,g} = \sum_{TSt \in Grid\ User} TStEM_h$$

If the $TStEM_h$ is not available, Fluxys Belgium shall determine a replacement value using the average hourly value of the last 4 similar days.

b. Calculation of an Hourly Standard Energy Offtake for each Grid User at each ARS

To each SLP End User at an ARS, an SLP Type is assigned. Fluxys Belgium receives from the DSOs an aggregation of the SLP End Users per Relevant Grid User at each ARS, in the form of a Yearly Standard Energy Offtake per Year $Q_{y,g,ARS,SLPi}$ [kWh/year] for each SLP Type.

If the Yearly Standard Energy Offtake ($Q_{y,g,ARS,SLPi}$) is not available, Fluxys Belgium shall determine a replacement value using the latest available Yearly Standard Energy Offtake.

The portion of the Yearly Standard Energy Offtake $Q_{y,g,ARS,SLPi}$ that must be allocated per ARS at hour h for each Grid User and for each SLP Type shall be the Hourly Standard Energy Offtake calculated based on the relevant SLP Curve using the following formula:

$$Q_{h,g,ARS,SLPi} = Q_{y,g,ARS,SLPi} \times SLP_{h,i}$$

To take account of the fact that the SLP Curve entails an average daily temperature, actual temperatures shall be used until hour h and forecast temperature for hours after h until the end of the Gas Day for calculating $SLP_{h,i}$.

c. ARS Residu Factor

The portion of the Provisional Exit Energy Metering $XEM_{h,ARS}$ that cannot be allocated to the telemetered gas consumers (at step a of the calculation) shall be allocated in full to the Relevant Grid Users for SLP End Users. To this end, a provisional ARS Residu Factor $GRF_{h,ARS}$ [without unit] shall be defined for each ARS as the factor that must be applied to the Hourly Standard Energy Offtake (outcome of step b of the calculation) of each SLP Type in order to allocate the $XEM_{h,ARS}$ in full.

The $GRF_{h,ARS}$ is obtained by dividing (i) the $XEM_{h,ARS}$ minus the sum of all $TXEM_{h,ARS,g}$ of all Relevant Grid Users at the concerned ARS, and (ii) the sum for all Grid Users and for all SLP Types of the Hourly Standard Energy Offtake:

$$GRF_{h,ARS} = \frac{XEM_{h,ARS} - \sum_{Grid\ Users} TXEM_{h,ARS,g}}{\sum_{Grid\ Users} \sum_{SLPi} Q_{h,g,ARS,SLPi}}$$

d. Exit Energy Allocation

The Provisional Exit Energy Allocation $XEA_{h,g,ARS}$ at hour h per Grid User at a ARS is the sum of the allocation of all relevant telemetered gas consumers on the concerned ARS $TXEM_{h,ARS,g}$ for such Grid User and the allocation of the aggregation of all SLP End Users on the same ARS, which is the product of $GRF_{h,ARS}$ and the sum for all SLP Types of the Hourly Standard Energy Offtake per Grid User:

$$XEA_{h,g,ARS} = TXEM_{h,ARS,g} + \left(\sum_{SLPi} Q_{y,g,ARS,SLPi} \times SLP_{h,SLPi} \right) \times GRF_{h,ARS}$$

6.1.3.1.2. Calculation of the (provisional) Exit Energy Allocation XEA_h as from implementation date of MIG6

The hourly metered quantities of Natural Gas to each ARS (the Provisional Exit Energy Metering $XEM_{h,ARS}$) offtaken at the Distribution Domestic Exit Point shall be allocated hourly by the TSO to the Relevant Grid Users based on:

- the allocation of the hourly metered offtakes of telemetered Final Customers on the DSO grid directly to the Relevant Grid Users ($TXEM_{h,ARS,g}$) at each ARS;
- the sum of the hourly Profile End User Type offtakes of all Relevant Grid Users at each ARS ($RLPO_{h,ARS}$), multiplied by the Hourly Proportion Factor ($HPF_{h,ARS,g}$) per Relevant Grid User at each ARS.

a. Allocation of the hourly metered offtakes of telemetered Final Customer for each Grid User at each ARS

At each ARS, the offtake of each telemetered Final Customer on the DSO grid shall be allocated to the Relevant Grid User.

Fluxys Belgium shall receive the provisional hourly Telemetered Station Energy Metering $TStEM_h$, from the DSOs for each telemetered Final Customer on the DSO grid, as provided in the Standard Connection Agreement Fluxys Belgium/DSOs. Based on the unique relationship between the telemetered Final Customers on the DSO grid and the Relevant Grid User as identified by the DSO, the provisional hourly Telemetered Exit Energy Metering $TXEM_{h,ARS,g}$ shall be determined, i.e. the sum of $TStEM_h$ of all telemetered Final Customers on the DSO grid of the relevant Grid User at an ARS:

$$TXEM_{h,ARS,g} = \sum_{TSt \in Grid\ User} TStEM_h$$

If the $TStEM_h$ is not available, Fluxys Belgium shall determine a replacement value using the average hourly value of the last 4 similar days.

b. Calculation of the Hourly Profile End User Energy Offtakes for each Grid User at each ARS

The $(RLPO_{h,ARS})$ at each ARS is calculated as the difference between the Hourly Provisional Exit Energy Metering ($XEM_{h,ARS}$) and the sum of all Telemetered Exit Energy Metering ($TXEM_{h,ARS,g}$) of all Grid Users:

$$RLPO_{h,ARS} = \left(XEM_{h,ARS} - \sum_{gi} TXEM_{h,ARS,gi} \right)$$

The hourly **Profile End User Energy Offtake** for each Grid User at each ARS for all Profile End User Types ($PEUT = SMR3, RMV, EMV, EAV$) is calculated as the $RLPO_{h,ARS}$ multiplied with the hourly Proportion Factor HPF ($HPF_{h,ARS,g}$) taking into account the portfolio of the Grid User.

The **Hourly Proportion Factor HPF** ($HPF_{h,ARS,g}$) for each Grid User at each ARS is obtained by dividing the Yearly Standard Energy Offtake per Grid User per ARS for all Profiled End User Type ($PEUT$) and the sum of all Yearly Standard Energy Offtake for all Grid Users and for all Profiled End User Types ($PEUT$):

$$HPF_{h,g,ARS} = \frac{\sum_{(PEUT)} Q_{y,g,ARS,i}}{\sum_{Grid\ Users} \sum_{(PEUT)} Q_{y,g,ARS,i}}$$

If the Yearly Standard Energy Offtake ($Q_{y,g,ARS,(PEUT\ i)}$) is not available, Fluxys Belgium shall determine a replacement value using the latest available Yearly Standard Energy Offtake.

c. Exit Energy Allocation

The Provisional Exit Energy Allocation $XEA_{h,g,ARS}$ at hour h per Grid User at an ARS is the sum of the hourly allocation of all relevant telemetered Final Customers on the concerned ARS ($TXEM_{h,ARS,g}$) for such Grid User and the multiplication of the sum of the hourly Profile End User Type ($PEUT$) offtake of all Relevant Grid Users at each ARS ($RLP0_{h,ARS}$) by the Hourly Proportion Factor for such Grid User at concerned ARS ($HPF_{h,ARS,g}$):

$$XEA_{h,g,ARS} = TXEM_{h,ARS,g} + (RLP0_{h,ARS}) \times HPF_{h,ARS,g}$$

6.1.3.2. Calculation of the Final Exit Energy Allocation XEA'_h

The Final Exit Energy Allocation $XEA'_{h,g,ARS}$ at an ARS shall be determined by the DSO as defined in the relevant regional legislations and passed on to Fluxys Belgium.

If the Final Exit Energy Allocation $XEA'_{h,g,ARS}$ calculated by the DSO is not available by M + 30 ~~working days~~ Business Days, Fluxys Belgium shall calculate the Final Exit Energy Allocation using the same calculation method used for the Provisional Exit Energy Allocation $XEA_{h,g,ARS}$ based on the best available data at that time.

If, for an hour h and for an ARS, the sum of the Final Exit Energy Allocation $XEA'_{h,g,ARS}$ of the active Grid Users calculated by the DSOs is not equal to the Final Exit Energy Metering $XEM'_{h,ARS}$, Fluxys Belgium shall calculate said Final Exit Energy Allocation $XEA'_{h,g,ARS}$ using the same calculation method as for the Provisional Exit Energy Allocation $XEA_{h,g,ARS}$ so that the sum of the Final Exit Energy Allocation $XEA'_{h,g,ARS}$ is equal to the Final Exit Energy Metering $XEM'_{h,ARS}$.

6.1.3.3. Smoothing allocation process

The TSO shall also send Imbalance Smoothing Allocations ($XEAis_{h,z,g}$) to Grid Users supplying the Distribution Domestic Exit Points. Said Imbalance Smoothing Allocations are intended to limit the effect of the (predictable) Distribution Domestic Exit Points offtake profile on the Grid User Balancing Position.

The Imbalance Smoothing Allocation has an opposite hourly profile to the forecasted hourly offtake profile of the Distribution Domestic Exit Points and is volume neutral on a daily basis, so the sum of all hourly Imbalance Smoothing Allocations ($XEAis_{h,z,g}$) for Grid User g , for Zone z and for the Day in question is equal to zero.

$$\sum_{\text{all hours of day } d} XEAis_{h,z,g} = 0$$

The Imbalance Smoothing Allocations ($XEAis_{h,z,g}$) for the next Gas Day (23, 24 or 25 quantities) shall be determined by the TSO based on the following steps:

- Determine the Distribution Domestic Exit Points Deep Point ($MBP_{DDEP,DP,d,z}$) for a given gas Day d , for a given Zone z by calculating the largest value for the day of the cumulated hourly difference between "offtaken quantities" and "entry", where
 - "offtaken quantities" are hourly forecasts (based on historical data,

similar days and temperature forecasts) of offtake from the Distribution Domestic Exit Points for SLP (MIG4) or PEUT (MIG6) End Users;

- "entry" consists of hourly values with a flat profile;
 - the sum of the hourly "entry" values and the sum of the hourly values of "offtaken quantities" are equal.
- Determine the Imbalance Smoothing Allocation Factor ($ISF_{m,z}$) using the ratio between the Distribution Domestic Exit Points Deep Point ($MBP_{DDEP,DP,d,z}$) and the monthly Imbalance Smoothing Allocation ($IS_{m,z}$).

$$ISF_{m,z} = \frac{IS_{m,z}}{MBP_{DDEP,DP,d,z}}$$

The monthly Imbalance Smoothing Allocation ($IS_{m,z}$), expressed in GWh, is shown in the following table:

	Jan	Feb	Mar	Apr	May	Jun	Jul	Aug	Sep	Oct	Nov	Dec
H Zone	11	11	11	8	4	4	3	3	4	8	11	11
L Zone	6	6	6	6	4	4	3	3	4	6	6	6

- Determine the hourly Distribution Domestic Exit Points Imbalance of each Grid User ($I_{DDEP,h,z,g}$) by calculating the sum of the forecasted hourly offtake from the Distribution Domestic Exit Points of SLP (MIG4) or PEUT (MIG6) End Users per Zone z per Grid User g with a flat day-neutral entry profile.
- The hourly Imbalance Smoothing Allocation ($XEAis_{h,z,g}$) is then calculated by multiplying the Imbalance Smoothing Allocation Factor ($ISF_{m,z}$) and the hourly Distribution Domestic Exit Points Imbalance of each Grid User ($I_{DDEP,h,z,g}$).

$$XEAis_{h,z,g} = ISF_{m,z} \times I_{DDEP,h,z,g}$$

For the sake of clarity, the provisional total Exit Energy Allocation for hour h for Zone z and for Grid User g is equal to the sum of all provisional Exit Energy Allocations ($XEA_{h,z,g}$) of Grid User g for Zone z , plus the Imbalance Smoothing Allocation ($XEAis_{h,z,g}$) of Grid User g for hour h for Zone z . So that, for Grid Users supplying to Distribution Domestic Exit Points, the formula for calculating the Grid User Balancing Position ($GBP^*_{h,z,g}$), as provided for in Attachment A, shall be interpreted as including the Imbalance Smoothing Allocations of the Grid User ($XEAis_{h,z,g}$).

If the Distribution Domestic Exit Points Deep Point ($MBP_{DDEP,DP,d,z}$) exceeds the monthly maximum Imbalance Smoothing parameter ($IS_{m,z}$), the forecasted Distribution Domestic Exit Points offtake profile will not be fully smoothed by the Imbalance Smoothing Allocations ($XEAis_{h,z,g}$). The remaining imbalance will be visible in the Grid User Balancing Position ($GBP^*_{h,z,g}$), and the Grid User shall be responsible for the correct balancing of its portfolio.

The Imbalance Smoothing Allocations shall be communicated to the Grid Users concerned as set out in 6.2.

The final Imbalance Smoothing Allocations ($XEA'is_{h,z,g}$) are equal to the provisional Imbalance Smoothing Allocations ($XEAis_{h,z,g}$).

6.1.4. Allocation for ZTP Trading Services

For ZTP Trading Services, the final Allocation shall take place every hour, using Confirmed Quantities as indicated in the TDT (in accordance with section 4.4.5), with the Allocated Quantities being equal to the Confirmed Quantities.

As constraint information is not always available before or when such constraint occurs on the ZTP Physical Trading Services during the Gas Day, the final Allocations may be revised when new information becomes available, but not later than the tenth (10th) day of the following month.

6.2. Reporting

6.2.1. Process

The allocation shall be performed on an hourly basis. The daily quantities shall be obtained by adding up the hourly quantities of all individual hours for that particular Day. The monthly quantities shall be obtained by adding up the daily quantities of all the individual Days for that particular Month.

6.2.2. Hourly reporting⁷

6.2.2.1. Grid User's provisional Hourly Allocation Form

This form gives, for hour h, the provisional hourly allocations for Interconnection Points, End User Domestic Exit Points, Distribution Domestic Exit Points (allocated to the Grid User) and for ZTP Trading Services.

In normal circumstances the TSO shall send the messages⁸ within the first half hour following the allocated hour.

6.2.2.2. Grid User's Imbalance Smoothing Allocation Form

This form gives, for each hour of the Gas Day, the hourly allocated quantities as Imbalance Smoothing Allocation for the Grid User.

In normal circumstances the TSO shall send the message⁹ on Gas Day d-1 for Gas Day d within the first half hour after 11:00.

6.2.2.3. Grid User' Balancing Position Form

This form gives per Zone, for each hour of the Gas Day, the provisional (for the hour(s) in the past) and the forecasted (for the hour(s) in the future) values.

⁷ In the event that miscalculations are discovered in the hourly reporting, the TSO may decide to revise the message containing the reporting. Each Grid User will then receive a revised message. The corrected data will also be available on the Electronic Data Platform.

⁸ The Edig@s notice type of the BALL will be "ALOCAT".

⁹ The Edig@s notice type of the BALL will be "ALOCAT".

- Grid User's Balancing Position before settlement
- Online within-day Grid User Excess or Shortfall Settlement
- Online end of day Grid User Excess or Shortfall Settlement
- Market Balancing Position before settlement
- Online within-day Market Excess or Shortfall Settlement
- Online end of day Market Excess or Shortfall Settlement
- Upper and lower Market Zone limits.

This forecasted information is based among other on the status at one moment in time of the Nominations sent by the Grid Users to the TSO and is updated at least on an hourly basis. However, the forecasted information is for information purposes only and the TSO offers no guarantee that said information is complete, accurate, reliable or up-to-date.

In normal circumstances the TSO shall communicate to each Grid User its Grid User's Balancing Position Form on Gas Day d-1 for Gas Day d within the first half hour after 15:00. Every hour after 15:30 the TSO shall send an updated version of this Grid User's Balancing Position Form on Gas Day d-1 for Gas Day d. Within the same Gas Day d, the TSO shall in normal circumstances send the messages¹⁰ within the first half hour following the allocated hour.

6.2.3. *Monthly Final Allocations*

The monthly figures shall be obtained by adding up all of the individual final hourly Allocated Quantities of all of the individual Gas Days for that particular Month.

6.2.3.1. *Monthly allocation overview for Interconnection Points (MIPA¹¹ report)*

Two monthly Allocation overviews shall be made available to Grid Users not later than the tenth (10th) ~~Working Day~~ Business Days of the following month. Both contain daily information for the Interconnection Points on which the Grid User is active.

The one overview provides aggregated data from all Grid Users combined and contains the following information for each Interconnection Point:

- The aggregated data of the Daily Confirmed Quantities of all Grid Users combined
- The aggregated data of the Final daily Allocated Quantities of all Grid Users combined
- Daily Checked Metered Quantities with the daily average metered GCV.

¹⁰ The Edig@s notice type of the IMB will be "IMBNOT".

¹¹ MIPA = Monthly IP Account Statement Report

The other overview provides individual data for the Grid User concerns and contains the following information for each Pair of Grid Users:

- The individual data of the Daily Confirmed Quantities of the concerned Grid User
- The individual data of the Daily final Allocated Quantities of the concerned Grid User

Exceptionally and at the Grid User's request, the TSO may also supply these two overviews on an hourly basis.

6.2.3.2. *Monthly allocation overview for Domestic Exit Points*

Monthly Provisional Allocations for one or more Domestic Exit Points shall be available by the twentieth (20th) ~~Working Day~~[Business Days](#) of the following month.

Monthly Final Allocations for one or more Domestic Exit Points shall be made available later on the Electronic Data Platform¹², following completion of the metering validation process and in conjunction with the invoicing process.

6.2.3.3. *Monthly allocation overview for ZTP Trading Services*

An overview of the Allocated Quantities per day for ZTP Trading Services shall be made available to the Grid User not later than the tenth (10th) ~~Working Day~~[Business Days](#) of the following month. This overview includes a number of tables containing the following information:

- Grid User identity
- Gas Day
- Counterparty
- Specific ZTP Trading Service
- Confirmed Quantities of Deliveries or Redeliveries

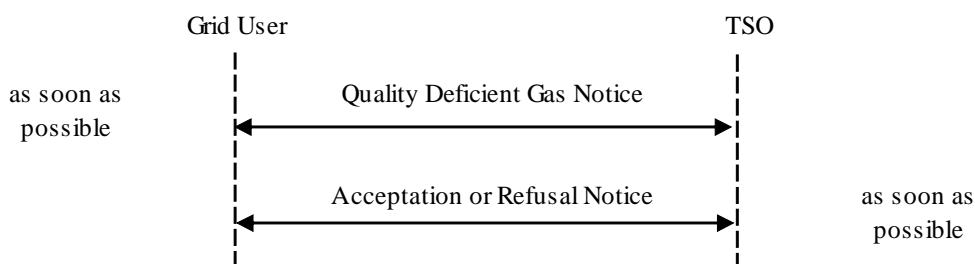
Exceptionally and at the Grid User's request, the TSO may also supply this overview on an hourly basis.

7. Gas quality

When the Grid User or the TSO is informed that quality deficient gas is being or is going to be made available on a given Gas Day at any Interconnection Point or Domestic Exit Point, it must inform the other party, and the End User in the case of a Domestic Exit Point, of this information.

¹² In the "Allocation Details" section of the Electronic Data Platform.

Notification of Quality Deficient Gas



The Grid User or the TSO shall as soon as possible notify the other party, as well as the End User in the case of a Domestic Exit Point, by sending a Quality Deficient Gas Notice by fax or email ~~in accordance with Attachment C.1 Annex 3~~ using the appropriate Form as published on the Fluxys Belgium website. This document shall contain the following information:

- Grid User and TSO Name
- Interconnection Point or Domestic Exit Point
- Estimated Start Time of the (re)delivery of the quality deficient gas at the Interconnection Point or the Domestic Exit Point
- Estimated End Time of the (re)delivery of the quality deficient gas at the Interconnection Point or the Domestic Exit Point
- Estimated quantity of quality deficient gas (in kWh), and
- Expected gas composition.

All relevant additional information regarding the (re)delivery period or the gas composition shall be added on the document.

The notice shall be revised at any time prior to or during the Gas Day to which it applies, if the characteristics of the quality deficient gas and/or the duration are expected to change from the previous notice.

The Grid User or the TSO who receives a Quality Deficient Gas Notice shall inform the other party by fax or email whether or not it accepts the delivery of quality deficient gas as mentioned in the notice. It should also mention the accepted quantity of gas (kWh). If it refuses the (re)delivery of any Natural Gas at all then the accepted quantity should state zero (0). If the TSO does not accept the entire quantity for delivery of quality deficient gas as mentioned in the notice, the TSO shall apply the relevant constraint management rules in accordance with section If no acceptance/refusal message is received between the sending of a Quality Deficient Gas Notice and the start of the (re)delivery of this quality deficient gas at the relevant Interconnection Point or Domestic Exit Point, the (re)delivery shall be considered as accepted by all parties.

If quality deficient gas is delivered at any Interconnection Point or Domestic Exit Point without prior notice of this event the Grid User and TSO shall contact each other

by telephone followed immediately after by a Quality Deficient Gas Notice (as described above).

8. Maintenance procedures

8.1. Long Term Planned Works

In September of each year, the TSO shall inform Grid Users that have subscribed Services for the following calendar year concerning:

- the Long Term Planned Works and associated constraints during said works, and
- the timing and duration of said Long Term Planned Works.

At the Grid User's request, a discussion may be held with the TSO. Following such discussions, the TSO shall decide on the period and duration of the Long Term Planned Works and shall make every effort to provide the Grid User, no later than 15 December of the calendar year preceding the Long Term Planned Works, with the programme of aforementioned works to be carried out on the Transmission System during the next calendar year.

Said programme shall be established to coordinate and synchronise the anticipated maintenance, repair and replacement works to be performed on the Transmission System so as to minimise any disruptions in the ability of the Grid Users to use their subscribed Services.

Any interruption in the subscribed Transmission Services for maintenance, repair or replacement works shall be allocated between the Grid Users on a fair and equitable basis, and to the extent possible pro rata their respective subscribed Transmission Services, in accordance with this Attachment C1 of the Access Code for Transmission. The TSO shall make every effort to respect the Grid Users' subscribed Transmission Services during such maintenance, repair and replacement works insofar as possible from an operational and technical point of view. The TSO shall inform the Grid Users as soon as possible about the resumption of the subscribed Transmission Services.

8.2. Short Term Planned Works

Without prejudice to section 8.1, the TSO may perform maintenance, repair or replacement works which are required to be promptly performed in order to maintain the safety and integrity of the Transmission System ("Short Term Planned Works"). The TSO shall notify the schedule and the estimated duration of such Short Term Planned Works and the extent of the interruption of the $MTSR_f$ and/or $MTSR_b$, as soon as possible to Grid Users having $MTSR_f$ and/or $MTSR_b$, but not later than ten (10) ~~Working Business~~ Days before such Short Term Planned Works are due to be carried out.

The date(s) of such Short Term Planned Works shall be binding upon the TSO once confirmed after the above notification. Any interruption in the subscribed Transmission Services shall be fairly and equitably allocated to the Grid Users and to the extent possible pro rata their respective subscribed Transmission Services, in

accordance with this Attachment C. The TSO acting as a Reasonable and Prudent Operator shall use all reasonable efforts to limit the interruption of the $MTSR_f$ and/or $MTSR_b$ for Short Term Planned Works to the extent which is necessary in order to have the cause thereof remedied. The TSO shall inform the Grid Users as soon as possible about the resumption of the subscribed Transmission Services.

8.3. Emergency

In accordance with Attachment F, in case of Emergency the TSO shall have the right at any time and without prejudice to sections 8.1 and 8.2 of this Attachment, to interrupt all or part of the $MTSR_f$ and/or $MTSR_b$ immediately in order to safeguard the safety and integrity of the Transmission System and to perform the necessary repairs and/or replacement works.

8.4. Reduced Service Days

The Reduced Service Days shall not, in aggregate, be more than fourteen (14) Days per year.

In the event that a Contract Period is less than a year, the number of Reduced Service Days for the Contract Period in question shall not, in aggregate, be more than fourteen (14) Days pro rata the number of Days in the Contract Period in relation to the number of Days in the Year.

The number of Reduced Service Days shall be calculated on a full Day equivalent basis meaning, by way of example, that:

- (i) if the $MTSR_f$ and/or $MTSR_b$ are completely interrupted for six (6) hours, it shall be accounted for as 0.25 of a Day, and
- (ii) if fifty (50) % of the $MTSR_f$ and/or $MTSR_b$ is interrupted for four (4) complete Days, it shall be accounted for as two (2) Days.

8.5. Adjustment of the Monthly Capacity Fee

During any Long Term or Short Term Planned Works, the Monthly Capacity Fee for the $MTSR_f$ and/or $MTSR_b$, as described in Attachment A, shall remain due provided the number of Days during which the $MTSR_f$ and/or $MTSR_b$ are interrupted does not exceed the maximum number of Reduced Service Days, as described in 8.4.

In the event that the TSO exceeds the maximum number of Reduced Service Days, the Monthly Capacity Fee for the $MTSR_f$ and/or $MTSR_b$ shall be reduced pro rata the interrupted $MTSR_f$ and/or $MTSR_b$ for the portion that exceeds the number of Reduced Service Days.

| The above sections ~~8.18.1~~ to ~~8.58.5~~ are not applicable to interruptible capacity ($MTSR_i$) which, without prejudice to section 4.1 of this attachment, the TSO may interrupt in whole or in part at any time, unconditionally and without any obligation to justify and/or to account for said interruption.

| For the sake of clarity, sections 8.4 and ~~8.58.5~~ are not applicable to any $MTSR_{f,zpf}$ and/or $MTSR_{b,zpf}$.

8.6. Maintenance on Cross Border Capacity

Without prejudice to sections 8.1 to 8.3 above, the Adjacent TSO which operates the Cross Border Capacity shall have the right to perform maintenance, repair or replacement works which are required to be performed in order to maintain the safety and integrity of its transmission system. In the event such maintenance impacts the Cross Border Capacity, the TSO may interrupt the MTSRf,cbds. For the sake of clarity, sections 8.4 and 8.5 are not applicable to any MTSRf,cbds.

It is understood that the TSO and the Adjacent TSO which operates the Cross Border Capacity shall make reasonable efforts to coordinate their maintenance planning in order to limit the impact on the MTSRf,cbds.

9. Exchanged data

Metering data shall be made available on a reasonable endeavour basis at both Interconnection Points and Domestic Exit Points through the Electronic Data Platform.

10. Contact details

Both parties (the Grid User and TSO) shall use the contact details sheet as appended in Attachment 1 of the Standard Transmission Agreement in order to inform each other of their contact details.



TSO's Constraints Notice

To		Copy to	Fluxys commercial
Fax	All Grid Users	Fax	0032 (0)2 282 02 50
From	Fluxys Belgium		
Tel	0032 (0)2 282 7007	N° of pages	1
Fax	0032 (0)2 282 7006	Date / time	11/09/2017
Subject	TSO's Constraints Notice		

Dear Madam,

Dear Sir,



Fluxys requests to reduce capacity as follows :

Start execution : (CET)

End execution (hour included): (CET)

Affected point : :

Direction :

An updated TSO's Daily Confirmation Notice (TDT - NOMRES message) will be sent by edig@s if the hourly confirmed quantities have changed.

Fluxys will issue a revised TSO's Constraints Notice if the expected duration or quantity is expected to change.

Remarks:

Dispatching

Gas Flow Operations

□

Annex C1.1 TSO Constraint Notice

Fax



To	[Gnd User's Name] Gas Operations	Your reference	
Fax	[Gnd User's Fax ph]	Our reference	
Copies		Internal copy	Commercial Department
From	Dispatching Fluxys Gas Flow, Metering & Cathodic Protection	N° of pages	1
		Date	
Subject	TSO's Constraint Notice		

Dear Sir, Dear Madam,

Fluxys requests to constraint capacity on the following Interconnection Point(s) / End User Domestic Exit Point(s) / Market Balancing Position:

Constraint Start Date / Time	Constraint End Date / Time	Interconnection Point / End User Domestic Exit Point / Market Balancing Position	Direction (positive /negative)	Remaining Capacity [kWh/h]

An updated TSO's Daily Confirmation Notice (TDT) will be sent by Edig@fluxys.com if the hourly Confirmed Quantities have changed.

Fluxys will issue a revised TSO's Constraint Notice if the expected duration or quantity is expected to change.

Gas Flow, Metering & Cathodic Protection
Phone +32 (0)2 282 70 07
Fax +32 (0)2 282 70 06
dispatching@fluxys.com

Remarks

Kind regards,

Fluxys SA
Avenue des Arts 31
B-1040 Brussels
Phone +32 (0)2 282 72 11
Fax +32 (0)2 230 02 39
info@fluxys.com
www.fluxys.com
Accreditation number 16772
VAT BE 0402 954 628
RPR Brussels

[Signature 1] [Signature 2]
[Function 1] [Function 2]

Annex C1.2 – TSO Interruption Notice¹³

Fax



To	[Grid User's Name] Gas Operations	Your reference	
Fax	[Grid User's Fax nbr]	Our reference	
Copy to		Internal copy	Commercial Department
From	Dispatching Fluxys Gas Flow, Metering & Cathodic Protection	N° of pages	1
		Date	
Subject	TSO's Interruption Notice		

Dear Sir, Dear Madam,

Fluxys requests to interrupt capacity as follows:

Interruption Start Date / Time	Interruption End Date / Time	Interconnection Point or End User Domestic Exit Point	Direction (positive /negative)	Remaining interruptible or backhaul capacity [kWh/h]

An updated TSO's Daily Confirmation Notice (TDT) will be sent by Edig@s if the hourly Confirmed Quantities have changed.

Fluxys will issue a revised TSO's Interruption Notice if the expected duration or quantity change.

Gas Flow, Metering & Cathodic Protection
Phone +32 (0)2 282 70 07
Fax +32 (0)2 282 70 06
dispatching@fluxys.com

Remarks

Kind regards,

Fluxys SA
Avenue des Arts 31
B-1040 Brussels
Phone +32 (0)2 282 72 11
Fax +32 (0)2 230 02 39
info@fluxys.com
www.fluxys.com
Accreditation number 16772
VAT BE 0402 954 628
RPR Brussels

[Signature 1]	[Signature 2]
[Function 1]	[Function 2]

¹³ TSO Interruption Notice will be communicated by EDIG@s message as from November 2017

Annex C1.3 – Quality Deficient Gas Notice

Fax



To	[Grid User's Name] Gas Operations	Your reference	
Fax	[Grid User's Fax nbg]	Our reference	
Copy to	[End User's Name] [End User's Fax nbg]	Internal copy	Commercial Department
From	Dispatching Fluxys Gas Flow, Metering & Cathodic Protection	N° of pages	1
		Date	
Subject	Quality Deficient Gas Notice		

Dear Sir, Dear Madam,

Please be advised that the gas delivered at **[Interconnection Point or Domestic Exit Point]** does not meet the operating conditions and quality requirements as defined in the Access Code Transmission.

Estimated Start Date / Time of (re-)delivery: **01/01/2011 – 18h00 LT**
 Estimated End Date / Time of (re-)delivery: **01/01/2011 – 18h30 LT**
 Estimated Quantity: **5.000 kWh/h**

Expected deficient gas composition characteristic(s):

Announced max GCV: 11.9 kWh/h
Wobbe Index: 35.0 kWh/h

Could you please inform us by fax which quantity of the Gas Quality Deficient Gas as mentioned here above you accept for (re-)delivery at the mentioned Interconnection Point or Domestic Exit Point.

If you refuse the (re-)delivery of the whole quantity then the accepted quantity should state 0 kWh/h.

Shouldn't we receive any answer to this notice before the start time of (re-)delivery of Quality Deficient Gas then the (re-)delivery will be considered as accepted by all parties.

We will keep you informed of any progress.

Gas Flow, Metering &
Cathodic Protection
Phone +32 (0)2 282 70 07
Fax +32 (0)2 282 70 06
dispatching@fluxys.com

Fluxys SA
Avenue des Arts 31
B-1040 Brussels
Phone +32 (0)2 282 72 11
Fax +32 (0)2 230 02 39
info@fluxys.com
www.fluxys.com
Accreditation number 16772
VAT BE 0402 954 628
RPR Brussels

Remarks



ACCESS CODE FOR TRANSMISSION

Attachment C.2:

Operating rules for interruption and constraint of End User Domestic Exit Points

Table of Contents

<u>TABLE OF CONTENTS</u>	<u>2</u>
<u>1. INTERRUPTION PROCEDURE.....</u>	<u>3</u>
<u>2. CONSTRAINT PROCEDURE.....</u>	<u>3</u>
<u>3. FAILURE OF INTERRUPTION OR CONSTRAINT PROCEDURE</u>	<u>4</u>
<u>4. TESTING OF INTERRUPTION AND/OR CONSTRAINT CAPABILITY.....</u>	<u>4</u>
TABLE OF CONTENTS.....	2
1. INTERRUPTION PROCEDURE.....	3
2. CONSTRAINT PROCEDURE.....	3
3. FAILURE OF INTERRUPTION OR CONSTRAINT PROCEDURE	4
4. TESTING OF INTERRUPTION AND/OR CONSTRAINT CAPABILITY.....	4
5. APPENDIX C.2.1 – TSO CONSTRAINT NOTICE	5
6. APPENDIX C.2.2 – TSO INTERRUPTION NOTICE.....	6

1. Interruption procedure

An Interruption on an End User Domestic Exit Point is an (un)planned event for a certain limited period during which the TSO shall interrupt the interruptible capacity on the End User Domestic Exit Point and that causes the Grid User's available hourly interruptible capacity on the End User Domestic Exit Point to be less than the subscribed interruptible capacity on the End User Domestic Exit Point and can result in a revision of the hourly Confirmed Quantities.

In case of an End User Domestic Exit Point Interruption, the TSO shall:

- Use its reasonable endeavours to give timely notice of the End User Domestic Exit Point Interruption - at least before the Applicable Interruption/Constraint Leadtime - by sending a "TSO's Interruption Notice" ~~by fax~~ via Edig@s to the Grid User(s) and the End User specifying the Interruption Start Period, the Interruption End Period, the concerned End User Domestic Exit Point, the direction and the remaining interruptible capacity,
- Apply an interruption on the related End User Domestic Exit Point that limits the total hourly interruptible capacity of the affected Grid Users,

Send a new TDT to notify the Grid Users of the revised hourly Confirmed Quantities at the End User Domestic Exit in accordance with the confirmation process as described in article 4 of Attachment C.1, if necessary.

Before the Interruption End Time, the TSO may issue a revised "TSO's Interruption Notice" in order to modify the Interruption End Time and/or the remaining interruptible capacity.

2. Constraint procedure

For the following procedure the information exchange between the TSO, the Grid User and the End User occurs by fax or email. In order to facilitate the communication process, the telephone may also be used between the concerned parties, but a fax will always be sent for confirmation.

A Constraint on an End User Domestic Exit Point is an (un)planned event for a certain limited period during which the TSO requests - for instance in case of Maintenance or Emergency - the End User to reduce its offtake and that causes a reduction of the Grid User's available hourly capacity on the End User Domestic Exit Point and can result in a revision of the hourly Confirmed Quantities.

In case of an End User Domestic Exit Point Constraint, the TSO shall:

- Use its reasonable endeavours to give timely notice of the End User Domestic Exit Point Constraint - at least before the Applicable Interruption/Constraint Leadtime - by sending a "TSO's Constraint Notice" by fax to the Grid User(s) and End User using the appropriate Form as published on the Fluxys Belgium

[website](#) specifying the Constraint Start Period, the Constraint End Period, the concerned End User Domestic Exit Point, the direction and the remaining capacity,

- Will apply a constraint on the related End User Domestic Exit Point that limits the total hourly capacity of the affected Grid Users,
- Send a new TDT to notify the Grid Users of the revised hourly Confirmed Quantities at the End User Domestic Exit in accordance with the confirmation process as described in this article 4 of Attachment C.1, if necessary.
- Before the Constraint End Time, the TSO may issue a revised “TSO’s Constraint Notice” in order to modify the Constraint End Time and/or the remaining capacity.

3. Failure of Interruption or Constraint Procedure

The TSO verifies whether the End User has reduced its offtake as requested by the:

- “TSO’s Interruption Notice”, or
- “TSO’s Constraint Notice”

In case the End User didn’t reduce its offtake as requested, the TSO shall have the right to request the End User to immediately reduce its off take, as described in the Connection Agreement, pursuing the priority defined by the Competent Authority (or its enactment into Belgian law, as the case may be). The End User shall use its best efforts to respond to this request.

In the event that the End User does not respond to such request of the TSO to immediately reduce the required quantity of off take, the TSO has the right to physically reduce he required amount necessary under the emergency conditions.

4. Testing of interruption and/or constraint capability

The TSO, the Grid User and the End User may test the interruption procedure and the constraint procedure however without proceeding to the effective gas interruption. In case the test shows that one of the parties is not capable of applying the procedure of Article 1 or 2 , either of the parties can request more frequent tests, up to five (5) per year. In case of failure after such a test, a process of evaluation and negotiation will be set up.

In case of testing of interruption and/or constraint capability, the same procedure shall be applied as described in Article 1 and 2, but the documents exchanged will state explicitly that the interruption or constraint is requested for testing.

5. Appendix C.2.1 TSO Constraint Notice

Fax



To	[Gnd User's Name] Gas Operations	Your reference	
Fax	[Gnd User's Fax no.]	Our reference	
Copy to		Internal copy	Commercial Department
From	Dispatching Fluxys Gas Flow, Metering & Cathodic Protection	N° of pages	1
		Date	
Subject	TSO's Constraint Notice		

Dear Sir, Dear Madam,

Fluxys requests to constraint capacity on the following End User Domestic Exit Point(s)

Constraint Start Date / Time	Constraint End Date / Time	Interconnection Point / End User Domestic Exit Point / Market Balancing Position	Direction (positive /negative)	Remaining Capacity [kWh/h]

An updated TSO's Daily Confirmation Notice (TDT) will be sent by Edig@fluxys.com if the hourly Confirmed Quantities have changed.

Fluxys will issue a revised TSO's Constraint Notice if the expected duration or quantity is expected to change.

Gas Flow, Metering &
Cathodic Protection
Phone +32 (0)2 282 70 07
Fax +32 (0)2 282 70 06
dispatching@fluxys.com

Remarks

Kind regards,

Fluxys SA
Avenue des Arts 31
B-1060 Brussels
Phone +32 (0)2 282 72 11
Fax +32 (0)2 230 02 39
info@fluxys.com
www.fluxys.com
Accreditation number 16772
VAT BE 0402 954 628
RPR Brussels

[Signature 1] [Signature 2]
[Function 1] [Function 2]

6. Appendix C.2.2 TSO Interruption Notice

Fax



To	[Grid User's Name] Gas Operations	Your reference	
Fax	[Grid User's Fax n°]	Our reference	
Copy to		Internal copy	Commercial Department
From	Dispatching Fluxys Gas Flow, Metering & Cathodic Protection	N° of pages	1
		Date	
Subject	TSO's Interruption Notice		

Dear Sir, Dear Madam,

Fluxys requests to interrupt capacity as follows:

Interruption Start Date / Time	Interruption End Date / Time	End User Domestic Exit Point	Direction (positive /negative)	Remaining interruptible or backhaul capacity [kWh/h]

An updated TSO's Daily Confirmation Notice (TDT) will be sent by Edig@fluxys.com if the hourly Confirmed Quantities have changed.

Fluxys will issue a revised TSO's Interruption Notice if the expected duration or quantity change.

Gas Flow, Metering &
Cathodic Protection
Phone +32 (0)2 282 70 07
Fax +32 (0)2 282 70 06
dispatching@fluxys.com

Remarks

Kind regards,

Fluxys SA
Avenue des Arts 31
B-1040 Brussels
Phone +32 (0)2 282 72 11
Fax +32 (0)2 230 02 39
info@fluxys.com
www.fluxys.com
Accreditation number 16772
VAT BE 0402 956 628
RPR Brussels

[Signature 1] [Signature 2]
[Function 1] [Function 2]



ACCESS CODE FOR TRANSMISSION

Attachment C.3:

Operating Procedures for Quality Conversion Services

Table of Contents

1. DEFINITIONS	333
2. SUBJECT	444
3. GENERAL PROVISIONS	555
3.1. GENERAL	555
3.2. TOPOLOGY AND QUALITY CONVERSION SERVICES.....	555
4. TEMPERATURE REFERENCE	555
4.1. DAILY FORECASTED EQUIVALENT TEMPERATURE.....	555
5. QUALITY CONVERSION H→L.....	666
5.1. SUBSCRIBED AND REAL QUALITY CONVERSION CAPACITY.....	666
5.1.1. Maintenance Factor (MF)	666
5.1.2. Real Quality Conversion Capacity for Base Load	666
5.1.3. Real Quality Conversion Capacity for Seasonal Load and the Seasonal Factor	666
5.1.4. Real Quality Conversion Capacity for Peak Load, the Demand Factor and the Interruption Factor.....	777
5.1.5. Calculation of the Real Quality Conversion Capacity	888
5.1.6. Publication of Real capacity and correction factors.....	888
5.2. TESTS.....	888
6. QUALITY CONVERSION L→H.....	999
7. NOMINATIONS AND CONFIRMATIONS.....	999
7.1. PROCESS AND MESSAGES	999
7.1.1. SDT, TDT, Applicable Re-nomination Lead-Time and Applicable Interruption/Constraint Lead-Time	999
7.1.2. Daily nomination procedures	999
7.1.3. Day-ahead Nomination on Gas Day d-1 at 17:00 hours	101010
7.1.4. Within-Day Re-nomination cycle	111111
7.2. CONFIRMATIONS.....	111111
7.2.1. Capacity check	111111
7.2.2. Quality Conversion Interruption	111111
7.2.3. Quality Conversion Constraint.....	121212
7.2.4. Reduction Rule.....	121212
8. ALLOCATIONS	131313
8.1. ALLOCATION PROCESS.....	131313
8.2. REPORTING	131313
9. EXCHANGED DATA	131313

1. Definitions

Unless the context requires otherwise, the definitions set out in the Attachment 3 of the STA apply to this Attachment C.3. Capitalized words and expressions used in this Attachment C.3 which are not defined in the Attachment 3 of the STA shall have the following meaning:

<i>Day-Ahead</i>	Before 17:00h on Gasday <i>d-1</i> , as described in section 7.1.2.
<i>DF</i>	Demand Factor – factor that varies between 0 and 100% - [0%...100%] - and that depends on the level of Natural Gas offtake in the region of Antwerp, as provided for in section 5.1.4.
<i>IF</i>	Interruption Factor – factor that varies between 0 and 100% - [0%...100%] - which indicates the availability of the Subscribed Interruptible Quality Conversion Capacity, as provided for in section 5.1.4.
<i>MF</i>	Maintenance Factor – factor that varies between 0 and 100% - [0%...100%] - which indicates the influence of maintenance on the Real Quality Conversion Capacity, as provided for in section 5.1.1.
<i>RCC_{bl,g}</i>	Real Quality Conversion Capacity for Base Load – the total capacity available for Base Load Quality Conversion Services H→L per Grid User <i>g</i> , expressed in kWh/h, as provided for in section 5.1.2.
<i>RCC_{pl,g}</i>	Real Quality Conversion Capacity for Peak Load – the total capacity available for Peak Load Quality Conversion Services H→L per Grid User <i>g</i> , expressed in kWh/h, as provided for in section 5.1.4.
<i>RCC_{sl,g}</i>	Real Quality Conversion Capacity for Seasonal Load – the total capacity available for Seasonal Load Quality Conversion Services H→L per Grid User <i>g</i> , expressed in kWh/h, as provided for in section 5.1.3.
<i>RCC_g</i>	Real Quality Conversion Capacity – the total capacity available for Quality Conversion Services H→L per Grid User <i>g</i> , expressed in kWh/h, as provided for in section 5.1.5.
<i>SF</i>	Seasonal Factor – factor that varies between 0 and 100% - [0%...100%] - and that depends on the time of year, as provided for in section 5.1.3.
<i>SFCC_{bl,g}</i>	Subscribed Firm Quality Conversion Capacity for Base Load (expressed in kWh/h), being the Firm Base Load Quality Conversion Service H->L Capacity, subscribed by the Grid User <i>g</i> as provided for in section 4.6.1 of Attachment B of the ACT.
<i>SFCC_{pl,g}</i>	Subscribed Firm Quality Conversion Capacity for Peak Load (expressed in kWh/h), being the Firm Peak Load Quality Conversion

	Service H->L Capacity part of standard bundled unit for the Peak Load Quality Conversion Service, subscribed by the Grid User g as provided for in section 4.6.1 of Attachment B of the ACT.
$SFCC_{sl,g}$	Subscribed Firm Quality Conversion Capacity for Seasonal Load (expressed in kWh/h), being the Firm Seasonal Load Quality Conversion Service H->L Capacity, subscribed by the Grid User g as provided for in section 4.6.1 of Attachment B of the ACT.
$SICC_{pl,g}$	Subscribed Interruptible Quality Conversion Capacity for Peak Load (expressed in kWh/h), being the Interruptible H->L Capacity part of standard bundled unit for the Peak Load Quality Conversion Service, subscribed by the Grid User g as provided for in section 4.6.1 of Attachment B of the ACT.
$t_{d,f}^{\circ}$	Temperature (forecast) – daily – expressed in $^{\circ}\text{C}$; forecast of average temperature at Uccle for day d , as provided for in section 4.1.
$t_{d,r}^{\circ}$	Temperature (real) – daily – expressed in $^{\circ}\text{C}$; real average temperature at Uccle for Day d , as provided for in section 4.1.
$t_{d,eq,f}^{\circ}$	Equivalent Temperature (forecast) – daily – expressed in $^{\circ}\text{C}$; weighted average temperature at Uccle for Day d ; calculated using $t_{d,f}^{\circ}$, $t_{d-1,r}^{\circ}$ and $t_{d-2,r}^{\circ}$, as provided for in section 4.1.
$TFCC$	Total Firm Quality Conversion Capacity – the capacity that is offered to subscribe Quality Conversion Services $\text{H} \rightarrow \text{L}$, expressed in kWh/h, as provided for in section 5.1.5.
<i>Transfo Season</i>	Transfo Season – period starting on 1 November of the Contract Year until 31 March of the following Year, as provided for in section 5.1.3.

2. Subject

The Operating Procedures for Quality Conversion Services describe the operational rules and procedures which are required for the proper utilisation of the Quality Conversion Services. The Quality Conversion $\text{H} \rightarrow \text{L}$ Services and the Quality Conversion $\text{L} \rightarrow \text{H}$ Service are separate Transmission Services that can be subscribed as described in Attachment B of the Access Code for Transmission (Subscription and Allocation of Transmission Services). The Operating Procedures for Quality Conversion Services describe the exchange of operational information between TSO and the Grid Users, which is required in order to have quantities of Natural Gas (re)-delivered by the Grid Users at the Installation Point “QC”.

3. General provisions

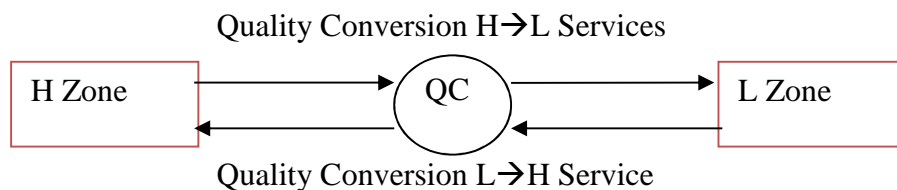
3.1. General

The general provisions as described in section 3 of Attachment C.1 shall also be applicable for the Operating Procedures for Quality Conversion Services.

3.2. Topology and Quality Conversion Services

The operational model that is used for managing the Quality Conversion Services consists of the following elements (see figure below):

- the Quality Conversion system, which is the conceptual name aggregating all the technical facilities where the TSO operates the quality conversion for Grid Users and where the TSO offers its Quality Conversion Services. The Quality Conversion system is located within the Installation Point “QC”,
- the L Zone of the Transmission Grid,
- the Installation Point “QC” which is connected to the H Zone and the L zone,
- the H Zone of the Transmission Grid.



Positive Nominations on the Installation Point “QC” shall be considered as Nominations for the “Quality Conversion L→H Service”, by which quantities exit from the L Zone and enter into the H Zone. Negative Nominations on the Installation Point “QC” shall be considered as Nominations for the “Quality Conversion H→L Services”, by which quantities enter into the L Zone and exit from the H Zone.

4. Temperature reference

4.1. Daily forecasted Equivalent Temperature

The Equivalent Temperature (forecast) $t_{d,eq,f}^{\circ}$ for Day d is defined as the sum of 60 % of the Temperature (forecast) of Day d , 30 % of the Temperature (real) of Day $d-1$ and 10 % of Temperature (real) of Day $d-2$:

$$t_{d,eq,f}^{\circ} = 0.6 t_{d,f}^{\circ} + 0.3 t_{d-1,r}^{\circ} + 0.1 t_{d-2,r}^{\circ}$$

For each Day d of Month m , the Temperature (forecast) and the Equivalent Temperature (forecast) at Ukkel ($t_{d,eq,f}^{\circ}$) are calculated every day, and published at 13:15 hours on the TSOs Electronic Data Platform.

5. Quality Conversion H→L

The Quality Conversion Services H→L consist of the possibility to convert H-Gas from the H-Zone into L-Gas towards the L-Zone at the Installation Point “QC”. Different Quality Conversion Services H→L exist, namely “Peak Load”, “Base Load” and “Seasonal Load”, each with a different tariff and different specifications regarding availability of the capacity.

5.1. Subscribed and Real Quality Conversion Capacity

The Real Quality Conversion Capacity is the part of the Subscribed Quality Conversion H→L Capacity by the Grid User that is available to the Grid User, given the different Services subscribed by the Grid User and different correction factors (as described in this section), and which he can use for the Nominations (as described in section 7).

5.1.1. Maintenance Factor (MF)

The TSO shall, in accordance with the Standard Transmission Agreement, notify the Grid User with its best estimates on maintenance and its influence on the Real Quality Conversion Capacity of the different Quality Conversion Services, including durations and delivery levels during such periods. The default value of the MF is 100% indicating that there is no impact related to maintenance.

In accordance with Attachment F, in case of Emergency TSO shall have the right at any time and without prejudice to the above, to interrupt all or part of the Real Quality Conversion Capacity immediately in order to safeguard the safety and integrity of the Transmission System and to perform the necessary repairs and/or replacement works.

5.1.2. Real Quality Conversion Capacity for Base Load

The Real Quality Conversion Capacity for Base Load ($RCC_{bl,g}$) of Grid User g is determined by the Subscribed Firm Base Load Quality Conversion Capacity ($SFCC_{bl,g}$) and the Maintenance Factor (MF) as follows:

$$RCC_{bl,g} = SFCC_{bl,g} * MF$$

5.1.3. Real Quality Conversion Capacity for Seasonal Load and the Seasonal Factor

The Real Quality Conversion Capacity for Seasonal Load ($RCC_{sl,g}$) of Grid User g is determined by the Subscribed Firm Seasonal Load Quality Conversion Capacity ($SFCC_{sl,g}$), the Seasonal Factor (SF) and the Maintenance factor (MF) as follows:

$$RCC_{sl,g} = SFCC_{sl,g} * SF * MF$$

The Seasonal Factor depends on the date and is applicable on the Subscribed Firm Seasonal Load Quality Conversion Capacity of the Grid User(s). In the case of exceptionally high temperatures for the time of year the TSO can adapt the Seasonal Factor and thus the Real Quality Conversion Capacity for Seasonal Load for the concerning Gas Day.

Default Seasonal Factor (SF)

Time of year	Seasonal Factor (SF)
1 November -> 31 March	100%
1 April -> 31 October	50%

5.1.4. Real Quality Conversion Capacity for Peak Load, the Demand Factor and the Interruption Factor

The Real Quality Conversion Capacity for Peak Load ($RCC_{pl,g}$) of Grid User g is determined by the Subscribed Firm Peak Load Quality Conversion Capacity ($SFCC_{pl,g}$), Subscribed Interruptible Peak Load Quality Conversion Capacity ($SICC_{pl,g}$) the Demand Factor (DF), Interruption Factor (IF) and the Maintenance factor (MF) as follows:

$$RCC_{pl,g} = \min \left(1, DF * \left(\frac{TFCC_{pl,g}}{\sum_g SFCC_{pl,g}} \right) \right) * SFCC_{pl,g} * MF + SICC_{pl,g} * IF$$

The Demand Factor depends on the Equivalent Temperature and is applicable on the Subscribed Firm Quality Conversion Capacity of the Grid User(s). In the exceptional case the Equivalent Temperature, Within-Day, results in a different Demand Factor than the default Demand Factor based on the Daily forecasted Equivalent Temperature Day ahead (as described in section 4), the TSO will adapt the Demand Factor and thus the Real Quality Conversion Capacity for the concerning Gas Day as needed and possible for the Transmission Grid. In this case, the TSO will adapt the publication of the correction factors and the Real Quality Conversion Capacity as quickly as possible.

Default Demand Factor (DF)

$t^{\circ}_{d,eq,f}$	Demand Factor (DF)
$8^{\circ}C > t^{\circ}_{d,eq,f}$	0%
$5^{\circ}C \leq t^{\circ}_{d,eq,f} < 8^{\circ}C$	10%
$2^{\circ}C \leq t^{\circ}_{d,eq,f} < 5^{\circ}C$	30%
$0^{\circ}C \leq t^{\circ}_{d,eq,f} < 2^{\circ}C$	70%
$-5^{\circ}C \leq t^{\circ}_{d,eq,f} < 0^{\circ}C$	90%
$t^{\circ}_{d,eq,f} \leq -5^{\circ}C$	100%

The Quality Conversion System is designed for operation under cold temperatures in the winter months. Therefore the Peak Load Quality Conversion Capacity is only available during the Transfo Season, which is from 1 November of the Contract Year until 31 March of the following Year. Outside the Transfo Season the Default Demand Factor (DF) is set at 0%.

In case of interruption or reduction of the Subscribed Interruptible Quality Conversion Capacity of the Grid User(s) and if known at least 4 hours in advance the Grid User will be notified by the TSO of a reduction of the Interruptible Quality Conversion Capacity by applying the relevant Interruption Factor. If the necessity for interruption occurs within a shorter timeframe the procedure as in section 7.2.2 will be followed. The default value of the IF during the Transfo Season is 100% (no interruption) but this can vary depending on the circumstances. Outside the Transfo Season the Interruptible Quality Conversion Capacity will not be available and the default value of the IF is set at 0%.

For calculation purposes, the Maintenance Factor (MF) for the Real Quality Conversion Capacity is not applicable on the Subscribed Interruptible Quality Conversion Capacities of the Grid User(s) ($SICC_{pl,g}$).

5.1.5. Calculation of the Real Quality Conversion Capacity

The Real Quality Conversion Capacity (RCC_g) of a Grid User g for all its different Subscribed Quality Conversion Services $H \rightarrow L$, expressed in kWh/h, using the Real Conversion Capacity for Base Load ($RCC_{bl,g}$), the Real Conversion Capacity for Seasonal Load ($RCC_{sl,g}$), the Real Conversion Capacity for Peak Load ($RCC_{pl,g}$) is calculated as follows:

$$RCC_g = RCC_{pl,g} + RCC_{bl,g} + RCC_{sl,g}$$

5.1.6. Publication of Real capacity and correction factors

The Real Quality Conversion Capacity (RCC_g) of a Grid User g and the applicable factors are published by the TSO on a daily basis at 14:00 hours on the concerned Grid Users' private part of the Electronic Data Platform (EDP). In case the TSO is unable to publish this information through the Electronic Data Platform (EDP), it will be communicated by the TSO to the Grid User by fax.

5.2. Tests

The TSO is entitled to perform tests on Quality Conversion, subject to a written notification, sent by fax a notification time of at least ten (10) ~~Working~~ Business Days.

For such tests, the TSO may request the cooperation of the Grid User. In case the Grid User chooses to cooperate to these tests he shall nominate the quantities requested by the TSO at the requested time within the limits of its Real Quality Conversion Capacity.

The TSO shall, acting as a "Reasonable and Prudent Operator", minimize the consequences of these tests for the Grid User, with regard to, among others, the timing of such tests.

6. Quality Conversion L→H

The Quality Conversion Service L→H consists of the possibility to convert L-Gas from the L Zone into H-Gas into H-Zone ~~at the Installation Point "QC"~~.

The Quality Conversion Service L→H is an interruptible service; in case of an interruption, the procedure in accordance with section 7.2.2 shall be applied.

7. Nominations and Confirmations

7.1. Process and Messages

7.1.1. SDT, TDT, Applicable Re-nomination Lead-Time and Applicable Interruption/Constraint Lead-Time

Grid User's Daily Transmission Notice (SDT) as described in Attachment C.1 shall also be applicable for the Operating Procedures for Quality Conversion Services.

TSO's Daily Confirmation Notice (TDT) as described in Attachment C.1 shall also be applicable for the Operating Procedures for Quality Conversion Services.

The rules for the Applicable Re-nomination Lead-Time as described in Attachment C.1 shall also be applicable for the Operating Procedures for Quality Conversion Services with the exception that the applicable Re-nomination Lead-Time at the Installation Point "QC" is next full hour +6.

The rules for the applicable Interruption/Constraint Lead-Time as described in Attachment C.1 shall also be applicable for the Operating Procedures for Quality Conversion Services.

7.1.2. Daily nomination procedures

In order to notify TSO of the quantities of Natural Gas to be converted under the Standard Transmission Agreement, the Grid User shall notify TSO by sending nominations and, if applicable, Re-nominations to TSO, according to the following procedure.

A nomination shall only be sent for the Installation Point "QC" on the H Zone, stating the direction (negative nominations H→L and positive nominations L→H), quantity and counterparty. TSO will deduce the nomination on the L Zone based on such nomination.

TSO shall send a TSO Daily Confirmation Notice for the Installation Point “QC” on the H Zone, and also a TSO Daily Confirmation Notice for the Installation Point “QC” on the L Zone.

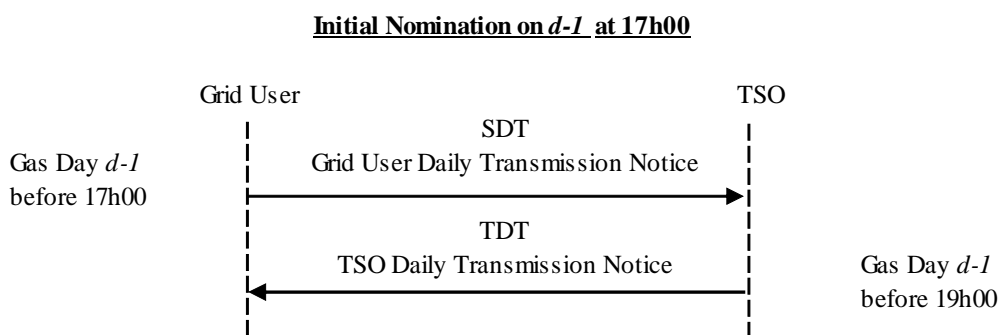
The Grid User shall communicate to TSO the Day-ahead Nomination for the Installation Point “QC” on the H Zone, being the last nomination received by TSO before 17:00 hours on Gas Day *d-1* and accepted by TSO.

If applicable, the Grid User shall communicate to TSO a Within-Day Re-nomination for the Installation Point “QC” on the H Zone. The last Re-nomination shall be the last Re-nomination accepted by TSO. If no Re-nomination is received by TSO, the last Nomination is deemed equal to the accepted quantity of the (Day-ahead) Nomination.

The general procedure consists of four steps:

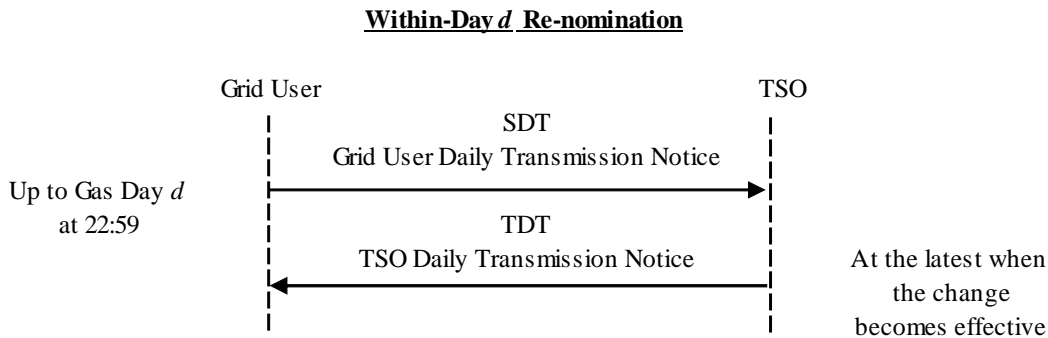
- The Grid User sends a Grid User’s Daily Transmission Notice (SDT) to TSO with the nomination for the Installation Point “QC” on the H Zone in accordance with section 7.1.1;
- TSO checks validity of the message format;
- TSO computes the Grid User’s hourly Confirmed Quantities of Natural Gas scheduled to be delivered by or redelivered to the Grid User at the Installation Point “QC” in accordance with section 8.2 of Attachment C.3 and Attachment C.1;
- TSO sends a TSO’s Daily Confirmation Notice (TDT) to the Grid User in accordance with section 7.1.1.

7.1.3. Day-ahead Nomination on Gas Day *d-1* at 17:00 hours



The Day-ahead Nomination on *d-1* at 17:00 hours is the (last) Nomination on *d-1* before 17:00.

7.1.4. Within-Day Re-nomination cycle



The Within-Day Re-nomination cycle is optional. It is only used in case of changes to the Day-ahead Nomination. All Nominations received later than *d-1* at 17:00 hours are Within-Day Re-nominations. For Within-Day Re-nominations on the Installation Point “QC” a lead time of next full hour +6 is applicable.

7.2. Confirmations

7.2.1. Capacity check

TSO performs without prejudice to Attachment A for operational purposes a first hourly capacity check for each Grid User in order that the hourly Confirmed quantities of the Grid User in the TSO’s Daily Confirmation Notice are not exceeding the total Real Quality Conversion Capacities (for Quality Conversion H→L Services: equal to the Real Quality Conversion Capacity, for Quality Conversion L→H Services: equal to the Subscribed Quality Conversion L→H Capacity taking interruptions into account) the Grid User is entitled to.

In case the Grid User would exceed its maximum Capacity rights on an Installation Point “QC”, TSO shall:

- Cap the Grid User’s hourly Nominated Quantities in order not to exceed the Real Quality Conversion Capacity rights the Grid User is entitled to
- Send a new TDT to notify the Grid User of the revised hourly Confirmed Quantities at the Installation Point “QC”.

In the exceptional case that the TSO, as a result of irregular aggregated Nominations, is not able to start or stop equipment within the term resulting from the Nominations, or is not able to execute the irregular Re-nominations, the TSO is authorized to modify the Nominations of the causing Grid User(s) to an executable profile.

7.2.2. Quality Conversion Interruption

If the TSO decides that a partial or total interruption of the Interruptible capacity of the Quality Conversion L→H Services is necessary, the TSO shall:

- Use its reasonable endeavours to give timely notice for each hour of the relevant Gas Day about the reduced availability of the Interruptible capacity rights on the Installation Point “QC” by sending a “TSO’s Interruption Notice” by fax [and Edig@s](mailto:and.Edig@s) to the Grid Users specifying the Interruption Start Period, the Interruption End Period, the Installation Point “QC”, the direction and the remaining interruptible capacity.
- Apply the Interruption by reducing the Grid Users interruptible capacity on the Installation Point “QC” pro rata their Subscribed Capacity for the Quality Conversion L→H Services.
- Send a new TDT to notify the Grid Users of the revised hourly Confirmed Quantities at the Installation Point “QC” in accordance with the confirmation process as described in this section if necessary.

Before the Interruption End Time, the TSO shall use its reasonable endeavours to issue a revised “TSO’s Interruption Notice” in order to modify the Interruption End Time and/or the interrupted capacity.

7.2.3. Quality Conversion Constraint

A Quality Conversion Constraint is an (un)planned event for a given limited period during which some contractual obligations cannot be met, that causes the available hourly capacity to be less than the sum of the Grid Users’ hourly Confirmed Quantities and shall result in a revision of the hourly Confirmed Quantities on the Installation Point “QC” on which the Quality Conversion Constraint has been put.

In case of a Quality Conversion Constraint, the TSO shall:

- Apply a constraint on the related Installation Point “QC” that limits the total hourly Confirmed Quantities of the affected Grid Users,
- Use its reasonable endeavours to give timely notice to the Grid Users, of the Quality Conversion Constraint by sending a “TSO’s Constraint Notice” by fax to the Grid Users specifying the Constraint Start Period, the Constraint End Period, the Installation Point “QC” and the remaining capacity,
- Send a new TDT to notify the Grid Users of the revised hourly Confirmed Quantities at the Installation Point “QC” if necessary.

Before the Constraint End Time, the TSO may issue a revised “TSO’s Constraint Notice” in order to modify the Constraint End Time and/or the remaining capacity.

The applicable Gas quality procedures for the Quality Conversion System are according to provisions of the Standard Transmission Agreement and its Attachments.

7.2.4. Reduction Rule

TSO shall use the “lesser-of-rule principle” which means that in case at an Installation Point “QC”, the Nominated Quantity is higher than the Real Quality Conversion Capacity restricted by any rule, Quality Conversion Interruption, Quality Conversion

Constraint or the Re-nomination band, the Confirmed Quantity shall be the lesser of all quantities.

8. Allocations

The TSO calculates the Allocation in energy at the Installation Point “QC” at the H-Zone and at the L Zone to determine the amounts of Natural Gas to be allocated to the different Grid Users when using Quality Conversion Services.

The Allocation is calculated using following elements:

- the Hourly Confirmed Quantities at the Installation Point “QC” at the H Zone;
- the Measured Quantities of Gas at the Installation Point “QC” at the H and L Zone;
- the Real Conversion Capacities for the different Subscribed Quality Conversion Services;
- the Allocation Rule that determines how the Allocation is calculated.

For Quality Conversion Services H→L, quantities of Natural Gas will first be allocated per Grid User to the Base Load Quality Conversion Service, then to the Seasonal Load Quality Conversion Service and only then towards Peak Load Quality Conversion Services, insofar the respective Real Conversion Capacities allow for this.

8.1. Allocation process

The Allocation process as described in Attachment C.1 shall also be applicable for the Operating Procedures for Quality Conversion Services. An OBA is by default applicable at the Installation Point “QC”.

8.2. Reporting

The Reporting as described in Attachment C.1 shall also be applicable for the Operating Procedures for Quality Conversion Services.

9. Exchanged Data

Operational data will be made available on a reasonable endeavour basis through the Electronic Data Platform.



ACCESS CODE FOR TRANSMISSION

Attachment D: Metering Procedures

Table of content

Table of content	2
1. Definitions	3
2. Preamble	4
3. General	4
4. Unit of measurement	4
5. Equipment	5
6. Determination of Gross Calorific Value	5
7. Tests and correction of errors	5
7.1. At Interconnection Points	5
7.2. At Domestic Exit Points	6

1. Definitions

All definitions used in this Attachment without being explicitly listed refer to the definitions listed in Attachment 3 of the Standard Transmission Agreement. The following definitions are not listed in Attachment 3 of the Standard Transmission Agreement, but shall have the following meaning in this Attachment D:

Metering Facility Operator shall mean the operator who operates, maintains and calibrates the metering and the quality insurance installations which are used inside the metering installations at a Connection Point.

Metering Handbook shall mean the technical documentation of applicable metering practices at a given Interconnection Point, as agreed between adjacent Transmission System Operators. Such documentation can be obtained with the TSO upon request.

2. Preamble

In case the Transmission System Operator is not the Metering Facility Operator for a given Connection Point, measurement and testing shall be according to the metering procedures applicable for such Interconnection Point or Domestic Exit Point, in accordance with the relevant agreement between Transmission System Operator and such Metering Facility Operator. Such applicable procedures can be obtained with Transmission System Operator upon request.

In case the Transmission System Operator is the Metering Facility Operator for a given Connection Point, the following shall apply.

3. General

The measuring equipment at the Connection Point shall be subject to applicable laws and regulations in force and relevant to the measurement and testing of Natural Gas for international gas sales or purchases or transmission.

Grid User shall have the right to be represented by the Grid User's Representative with regard to the Grid User's rights concerning measurement and testing at the Interconnection point.

All relevant details concerning measurement and testing at Domestic Exit Point are laid down in Annex 1 of the Connection Agreement approved by the CREG and published on the website of the TSO. All relevant details concerning measurement and testing at an Interconnection Point are laid down in the relevant Metering Handbook.

The measurement and testing equipment shall be designed, operated and calibrated so that, at any time, known systematic errors can and shall be corrected. Such corrections shall be made on the basis of an agreement between the parties.

4. Unit of measurement

The unit of measurement at the Connection Point shall be normal cubic meter at reference conditions (1,01325 bar and 0°C) and GCV expressed in kWh/m³(n) (at 1,01325 bar and 25°C).

The quantity of Natural Gas (expressed in kWh) made available to Transmission System Operator by Grid User at the Interconnection Point and by Transmission System Operator to Grid User at the Domestic Exit Point or Interconnection Point shall be measured and computed by automatic equipment if available.

5. Equipment

Transmission System Operator shall at the Interconnection Point, at its sole cost and expense, provide, maintain and operate or cause to be provided, maintained and operated all measurement and testing equipment which will be subject to applicable laws and regulations in force and relevant to the measurement and testing of Natural Gas for international gas sales or purchases or transmission.

6. Determination of Gross Calorific Value

The GCV shall be measured by means, which are approved under applicable regulations as described, for Domestic Exit Points, in the Annex 1 of the Connection Agreement approved by the CREG and published on the website of the TSO, and for Interconnection Points, in the relevant Metering Handbook.

7. Tests and correction of errors

7.1. At Interconnection Points

The accuracy of the measurement equipment provided or caused to be provided by Transmission System Operator at the Interconnection Point shall be verified by Transmission System Operator at reasonable intervals as set forth in the relevant Metering Handbook, but the Transmission System Operator shall not be required to verify the accuracy of such equipment more frequently than once a Month. Grid User shall have the right to attend such verifications. Except in case of Emergency where Transmission System Operator shall give a shorter notice, Transmission System Operator shall give notice to Grid User ten (10) ~~Working~~ Business Days before the start of any such test.

All tests of such measurement equipment shall be made at Transmission System Operator's expense.

If any error in measurement equipment is found to exceed the technical tolerance, which shall in any case be lower than one decimal zero (1.0) per cent, then any previous recordings of such equipment shall be corrected to zero (0) error for any period which is known definitely, or agreed upon, but in the case where the period is not known or agreed upon, such corrections shall be for a period extending over one-half of the time elapsed since the date of the last test, or another correction period specified in the relevant Metering Handbook.

Following each test, the measurement equipment shall be adjusted if found to be necessary to record accurately and the said equipment shall be secured against unauthorised manipulations.

If, for any reason, meters are faulty or out of service, so that the quantity of the Natural Gas made available cannot be ascertained or computed from the reading thereof, the Natural Gas made available during the period during which such meters are out of service or faulty shall be determined upon the basis of the best data

available, using only the first feasible method of those listed hereunder in which order they appear below:

- a) by using the registration of any check measurement equipment if installed and accurately measuring;
- b) by adjusting for the error, if the extent of the error is ascertainable by calibration, test or mathematical calculation;
- c) by estimation on the basis of deliveries made during preceding periods under similar conditions when the equipment was registering accurately. For the purpose of said estimation, the Parties may agree upon using data from measurements not being performed by the equipment provided under section 6.

7.2. At Domestic Exit Points

The Natural Gas redelivered at the Domestic Exit Point by Transmission System Operator shall be measured and, as applicable, tested in accordance with the procedures described in the Annex 1 of the Connection Agreement approved by the CREG and published on the website of the TSO.

If, for any reason, meters are faulty or out of service, so that the quantity of the Natural Gas made available cannot be ascertained or computed from the reading thereof, the Natural Gas made available during the period during which such meters are out of service or faulty shall be determined upon the basis of the best data available by estimation on the basis of deliveries made during preceding periods under similar conditions when the equipment was registering accurately.



ACCESS CODE FOR TRANSMISSION

Attachment E:

Congestion Management

Table of contents

Table of contents	2
1. Definitions	3
2. Proactive congestion management policy.....	5
2.1. General proactive congestion management policy.....	5
2.1.1. Obligations of the Transmission System Operator	5
2.1.2. Obligations of the Grid User.....	5
2.1.3. Monitoring of Transmission Services.....	6
2.1.4. Secondary Market.....	7
2.2. Proactive measures at Interconnection Points	7
2.2.1. Interruptible Capacity	7
2.2.2. Wheeling Services and OCUC	7
2.2.3. Modification of the Service Allocation Rule for Capacity Services.....	8
2.2.4. Surrender	8
2.3. Proactive Congestion Management at End User Domestic Exit Points	10
2.3.1. Capacity release at End User Domestic Exit Point	10
2.3.2. Voluntary downgrade from Firm to Interruptible	10
2.3.3. Voluntary capacity release at other End User Domestic Exit Points	11
2.4. Proactive Congestion Management at Distribution Domestic Exit Points.....	11
3. Congestion Management Procedures	12
3.1. Congestion Management Procedures at Interconnection Points	12
3.1.1. Long-term use-it-or-lose-it mechanism	12
3.1.2. Capacity increase through oversubscription and buy-back scheme.....	16 15
3.2. Congestion Management Procedures at End User Domestic Exit Points and Installation Points 17 17 16	
3.2.1. Long-term use-it-or-lose-it mechanism	17 16

1. Definitions

All definitions used in this Attachment without being explicitly listed refer to the definitions listed in Attachment 3 of the Standard Transmission Agreement. The following definitions are not listed in Attachment 3 of the Standard Transmission Agreement, but shall have the following meaning in this Attachment E:

<i>BBCT</i>	Buy-Back Closure Time, i.e. the moment that all capacity buy-back offers should be received by the TSO, which is at the latest 2 full hours before the start of buy-back as provided for in section 3.1.2.23.1.2.23.1.2.23.1.2.2 .
<i>Contractual Congestion</i>	The situation meant in section 2.1(21) of Regulation (EC) No 715/2009
CU_d	Daily capacity utilization rate of the Subscribed Transmission Services per Grid User per Point as provided for in section 2.1.32.1.32.1.32.1.3 .
EA'_h	Energy (final) Allocation – hourly value per Grid User and per Connection Point; expressed in kWh; as provided for in section 4.5 of Attachment A of this Access Code
<i>Physical Congestion</i>	The situation meant in section 2.1(23) of Regulation (EC) No 715/2009
<i>Impacted Grid User</i>	Grid User who, at the moment that Contractual Congestion is identified by the TSO, has Firm Transmission Services on a Point.
<i>MBBP</i>	Maximum Capacity Buy-Back Price against which the TSO can proceed to Buy-Back as provided for in section 3.1.2.23.1.2.23.1.2.23.1.2.2 .
$MTSR_{d,f,2mo}$	Part of the $MTSR_f$ – daily – offered on the secondary market platform, as provided for in section 2.1.32.1.32.1.32.1.3 .
$MTSR_{d,f,used}$	Used Firm Transmission Services – daily – part of the $MTSR_f$, as provided for in section 2.1.32.1.32.1.32.1.3 .
$MTSR_{d,f,unused}$	Unused Firm Transmission Services – daily – part of the $MTSR_f$, as provided for in section 2.1.32.1.32.1.32.1.3 .
$MTSR_{d,i}$	Maximum Transmission Services Right – Interruptible – daily – part of the $MTSR_i$, as provide for in section 2.1.3.

$MTSR_{d,io}$ Maximum Transmission Services Right – Interruptible Operational – daily – part of the $MTSR_i$, as provide for in section 2.1.3.

$MTSR_{h,f,BB,o}$ Capacity Buy-Back Offer used to offer Firm Transmission Services for Buy-Back – hourly – as provided for in section [3.1.2.23.1.2.23.1.2.23.1.2.2](#).

Regulation (EC) No 715/2009 Regulation (EC) No 715/2009 of the European Parliament and of the Council of 13 July 2009 on conditions for access to the natural gas transmission networks and repealing Regulation (EC) No 1775/2005

2. Proactive congestion management policy

2.1. General proactive congestion management policy

2.1.1. *Obligations of the Transmission System Operator*

The Transmission System Operator applies a proactive congestion management policy as set out in the Code of Conduct, aiming at an optimal and maximal utilization of the usable capacities and the prevention of congestion situations, through:

- offering the maximum Transmission Services to Grid Users, taking into account system integrity and operation and within the actual exploitation boundaries;
- offering and developing Transmission Services that are aligned with the market needs;
- adopting non-discriminatory and transparent Service Allocation Rules as set forth in the Attachment B of this Access Code for Transmission;
- encouraging the “use or sell” principle for Transmission Services by both actively monitoring the utilization rate of the Grid Users’ subscribed Transmission Services, as set forth in section [2.1.32.1.32.1.32.1.3](#), and facilitating the transfer of Transmission Services via the Secondary Market, as set forth in [2.1.42.1.42.1.42.1.4](#);
- offering Interruptible Services which allow the Grid Users to use the capacity not used by other Grid Users on an interruptible basis.

2.1.2. *Obligations of the Grid User*

The Code of Conduct also prescribes the obligations of the Grid User in the framework of congestion management.

These obligations concerning congestion management are the following:

- the Grid User holds no more Firm Transmission Services than he reasonably requires for the execution of his supply and/or delivery contracts;
- the Grid User offers Subscribed Transmission Services he no longer requires on a market-based way on the Secondary Market;
- the Grid User shall refrain from using the allocated Transmission Services to hamper, limit or disturb the functioning of the market;
- the Grid User who offers Transmission Services on the Secondary Market is not allowed to stipulate conditions that may refrain the free tradability;
- the Grid User trading Transmission Services on the Secondary Market by other means than the Secondary Market Platform, must notify (as soon as practically feasible) the TSO of each transaction. The minimum information to

be communicated by the Grid User (i.e. period, quantity of Transmission Services and price) is defined in Attachment B of the Access Code for Transmission.

2.1.3. *Monitoring of Transmission Services*

The TSO keeps the effective utilization of Transmission Services in an electronic register of the Capacity Utilization Rate (CU_d), of Subscribed Transmission Services and by submitting such register to the CREG at least on a yearly basis, as set out in the Code of Conduct.

The Capacity Utilization Rate (CU_d) is calculated by dividing the daily Used Firm Transmission Services ($MTSR_{d,f,used}$), by the daily Subscribed Firm Transmission Services ($MTSR_{d,f}$).

$$CU_d = \frac{MTSR_{d,f,used}}{MTSR_{d,f}}$$

The daily Used Firm Transmission Services ($MTSR_{d,f,used}$) are equal to:

- the highest hourly Energy Allocation of the considered Day [$max_d(EA'h)$];
- increased with the Subscribed Firm Transmission offered on the Secondary Market Platform for such Day d ($MTSR_{d,f,2mo}$).

Without prejudice of the obligation to communicate the capacity utilization rate on the monthly invoice as stated in article 87 of the Code of Conduct, each Grid User is also provided at the same time with part of such register concerning his individual data.

Furthermore, this electronic register contains the following information for each Interconnection Point, Installation Point, Domestic Exit Point, for each Day, for each Grid User, for each Transmission Service:

- The daily Subscribed Firm Transmission Services ($MTSR_{d,f}$), being understood as the sum of the $MTSR_{d,f,1m}$ and $MTSR_{d,f,2m}$ for such Day d ;
- The daily Subscribed Interruptible Transmission Services ($MTSR_{d,i}$), being understood as the sum of the ($MTSR_{d,i}$) and ($MTSR_{d,io}$);
- The daily Subscribed Firm Transmission Services offered on the Secondary Market Platform ($MTSR_{d,f,2mo}$);
- The highest hourly Energy Allocation of the considered Day ($max_d(EA'h)$).

Finally, the electronic register contains for each Interconnection Point the data as meant for in article 2.2.5.4. of Annex I of Regulation (EC) No 715/2009.

2.1.4. Secondary Market

The TSO encourages an optimal capacity utilisation by organising a Secondary Market as set out in the Code of Conduct and in Attachment B of this Access Code for Transmission.

The TSO publishes¹ at least on a weekly basis and on an aggregated level, the total volume and the average price of the Transmission Services traded on the Secondary Market (i.e. both trades made via the Secondary Market Platform and “over-the-counter” transactions as defined in Attachment B).

2.2. Proactive measures at Interconnection Points

2.2.1. Interruptible Capacity

As a congestion measure against Contractual Congestion, Interruptible services are temporarily offered at an Interconnection Point, when Firm Transmission Services are available in limited quantity over such period.

The details on subscription of such capacities are described in Attachment B of this Access Code for Transmission. The interruption procedures for such capacities are described in Attachment C of this Access Code for Transmission.

In case Firm Transmission Services become available during the term of any concluded Interruptible Transmission Service, the TSO will upgrade the Subscribed Interruptible Transmission Services towards Firm Transmission Services. Such upgrade will be done according to the following rules:

- Subscribed Interruptible - Transmission Services covering the full period of the available Firm Transmission Services are upgraded in priority. In case more Interruptible - covering the full period of the available Firm Transmission Services are subscribed than there are Firm Transmission Services available, Interruptible - Transmission Services subscribed at an earlier date are upgraded before such Interruptible Transmission Services subscribed on a later date.
- The remaining available Firm Transmission Services are commercialized on the Primary Market.

If there are Firm Transmission Services available on a monthly basis, Interruptible Transmission Services covering at least the service period of a month will be upgraded on a monthly basis.

2.2.2. Wheeling Services and OCUC

A Wheeling Services or an OCUC consists of a commitment on the combined use of a well-defined Entry Service at an Interconnection Point with a well-defined Exit Service at another Interconnection Point, avoiding a bottleneck in the transmission

¹ Unless the confidentiality of information cannot be guaranteed on aggregated level

grid, and without access to the Market Based Balancing model, nor to the ZTP Notional Trading Services.

The TSO determines as described in Attachment A the Entry and Exit Services that are eligible for Wheeling services or Operational Capacity Usage Commitments, in the framework of this proactive congestion management policy.

~~The quantities, Interconnection Points, the duration and applicable Tariff of the Operational Capacity Usage Commitments are indicated in an Operational Capacity Usage Commitment Service confirmation Confirmation formForm, as provided for in Attachment G of this Access Code for Transmission published on the Fluxys Belgium website, signed by Grid User and TSO.~~

2.2.3. *Modification of the Service Allocation Rule for Capacity Services*

In the event of an expected congestion situation, the TSO may propose an adaptation of the relevant Service Allocation Rule to the CREG, through an amendment of Attachment B of the Access Code for Transmission, in accordance with the procedures set forth in the Code of Conduct.

2.2.4. *Surrender*

Without prejudice to the interdiction for the Grid User to hold more Firm Transmission Services than he reasonably requires for the execution of his supply and/or delivery contracts and the obligation for the Grid User to offer unused Transmission Services on the Secondary Market as stated in the Code of Conduct and in section ~~2.1.22.1.22.1.22.1.2~~, the Grid User has the possibility to give to the TSO unused Firm Transmission Services he no longer needs on Interconnection Points and for a duration of more than one day in accordance with the following procedure and conditions:

1. A Grid User sends a surrendering request to the TSO specifying amongst others the quantity, period, Interconnection Point and flow direction on Firm Transmission Services he wants to surrender. The period must be longer than one day.

If the surrendering request concerns Firm Transmission Services that are auctioned through PRISMA, the request must be sent to the TSO (directly or via PRISMA) and must be aligned with one of the standard capacity products of the CAM Network Code (yearly, quarterly and monthly).

In case Grid User posts Transmission Services to surrender, Grid User is bound to withdraw its offer for the same Transmission Services on the Secondary Market, in order to avoid that the Transmission Services would be sold twice through the surrender process and the Secondary Market.

2. In case the surrendering request concerns Firm Transmission Services that are auctioned on PRISMA and in case this request meets the specific

requirements of point 1, first and second paragraphs and is received by TSO at the latest 2 ~~business~~ Business days ~~Days~~ before the publication of the upcoming auction, the capacities meant in the surrendering request are added to the capacity quantity offered by the TSO in the framework of the auction.

In case the surrendering request concerns Firm Transmission Services that are not auctioned on PRISMA and in case this request meets the specific requirements of point 1, first paragraph and is received by TSO at the latest 2 ~~business~~ Business days ~~Days~~ before the start date of the period to which the surrendering request refers, the capacities meant in the surrendering request in case of Contractual Congestion are added to the capacity quantity offered by the TSO.

The TSO registers the surrendering request and informs the Grid User hereof.

3. Without prejudice of the determination in point 2.2.4 of Annex I to Regulation (EC) No 715/2009 concerning the allocation priority of the available capacity with regard to the surrendered capacity, a surrendering request can be partially or fully reallocated as far as the quantity is concerned. The concerned Grid User is informed by the TSO of the magnitude of the reallocated capacity by EDI@s message (as from November 2017) and a Service Confirmation within 2 Business Days following the closure of the concerned auction.
4. In case several Grid Users surrender their capacity and this capacity cannot be fully reallocated, the Grid Users who surrender first will have their capacity reallocated first. Surrender Requests received or deemed to be received simultaneously will have their capacity reallocated pro-rata to the requested quantity.

The Grid User keeps the rights and obligations as defined in the capacity contract to the extent that the surrender has not been accepted by the TSO.

The acceptance by the TSO of the surrendered capacity has the consequences as described in point 2.2.4 of Annex I of Regulation (EC) No 715/2009, i.e. the Grid User keeps its rights and obligations as defined in the capacity contract until the accepted surrendered capacity is reallocated by the TSO and to the extent the accepted surrendered capacity is not reallocated to the TSO.

~~The Grid User for who the surrendered capacity has been reallocated by the TSO keeps the obligation to pay to the TSO the Monthly Capacity Fee of the reallocated capacity.~~ The Grid User is credited by the TSO for the ~~reallocated capacity at the Regulated Tariff and~~ auction premium that is potentially generated during the reallocation, while deducting an administrative fee as meant for in Attachment A of this Access Code for Transmission.

2.3. Proactive Congestion Management at End User Domestic Exit Points

2.3.1. Capacity release at End User Domestic Exit Point

In case a Service Request for Firm Transmission Services at a power plant (CE) or an industrial client (CI) directly connected on the Transmission Grid cannot be confirmed, the TSO allocates the Firm Transmission Services to the Grid User(s) indicated by the End User. , As far as the corresponding level of Firm Transmission Services is subscribed by the Grid User(s) indicated by the End User, the TSO releases the Subscribed Transmission Services at the concerned End User Domestic Exit Point for the other Grid User(s).

In case the level of Firm Transmission Services initially subscribed by the other Grid User(s) is higher than the level of Firm Transmission Services subscribed by the Grid User(s) indicated by the End User, the remaining Transmission Services remain allocated to the other Grid User(s).

2.3.2. Voluntary downgrade from Firm to Interruptible

In case the capacity release based on the feedback of the End User did not enable the TSO to fully confirm the Requested Firm Transmission Services at the End User Domestic Exit Point, the TSO will, as far as possible:

- propose the Grid User, in cooperation with the involved End User, to subscribe to Interruptible Transmission Services instead of the Requested Firm Transmission Services at the End User Domestic Exit Point;
- propose other Grid User(s), in cooperation with the involved End User, a voluntary downgrade of their Subscribed Firm Transmission Services to Interruptible Transmission Services, as far as such a voluntary downgrade helps to confirm the Requested Firm Transmission Services;
- propose other Grid Users, in cooperation with End Users at other End User Domestic Exit Points, a voluntary downgrade of their Subscribed Firm Transmission Services to Interruptible Transmission Services, as far as such a voluntary downgrade helps to confirm the Requested Firm Transmission Services².

The process of such a voluntary downgrade is as follows:

- Grid User confirms its binding agreement to a voluntary downgrade, mentioning the period and the quantities of the downgrade;
- as far as such quantities and period of this voluntary downgrade helps to confirm a corresponding Service Request for Firm Transmission Services by

² Note that only End User Domestic Exit Points for which the downgrade from Firm to Interruptible Transmission Services contributes to the confirmation of a Service Request for Firm Transmission Services are eligible for such a voluntary downgrade of Transmission Services.

another Grid User³, the TSO will confirm the corresponding Firm Transmission Services to the other Grid User, by a Services Confirmation Form;

- after having received the signed Services Confirmation Form by the other Grid User, the TSO will confirm the voluntary downgrade to Grid User.

2.3.3. Voluntary capacity release at other End User Domestic Exit Points

In case a capacity release based on the feedback of the End User and a voluntary downgrade to Interruptible Transmission Services have not enabled the Confirmation of the requested Firm Transmission Services, the TSO will, as far as possible, propose Grid Users (in cooperation with End Users, if applicable), to reduce their Subscribed Transmission Services at other End User Domestic Exit Points, as far as such a voluntary capacity release helps to confirm the Requested Firm Transmission Services.

The process of such a voluntary capacity release is as follows:

- Grid User confirms its binding agreement to a voluntary capacity release, mentioning the period, the quantities and the End User Domestic Exit Point of the capacity release;
- as far as such quantities and period of this voluntary capacity release help to confirm a corresponding Service Request for Firm Transmission Services by another Grid User⁴, the TSO will confirm the corresponding Firm Transmission Services to the other Grid User, by a Services Confirmation Form;
- after having received the signed Services Confirmation Form by the other Grid User, the TSO will confirm the voluntary capacity release to Grid User.

2.4. Proactive Congestion Management at Distribution Domestic Exit Points

Capacities towards the Public Distribution are allocated by the TSO as set out in Attachment B. This methodology ensures that the peak capacity is dynamically allocated to Grid Users based on their market share.

³ In case the quantities and period of the voluntary downgrade proposed by Grid User do not help to confirm a requested Firm Transmission Service, the TSO will refuse the proposed voluntary downgrade.

⁴ In case the quantities and period of the voluntary capacity release proposed by Grid User do not help to confirm a requested Firm Transmission Service, the TSO will refuse the proposed voluntary capacity release.

3. Congestion Management Procedures

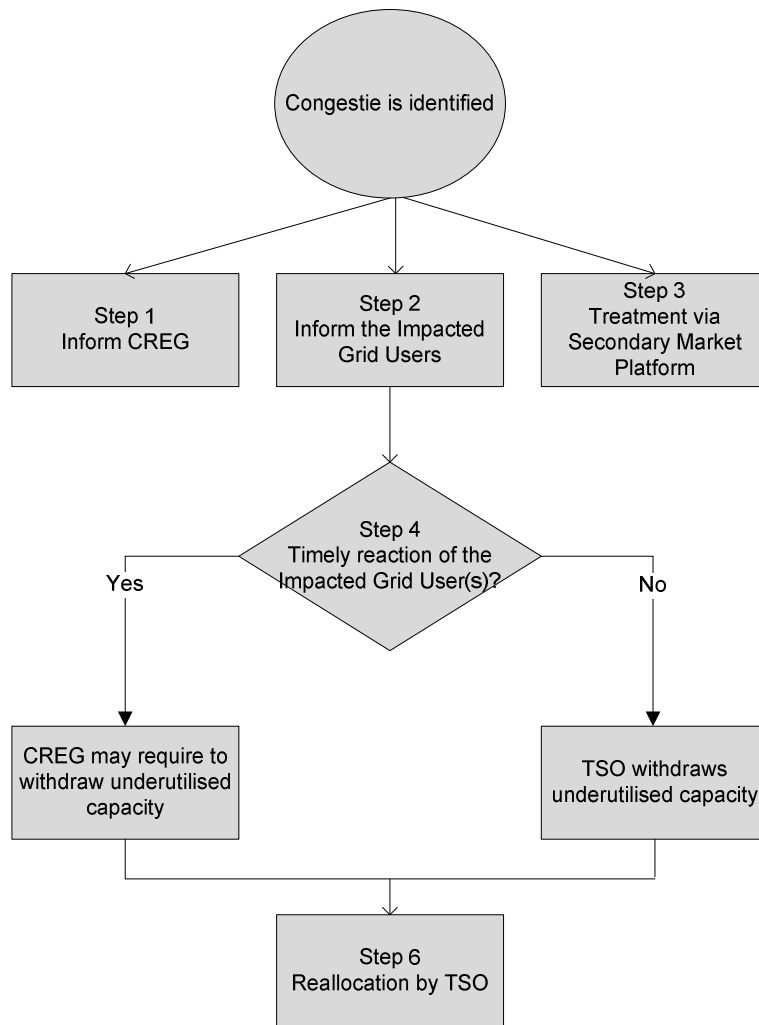
3.1. Congestion Management Procedures at Interconnection Points

In consequence of Regulation (EG) No 715/2009, three (3) specific congestion management procedures are applicable at Interconnection Points, in particular:

- “Surrender”, as a congestion measure against Contractual Congestion, bringing unused capacity back to the market as described in section [2.2.42.2.42.2.42.2.4](#)
- “Long-term use-it-or-lose-it mechanism” in order to bring unused capacity back to the market upon decision of CREG as described in section [3.1.13.1.13.1.13.1.1](#) and
- create additional Firm capacity through the “oversubscription and buy-back scheme” as described in section [3.1.23.1.23.1.23.1.2](#).

3.1.1. *Long-term use-it-or-lose-it mechanism*

The following process outlines the steps of Long-term use-it-or-lose-it:



3.1.1.1. Step 1: Inform CREG

- If congestion is observed, the following information will be provided to the CREG: The concerned Interconnection Point;
- The estimated duration of the congestion;
- An indication on the type of congestion, being Contractual Congestion or Physical Congestion;
- The Grid Users that are impacted by the congestion;
- The electronic register for monitoring the Capacity Utilization by Grid Users (cfr. [2.1.32.1.32.1.3](#));
- The measures already taken by the TSO to reduce the congestion;
- The measures proposed by the TSO in order to solve the congestion.

3.1.1.2. Step 2: Inform the Impacted Grid Users

The TSO informs the Impacted Grid User(s) by e-mail and by registered mail, and provides the following information:

- The concerned Interconnection Point;
- The estimated duration of the congestion;
- An indication on the type of congestion, being contractual or physical⁵;
- The measures already taken by the TSO to reduce congestion;
- On an aggregated basis, the requested quantity of Firm or Backhaul Transmission Services that cannot be allocated and the duration for which these Transmission Services cannot be allocated.

The above mentioned information is also published on the website of the TSO, hence making the congestion situation and its estimated impact publically known.

In addition to the above mentioned information, the TSO also asks the Impacted Grid User(s) to demonstrate in writing within the timing as set out in the Code of Conduct, the effective intended use of its Transmission Services and why the Transmission Services were underutilized in the past.

3.1.1.3. Step 3: Treatment via Secondary Market Platform

In accordance with article 20 §5 of the Code of Conduct, from the moment the TSO has informed the Impacted Grid User(s) of the observed congestion and as soon as the information is published on the website of the TSO, the Grid Users are bound to trade anonymously their Transmission Services via the Secondary Market Platform (i.e. trading over the counter is no longer allowed).

3.1.1.4. Step 4: Response of Impacted Grid User(s)

Following article 15 §1 of the Code of Conduct; within the timeframe of 10 Business Days as from the receipt of the request from the TSO, each Impacted Grid User must demonstrate in writing to the TSO and to the CREG its intended use of the concerned Transmission Services. The Impacted Grid User can demonstrate this on the basis of historical data concerning the utilization of the allocated Transmission Services, its activities on the Secondary Market and in any case on the basis of its delivery contracts. The TSO provides the CREG with a copy of the received information from the Grid User(s).

3.1.1.5. Step 5: Withdrawal systematically underutilised capacity

Based on the electronic register referred to in section [2.1.32-1.32-1.32-1.3](#) and the information received as an application of section [3.1.1.43-1.1.43-1.1.43-1.1.4](#), the CREG evaluates as to whether subscribed capacity remains systematically underutilised.

⁵ Contractual and physical congestion are definitions set by the Regulation (EC) No 715/2009 of the European Parliament and of the Council of 13 July 2009

In consequence of Annex 1 of Regulation (EG) No 715/2009, the contracted capacity is considered to be systematically underutilised in particular if the Grid User uses less than on average 80 % of its contracted capacity both from 1 April until 30 September and from 1 October until 31 March with an effective contract duration of more than one year for which no proper justification could be provided.

Based upon the assessment, CREG may, in case of Contractual Congestion, require TSO to partially or fully withdraw systematically underutilised contracted capacity on an Interconnection Point by a Grid User where that Grid User has not sold or offered under reasonable conditions its unused capacity through the Secondary Market as described in Attachment B of this Access Code for Transmission.

In case the TSO did not receive any answer from the Impacted Grid User within the term as specified in 4.1.2.4, the TSO partially or fully withdraws systematically underutilised contracted capacity on an Interconnection Point by a Grid User where that Grid User has not sold or offered under reasonable conditions its unused capacity through the Secondary Market as described in Attachment B of this Access Code for Transmission .

In case of Contractual Congestion and in order to avoid abuse (i.e. in case the CREG identifies that Transmission Services remain unused) the price of the concerned Transmission Services exchanged on the Secondary Market Platform is capped up to the Regulated Tariffs.

The concerned Grid Users are informed by CREG about such a release and all Grid Users are informed about the cap on the price of the Transmission Services made available on the Secondary Market Platform. Grid Users may impeach such decisions by the CREG by applying the procedures as described in the Gas Act.

3.1.1.6. Step 6: Reallocation by TSO

As an application of point 2.2.1.3 of Annex I to Regulation (EC) No 715/2009, the withdrawn capacities are offered by the TSO through the regulated allocation process, i.e. on the primary market.

In accordance with article 15 of the Code of Conduct, in the absence of written answer by the concerned Grid User within the term as stated in article [3.1.1.43.1.1.43.1.1.43.1.1.4](#) the TSO shall offer the withdrawn capacity for a period of at least 2 months.

The Grid User keeps its rights and obligations as defined in the capacity contract to the extent the capacity has not been withdrawn. The withdrawal of capacity has some consequences for the Grid User, as defined in point 2.2.5.3 of Annex I of Regulation (EC) No 715/2009, i.e.:

- The Grid User fully or partially loses its contracted capacity during a defined period or during the remaining period of the contractual term;

- The Grid User keeps its rights and obligations as defined in the capacity contract until the withdrawn capacity is reallocated by the TSO and to the extent the capacity has not been reallocated.

The Grid User whose withdrawn capacity is reallocated by the TSO keeps the obligation to pay to the TSO the Monthly Capacity Fee of the reallocated capacity. The Grid User is credited by the TSO for the reallocated capacity at the Regulated Tariff, while deducting an administrative fee as meant for in Attachment A of this Access Code for Transmission.

3.1.1.7. Modification of the Service Allocation Rule for Capacity Services

In the event of a sustained congestion, the TSO proposes an adaptation of the relevant Service Allocation Rule to the CREG, through an amendment of Attachment B of the Access Code for Transmission, in accordance with the procedures set forth in the Code of Conduct.

3.1.2. Capacity increase through oversubscription and buy-back scheme

3.1.2.1. Capacity increase through oversubscription

In order to solve Contractual Congestion TSO can create additional Firm Transmission Services on top of the technical capacity in accordance with the provisions as specified in point 2.2.2 of Annex I of Regulation (EC) No 715/2009 and with the distribution key of the costs and incomes of the oversubscription and buy-back between the TSO and the Grid Users. The TSO informs CREG about the quantity of additional capacity.

3.1.2.2. Buy-back scheme

Where necessary to maintain system integrity, TSO applies a market-based buy-back scheme in which Grid Users can offer Firm Transmission Services. The application of the buy-back procedure is without prejudice to the applicable emergency measures.

When the TSO cannot accept the nominations of the Grid Users, then the TSO determines the quantity of capacity to be bought back and initiates the following Buy-Back procedure:

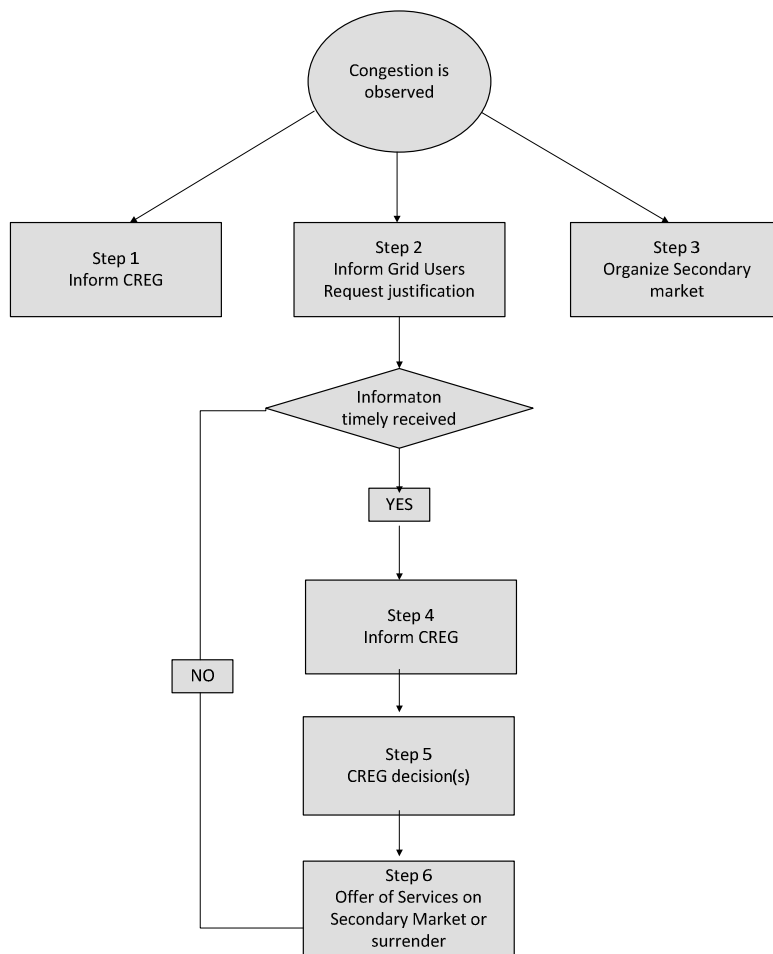
- TSO informs Grid User(s) who are holding Firm Transmission Services ($MTSR_{d,f}$) on that Interconnection Point that buy-back is required and informs the Grid User(s) about the quantity, direction, period of Transmission Services sought by sending a “Notification of Buy-Back” [using the appropriate Form as published on the Fluxys Belgium website](#) (~~example Attachment G – Forms~~) and this with a minimum Buy-Back Lead time of next full hour +4;
- the Grid Users are invited to enter Capacity Buy-Back Offers ($MTSR_{h,f, BB,o}$) [using the appropriate Form as published on the Fluxys Belgium website](#) (~~example Attachment G – Forms~~) by offering to sell Firm Transmission Services ($MTSR_{d,f}$) back to the TSO specifying the price and the quantity before the Buy-Back Closure Time ($BBCT$);

- TSO classifies the Capacity Buy-Back Offers ($MTSR_{h,f,BB,o}$) received at the Buy-Back Closure Time ($BBCT$) from the lowest to the highest bid price limited to a Maximum Capacity Buy-Back Price ($MBBP$);
- TSO informs Grid Users of the decision of the TSO of the Capacity Buy-Back; this Capacity Buy-Back Offer can be fully or partially accepted or entirely rejected, [using the appropriate Form as published on the Fluxys Belgium website](#) ~~(example Attachment G – Forms)~~;
- Grid User will be credited for the Transmission Services bought back through the Buy-Back Procedure as described in Attachment A of the Access Code for Transmission;
- In case insufficient Capacity Buy-Back Offers could be fully or partially accepted, the TSO can in order to safeguard the system integrity revise the hourly Confirmed Quantities on the Interconnection Point by applying a Constraint on the Interconnection Point in accordance with Annex C1. This Constraint shall be applied in priority to the Transmission Services with a duration of one day which are subscribed the day before.

3.2. Congestion Management Procedures at End User Domestic Exit Points and Installation Points

3.2.1. Long-term use-it-or-lose-it mechanism

The following process outlines the steps taken in case congestion is observed.



3.2.1.1. Step 1: Inform CREG

If congestion is observed, the following information will be provided to the CREG:

- The concerned End User Domestic Exit Point or Installation Points;
- The estimated duration of the congestion;
- An indication on the type of congestion, being contractual or physical⁶;
- The Grid Users that are impacted by the congestion;
- The electronic register for monitoring the Capacity Utilization by Grid Users (cfr. [2.1.32.1.32.1.32.1.3](#));
- The measures already taken by the TSO to reduce the congestion;
- The measures proposed by the TSO in order to solve the congestion.

⁶ Contractual and physical congestion are definitions set by the Regulation (EC) No 715/2009 of the European Parliament and of the Council of 13 July 2009

3.2.1.2. Step 2: Inform the Impacted Grid Users

The TSO informs the Impacted Grid User(s) by e-mail and by registered mail, and provides the following information:

- The concerned End User Domestic Exit Point or Installation Points;
- The estimated duration of the congestion;
- An indication on the type of congestion, being contractual or physical⁷;
- The measures already taken by the TSO to reduce congestion;
- On an aggregated basis, the requested quantity of Firm or Backhaul Transmission Services that cannot be allocated and the duration for which these Transmission Services cannot be allocated.

The above mentioned information is also published on the website of the TSO, hence making the congestion situation and its estimated impact publically known.

In addition to the above mentioned information, the TSO also asks the Impacted Grid User(s) to demonstrate in writing within the timing as set out in the Code of Conduct, the effective intended use of its Transmission Services.

3.2.1.3. Step 3: Organize Secondary Market

In accordance with article 20 §5 of the Code of Conduct, from the moment the TSO has informed the Impacted Grid User(s) of the observed congestion and as soon as the information is published on the website of the TSO, the Grid Users are bound to trade anonymously their Transmission Services via the Secondary Market Platform (i.e. trading over the counter is no longer allowed).

3.2.1.4. Step 4: Response of Impacted Grid User(s)

Following article 15 §1 of the Code of Conduct; within the timeframe of 10 Business Days as from the receipt of the request from the TSO, each Impacted Grid User must demonstrate in writing to the TSO and to the CREG its intended use of the concerned Transmission Services. The TSO provides the CREG with a copy of the received information from the Grid User(s).

3.2.1.5. Step 5: CREG decision

The CREG evaluates the information received from the concerned Grid Users as to whether the effective use of the Transmission Services is sufficient or insufficient. Based upon the assessment, the CREG decides whether the unused subscribed Transmission Services of the concerned Grid Users are to be released to the market, either in part or in full, or not.

In case of Contractual Congestion in order to avoid abuse (i.e. in case CREG determines that Transmission Services stay unused), the price of the unused

⁷ Contractual and physical congestion are definitions set by the Regulation (EC) No 715/2009 of the European Parliament and of the Council of 13 July 2009

Transmission Services made available on the Secondary Market Platform will be capped at the level of the Regulated Tariff.

Grid Users are informed by CREG about such a release and cap on the price of the Transmission Services made available on the Secondary Market Platform. Grid Users may impeach such decision by applying the procedures as described in the Gas Act.

3.2.1.6. *Step 6: Publication by TSO*

Based on the CREG decision, the TSO will make available the part of the unused Subscribed Transmission Services released on behalf of the Grid User(s) indicated by the CREG on the Secondary Market Platform, under the condition however that these Transmission Services have not been proposed already by the relevant Grid User itself on the Secondary Market Platform, with a price equal to the Regulated Tariff.

In case the TSO does not receive an answer from the Impacted Grid User in due time, the TSO will make available all unused Subscribed Transmission Services released on behalf of such Grid User on the Secondary Market Platform, under the condition however that these Transmission Services have not been proposed already by the relevant Grid User itself on the Secondary Market Platform, with a price equal to the Regulated Tariff. In accordance with article 15 of the Code of Conduct, those unused Subscribed Transmission Services are released by the TSO on behalf of the Grid Users per periods of 2 months.

3.2.1.7. *Modification of the Service Allocation Rule for Capacity Services*

In the event of a sustained congestion, the TSO will propose an adaptation of the relevant Service Allocation Rule to the CREG, through an amendment of Attachment B of the Access Code for Transmission, in accordance with the procedures set forth in the Code of Conduct.



ACCESS CODE FOR TRANSMISSION

Attachment F:

Plan for Incident Management

Table of contents

Table of contents	2
1. Introduction	3
2. Definitions	3
3. First-response phase	6
4. Incident management: crisis levels	7
4.1. Early Warning Level	7
4.1.1. Measures	7
4.1.2. Reporting obligations regarding the Early Warning Level	8
4.2. Alert Level	9
4.2.1. Measures	9
4.2.2. Reporting obligations regarding the Alert Level	10
4.3. Emergency Level	10
4.3.1. Measures	11
4.3.2. Reporting obligations regarding the Emergency Level	13
5. Recovery	14

in the meaning of the Ministerial Decree of the 18th of December 2013 for security of supply.

Internal Emergency Plan of the Transmission

System Operator: Cfr. Definition according to the Federal Emergency Plan for Security of Supply

Plan for Incident Management:

(Art 134 of Code of Conduct) this attachment of the Access Code as specified in Art 134 of the Code of Conduct.

Federal Emergency Plan for Security of Supply of Natural Gas:

Attachment of the Ministerial Decree of 18th of December 2013 that establishes the Federal Emergency Plan for Security of Supply of Natural Gas

System Integrity: (Art 1 of Code of Conduct) every circumstance of the Transmission Grid in which the pressure and quality of the natural gas remains between the minimum and maximum requirements fixed by the Transmission System Operator to technically safeguard the Transmission of natural gas and the functioning of the installations and to secure the long-term exploitation.

Early Warning Level: (Security of Supply Regulation and paragraph 5 of the Federal Emergency Plan for Security of Supply of Natural Gas) when there is concrete, serious and reliable information that an event may occur which is likely to result in significant deterioration of the supply situation and is likely to lead to the Alert Level or the Emergency Level being triggered.

Alert Level: (Security of Supply Regulation and paragraph 5 of the Federal Emergency Plan for Security of Supply of Natural Gas) when a supply disruption or exceptionally high gas demand occurs which results in significant deterioration of the supply situation, but the market is still able to manage that disruption or demand without the need to resort to non-market measures.

Emergency Level: (Security of Supply Regulation and paragraph 5 of the Federal Emergency Plan for Security of Supply of Natural Gas) in the event of exceptionally high gas demand, significant supply disruption or other significant deterioration of the supply situation and in the event that all relevant market measures have been implemented but the supply of gas is insufficient to meet the remaining gas demand so that non-market measures have to

be additionally introduced with a view, in particular, to safeguarding supplies of gas to protected customers

Protected Customers: (paragraph 5 of the Federal Emergency Plan for Security of Supply of Natural Gas) all residential and non-residential consumers connected to a gas distribution network.

Competent Authority: (Security of Supply Regulation) the National Governmental Authority (in French “La Direction générale de l’Energie”, in Dutch “Algemene Directie Energie”) designated by the Member State in article 15/13 §6 of the Belgian Gas Act to be responsible for ensuring the implementation of the measures set out in the Security of Supply Regulation.

Security of Supply Regulation: Regulation (EU) No 994/2010 Of the European Parliament and of the Council of 20 October 2010 concerning the measures to safeguard security of gas supply and repealing Council Directive 2004/67/EC.

Shut-off plan: (in French “Plan de Délestage”, in Dutch “Afschakelplan” as intended in Art. 136 of Code of Conduct) the plan that is part of the Plan for Incident Management and contains the measures and obligations of Grid Users or certain categories of End Users to reduce or stop their consumption within certain limits or for a specific purpose, and the measures and obligations of the Transmission System Operator to interrupt or constrain specific End Users according to the priorities determined in paragraph 4.3.1. of this Attachment and in paragraph 7.1.2 of the Federal Emergency Plan for Security of Supply of Natural Gas and measures determined in paragraph 7.1.3 of the Federal Emergency Plan for Security of Supply of Natural Gas. These measures can be applied on the entire Transmission Grid or certain parts and zones of the Transmission Grid, taking the location of the Incident, level of prevention and security and the impact of the measures on the System Integrity c.q. the safeguarding of security of supply to Protected Customers into account.

3. First-response phase

The Transmission System Operator continuously monitors events and market patterns in order to safeguard the System Integrity in accordance with the Code of Conduct and to determine the crisis level according to paragraph 5 of the Federal Emergency Plan for Security of Supply of Natural Gas. In addition, the Competent Authority can request the Transmission System Operator to activate one of the crisis levels based on, amongst others, information received for other European Institutions.

The Grid User, Adjacent Transmission System Operators, End Users, National Regulatory Authority, Competent Authority or any other party will inform the Transmission System Operator when confronted with any event that may affect the System Integrity of the Transmission Grid of the Transmission System Operator, including any failure or event upstream or downstream which may possibly affect the inflow or outflow of natural gas in the Transmission Grid of the Transmission System Operator. If possible, the Grid User, Adjacent Transmission System Operator, End Users, National Regulatory Authority, Competent Authority or any other party provides details about the location of the event, the amount of natural gas impacted, impact on the security of supply, etc.

Based on the information available to the Transmission System Operator, the Transmission System Operator can, in case of an event, activate the Plan for Incident Management. During this first-response phase, the Transmission System Operator performs an assessment of the impact of the event and, as the case may be, activates the appropriate crisis level of the Plan for Incident Management (Early Warning Level, Alert Level or Emergency Level).

The crisis levels, and the corresponding measures, can be applied on the entire Transmission Grid (for High and Low Calorific Gas) or on certain parts of the Transmission Grid taking the following criteria into account:

- the location of the Incident;
- level of prevention and security;
- impact of the measures on the System Integrity c.g. safeguarding the Security of Supply to Protected Customers.

For the sake of clarity, this Plan for Incident Management can also be activated in case of a local Incident without the necessity to activate the Federal Emergency Plan.

In accordance with article 35 of the Code of Conduct, the Transmission System Operator is responsible for safeguarding the system integrity of the Transmission Grid and can decide to activate the Plan for Incident Management to cope with incidents as specified in the Code of Conduct.

In case of an incident as specified in the Federal Emergency Plan for Security of Supply of Natural Gas, the Competent Authority can request the Transmission System Operator to activate the Plan for Incident Management according to the Federal Emergency Plan for Security of Supply of Natural Gas.

4. Incident management: crisis levels

Upon declaring a crisis level, all measures available in the respective level and previous crisis levels can be applied according to a cost-effective ranking.

4.1. Early Warning Level

The Early Warning Level of the Plan for Incident Management will be activated by the Transmission System Operator based on the assessment of the event during the first-response phase.

Without prejudice to the assessment during the first-response phase, the Early Warning Level will in general be activated when, based on signals endangering the System Integrity and resulting forecasts, the operation of the Transmission Grid c.q. the security of natural gas supply situation is under stress.

4.1.1. Measures

During the Early Warning Level the nominations of the Grid Users within their firm capacity remain guaranteed.

During the Early Warning Level, the Grid Users confronted with an event will reshuffle their nominations in order to safeguard their Balancing Position in the integrated market, taking the Operating Procedures into account as described in Attachment C.1 of the Access Code - the Operating Procedures , and may, amongst others, encourage their end customers to consume less.

In addition, the Transmission System Operator may modify the Market Threshold, as described in Attachment A of the Access Code.

When, because of an event or a supply disruption at a Physical Interconnection Point, in the Transmission Grid, or up- or downstream, or overload of the Transmission Grid the nominations of the Grid Users at one or several Interconnection Points can no longer be fulfilled within their interruptible capacity, the Transmission System Operator is entitled to interrupt such capacity in order to reflect the situation to the Grid User's Capacity and enable the Grid Users to react to the event, according to Attachment C.1 of the Access Code - the Operating Procedures.

During the Early Warning Level, the Transmission System Operator will deploy its own operational means reserved for safeguarding the Transmission Grid, such as, amongst others, reserved linepack and/or the Transmission System Operator's Gas In Storage in the Loenhout Storage Facility and/or the LNG Terminal.

Further, the Transmission System Operator can use, in coordination with the concerned Adjacent Transmission Operator, its Operational Balancing Agreements with the adjacent Transmission System Operators.

The Transmission System Operator is entitled to adapt maintenance works which can improve the System Integrity c.q. the security of supply of natural gas to Protected

Customers in particular, after communicating and respecting the agreements made with End Users, Grid Users and Adjacent Transmission System Operators, including the Luxembourg Transmission System Operator.

As described in the Security of Supply Regulation and the Federal Emergency Plan for Security of Supply of Natural Gas, market-based balancing principles remain applicable during the Early Warning Level

4.1.2. Reporting obligations regarding the Early Warning Level

Given the market-based balancing principles remain applicable during the Early Warning Level, all reporting obligations to the Grid Users to safeguard their individual Grid User Balancing Position and keep track of the Market Balancing Position will be applied as described in the Attachment C1 of the Access Code - the Operating Procedures.

For sake of clarity, only the reporting obligations related to the Early Warning Level are given special attention in this section.

Interconnection Point Interruption

When there is the necessity to interrupt the interruptible capacity at a considered Interconnection Point in the entry or exit direction, Transmission System Operator will send a revised “Transporter’s Daily Transport Notice” (TDT) to the Grid User with the revised confirmations, according to Attachment C.1^{BE} of the Access Code - the Operating Procedures.

Maintenance works

In case the Transmission System Operator decides to adapt planned maintenance works that impacted certain Grid Users, End Users and/or Adjacent Transmission System Operators, these impacted parties are contacted by Telephone and a fax is sent with the written confirmation.

Register of interruptions and reductions

When The Transmission System Operator decides to interrupt the interruptible capacity at a certain Interconnection Point, The Transmission System Operator keeps track of this interruption in the “register of interruptions and reductions” as specified in Art 137§3 of the Code of Conduct.

Publication of interruptions

Interruptions of the interruptible capacity at a certain Interconnection Point are published on the Electronic Data Platform.

Register of Incidents in Early Warning Level

The Transmission System operator keeps track of the Incidents amounting to Early Warning Level. Every trimester the Transmission System Operator sends this register to the Competent Authority and National Regulatory Authority.

4.2. Alert Level

The Alert Level of the Plan for Incident Management will be activated by the Transmission System Operator based on the assessment during the first-response phase, on request of the Competent Authority or when the measures applied during the Early Warning Level are deemed insufficient to safeguard the System Integrity c.q. the security of natural gas supply to Protected Customers.

Without prejudice to the assessment during the first-response phase, the Alert Level will in general be activated when the duration of an event is not known in advance and, based on the forecast, the System Integrity c.q. the security of natural gas supply to Protected Customers is at risk, but market-based mechanisms, together with some measures at the disposal of the Transmission System Operator for operational network balancing, are deemed to be sufficient to overcome the Incident.

4.2.1. Measures

As described in the Security of Supply Regulation and Federal Emergency Plan for Security of Supply of Natural Gas, the market-based balancing principles remain applicable during the Alert level. However, the Transmission System Operator has some additional measures at his disposal in order to reflect the situation to the Grid User's Capacity and enable the Grid Users to react to the event.

The measures at the disposal of the Transmission System Operator can only be invoked after the relevant measures of the Early Warning Level have been applied.

When, because of an event of supply disruption at the Interconnection Point, in the Transmission Grid, or up- or downstream, the nominations of the Grid Users at one or several Interconnection Points can no longer be fulfilled within their firm capacity, the Transmission System Operator is entitled to enter a constraint on such capacity, as described by the Interconnection Point Constraint in Attachment C.1 of the Access Code - the Operating Procedures, in order to reflect the situation to the Grid User's Capacity and Market Balancing Position and enable the Grid Users to react to the event.

During Alert Level, the Transmission System Operator will deploy its own operational means, if any, reserved for incident management of the Transmission Grid, such as Transmission System Operator's Gas in Storage in the LNG Terminal.

The Transmission System Operator may request further assistance from Adjacent Transmission System Operators, including the Luxembourg Transmission System Operator, if this is deemed necessary and possible.

In addition, in case of Alert Level, may the Transmission System Operator request Grid Users to alter their Nominated Quantities as far as possible in order to safeguard the System Integrity c.q. the security of natural gas supply to Protected Customers in particular.

Finally, the Transmission System Operator is entitled, in this phase of Alert Level, to proactively initiate the purchase or sale of natural gas.

4.2.2. *Reporting obligations regarding the Alert Level*

Interconnection Point Constraint

When there is the necessity to constrain the firm capacity at a considered Interconnection Point in the entry or exit direction, Transmission System Operator will send a revised “Transporter’s Daily Transport Notice” (TDT) to the Grid User with the revised confirmations, according to Attachment C.1 of the Access Code - the Operating Procedures.

Register of interruptions and reductions

When Transmission System Operator decides to constraint the firm capacity at a certain Interconnection Point, The Transmission System Operator keeps track of this constraint in the “register of interruptions and reductions” as specified in Art 137§3 of the Code of Conduct.

Register of Incidents in Alert Level

The Transmission System operator keeps track of the Incidents amounting to Alert Level. Every month the Transmission System Operator sends this register to the Competent Authority and National Regulatory Authority.

4.3. Emergency Level

The Emergency Level of the Plan for Incident Management will be activated by the Transmission System Operator based on the assessment during the first-response phase, on request of the Competent Authority, or when the measures applied during the Alert Level are deemed insufficient to safeguard the System Integrity, c.q. the security of natural gas supply to Protected Customers in particular.

Without prejudice to the assessment during the first-response phase the Emergency Level will in general be activated in case all relevant market-based measures are deemed insufficient to guarantee the System Integrity to meet the remaining gas demand, c.q. the security of natural gas supply to Protected Customers in particular, and the Transmission System Operator has to introduce non-market based measures to safeguard the System Integrity c.q. the security of natural gas supply to Protected Customers.

4.3.1. Measures

During the phase of Emergency Level, market-based measures, as described in the Security of Supply Regulation, are no longer sufficient and the Transmission System Operator is entitled, after notification to the Competent Authority, to apply non-market based measures to safeguard the System Integrity or to safeguard the security of supply of natural gas as specified in the Federal Emergency Plan for Security of Supply of Natural Gas.

The measures at the disposal of the Transmission System Operator can only be invoked after the relevant measures of the Alert Level have been applied.

In case of an error or negligence of one or more Grid Users impacting the System Integrity c.q. the security of natural gas supply to Protected Customers in particular, the Transmission System Operator may suspend the right to use the ZTP Notional Trading Services for such Grid User.

The Transmission System Operator may, in case of an Incident amounting to the Emergency Level, activate the Shut-off plan (after notification to the Competent Authority) in order to safeguard the System Integrity or to respond to the request of the Competent Authority in favour of the security of natural gas supply (to safeguard the security of natural gas supply to Protected Customers in particular). This Shut-off plan can be applied on the entire Transmission Grid or parts or zones of the Transmission Grid taking the location of the Incident, level of prevention and security and the impact of the measures on the System Integrity c.q. the security of natural gas supply to Protected Customers in particular into account.

As described in paragraph 7.1.1 of the Federal Emergency Plan for Security of Supply of Natural Gas and upon activation of the Shut-off plan, the Transmission System Operator shall in any case, being shut-off or reduction, within the categories below, to the extent possible, strive for the most efficient and fastest solution, to safeguard the security of supply to all end users as long as possible.

As described in paragraph 7.1.3 of the Federal Emergency Plan for Security of Supply of Natural Gas, the effectiveness of the measure will be taken into account when reducing the exit capacity to end users and this only to the extent the measure has an effect on safeguarding the security of natural gas supply to Protected Customers.

As described in paragraph 7.1.2 of the Federal Emergency Plan for Security of Supply of Natural Gas, The Transmission System Operator will pursue the following priorities of the Shut-off plan in case of shortage of Natural Gas:

1. The Transmission System Operator may interrupt the interruptible capacity on all exit Interconnection Points, according to the Interconnection Point Interruption described in Attachment C.1 of the Access Code - the Operating Procedures.
2. The Transmission System Operator may interrupt the interruptible capacity on the Quality Conversion Point, according to the Interconnection Point

- Interruption described in Attachment C.3 of the Access Code - the Operating Procedures for Quality Conversion Services.
3. The Transmission System Operator may interrupt the interruptible capacity on the domestic exit points, according to the End User Domestic Exit Point Interruption as described in of Attachment C.1 of the Access Code - the Operating Procedures.
 4. The Transmission System Operator is entitled to enter an Imbalance Constraint on the Belgian Transmission Grid, according to the Imbalance Constraint Procedure described in Attachment C.1 of the Access Code - the Operating Procedures. This constraint will limit the Nominated Exit Quantities at the Interconnection Points within the Grid User's Firm Capacity according to the priority described in Attachment C.1 of the Access Code - the Operating Procedures. For sake of clarity: physical flows on Interconnection Points with the Adjacent Transmission System Operator of the BeLux area will be treated similarly, taking the level of Protected Customers of the Transmission Grid of the Adjacent Transmission System Operator into account.
 5. Without prejudice to endangering the supply to the protected customers, the Transmission System Operator is entitled to enter a constraint on the Grid User's Firm capacity at the Quality Conversion Point, according to the Interconnection Point Constraint in Attachment C.3 of the Access Code - the Operating Procedures for Quality Conversion Services.
 6. Transmission System Operator has the right to use (part of) the Gas in Storage granted to the Storage System Operator by the Subscribers of the Standard Storage Agreement, as imposed by the Competent Authority in order to comply with the obligation to safeguard the supply to protected customers as described in the Belgian Gas Act.
 7. The Transmission System Operator shall have the right to request the End Users to immediately reduce its off take, as described in the Connection Agreement and Attachment C.2 of the Access Code, pursuing the priority defined in paragraph 7.1.3 of the Federal Emergency Plan for Security of Supply of Natural Gas. The End User shall use its best efforts to respond to this request. In this case, the Transmission System Operator will constrain the nominated quantities of the Grid User to the End User, as described in Attachment C.1 of the Access Code - the Operating Procedures and Attachment C.2 of the Access Code.

In the event that the End User does not respond to such request of the Transmission System Operator to immediately reduce the required quantity of off take, the Transmission System Operator has the right to physically reduce the required amount necessary under the emergency conditions.

As last resort, the Transmission System Operator has the right to reduce or shut-off the capacity services on the connection point to the Protected Customers.

The Transmission System Operator will pursue the following priorities in case of excess of Natural Gas:

1. The Transmission System Operator may interrupt the interruptible capacity on all entry Interconnection Points, according to the Interconnection Point Interruption described in Attachment C.1 of the Access Code - the Operating Procedures
2. The Transmission System Operator may enter a constraint on the Grid User's Firm Capacity on one or several Interconnection Points, according to the Interconnection Point Constraint described in Attachment C.1 of the Access Code - the Operating Procedures.

4.3.2. Reporting obligations regarding the Emergency Level

The Transmission System Operator will inform the Competent Authority and the National Regulatory Authority when the Emergency Level of the Plan for Incident Management has been declared and measures have to be applied.

In addition, the Transmission System Operator will inform the Grid Users, End Users and Distribution Grid Operators of the causes and estimated duration of this Emergency Level and the possible consequences for their respective Transmission Services.

Interconnection Point Interruption

When there is the necessity to interrupt the interruptible capacity at a considered Interconnection Point exit direction, Transmission System Operator will send a revised "Transporter's Daily Transport Notice" (TDT) to the Grid User with the revised confirmations, according to Attachment C.1 of the Access Code - the Operating Procedures.

Interconnection Point Interruption on the Quality Conversion Point

When there is the necessity to interrupt the interruptible capacity at a Quality Conversion Point exit direction, Transmission System Operator will send a revised "Transporter's Daily Transport Notice" (TDT) to the Grid User with the revised confirmations, according to Attachment C.3 of the Access Code - the Operating Procedures for Quality Conversion Services.

End User Domestic Exit Point Interruption

When there is the necessity to interrupt the interruptible capacity at a Domestic Exit Point in the exit direction, Transmission System Operator will send a revised "Transporter's Daily Transport Notice" (TDT) to the Grid User with the revised confirmations, according to Attachment C.1 of the Access Code - the Operating Procedures.

Imbalance Constraint on the Belgian Transmission Grid

When there is the necessity to enter an Imbalance constraint and by consequence limiting the Firm Exit Capacity at the Interconnection Points, the Transmission System Operator will send revised "Transporter's Daily Transport Notices" (TDT) to

the Grid Users with the revised confirmations, according to Attachment C.1 of the Access Code - the Operating Procedures.

Interconnection Point Constraint on the Quality Conversion Point

When there is the necessity to constrain the exit firm capacity at the Quality Conversion Point, Transmission System Operator will send a revised “Transporter’s Daily Transport Notice” (TDT) to the Grid User with the revised confirmations, according to Attachment C.3 of the Access Code - the Operating Procedures for Quality Conversion Services.

Offtake reduction request at Domestic Exit Point

When there is the necessity to request the End User to reduce its offtake, the Transmission System Operator will send a notice to the End User with its requested offtake reduction, according to the Connection Agreement and Attachment C.2 of the Access Code – the Operating Rules for Interruption and Constraint of End User Domestic Exit Point.

End User Domestic Exit Point Constraint

When there is the necessity to constrain the exit firm capacity at a Domestic Exit Point, Transmission System Operator will send a revised “Transporter’s Daily Transport Notice” (TDT) to the Grid User with the revised confirmations, according to Attachment C.2 of the Access Code –the Operating Rules for Interruption and Constraint of End User Domestic Exit Point.

Register of interruptions and reductions

When Transmission System Operator decides to interrupt the interruptible capacity or constrain the firm capacity at one or several Interconnection Points, the Quality Conversion Point and/or Domestic Exit Points, the Transmission System Operator keeps track of this constraint in the “register of interruptions and reductions” as specified in Art 137§3 of the Code of Conduct.

Register of Incidents in Emergency Level

The Transmission System operator keeps track of the Incidents amounting to Emergency Level.

5. Recovery

When the interruptions and constraints applied are not longer required, the Transmission System Operator shall lift the interruptions and constraints at the concerned point, as described in paragraph 9 of the Federal Emergency Plan for Security of Supply of Natural Gas. He will pursue the inverse sequence as applied and will prioritize the sequence of recovery (within each category) according to the most efficient and fastest solution, taking the necessary safety measures and System

Integrity c.q. the security of natural gas supply to Protected Customers in particular into account. The Transmission System Operator will inform the impacted Grid Users, End Users and Adjacent Transmission System Operators as described in the operating procedures.

In addition, the Transmission System Operator will inform the Competent Authority and National Regulatory Authority when the Emergency Level of the Plan for Incident Management has been lifted.



~~**ACCESS CODE FOR TRANSMISSION**~~

~~**Attachment G:**~~

~~**Forms**~~

Table of contents

Table of contents	2
G.1. Services Request Forms	3
1.1 G.1a Services Request Form for Entry at Interconnection Points	3
1.2 G.1b Services Request Form for Exit at Interconnection Points	4
1.3 G.1c Services Request Form for Exit at End User Domestic Exit Points	5
1.4 G.1d Services Request Form for Operational Capacity Usage Commitments	6
1.5 G.1e Services Request Form for Wheeling Services	7
1.6 G.1f Services Request Form for Zee Platform Services	8
1.7 G.1g Services Request Form for Direct Line Services	9
1.8 G.1h Services Request Form for Cross Border Delivery Services	10
1.9 G.1i Services Request Form for Fix/Flex Rate Type at End User Domestic Exit Points	11
1.10 G.1j Services Request Form for Calendar Day Regime at End User Domestic Exit Points	12
1.11 G.1k Services Request Form for Quality Conversion Services	13
1.12 G.1l Services Request Form for ZTP Trading Services	14
1.13 G.1m Services Request Form for Capacity Conversion Service	15
G.2. Services Confirmation Form	16
G.3. Assignment Form	17
G.4. Allocation Agreement	18
G.5. Form of Capacity Pooling Agreement	19
G.6 Grid User Details Form	26
G.7 TSO Details Form	29
G.8. Oversubscription and Buy Back (CMP)	31
G.8a Notification of Buy Back	31
G.8b Capacity Buy Back Offer	32
G.8c Result Capacity Buy Back Offer	33
G.9 Surrender of Capacity	34
G.10. Imbalance Pooling Form	35

G.1. Services Request Forms

1.1 G.1a Services Request Form for Entry at Interconnection Points



Fluxys SA - Commercial Direction
Avenue des Arts 31 - B-1040 Brussels
Phone: +32 (0)2 282 77 77 - Fax +32 (0)2 282 02 50
info.transport@fluxys.com

G.1a - Services Request Form

GRID USER :

Company Name:	Date Request:
Contact person:	
Phone:	STA Ref:
Mobile:	
E-mail:	Your Ref:

ENTRY

Interconnection Point	Quantity (kWh/h)	Start date	End date
		(dd/mm/yyyy)	
Interconnection Point	Quantity (kWh/h)	Start date	End date
		(dd/mm/yyyy)	
Interconnection Point	Quantity (kWh/h)	Start date	End date
		(dd/mm/yyyy)	
Interconnection Point	Quantity (kWh/h)	Start date	End date
		(dd/mm/yyyy)	
Interconnection Point	Quantity (kWh/h)	Start date	End date
		(dd/mm/yyyy)	

1.2 — G.1b — Services Request Form for Exit at Interconnection Points



Fluxys SA - Commercial Direction
Avenue des Arts 31 - B-1040 Brussels
Phone: +32 (0)2 282 77 77 - Fax +32 (0)2 282 02 50
info.transport@fluxys.com

G.1b - Services Request Form

GRID USER :

Company Name:	Date Request:
Contact person:	STA Ref:
Phone:	Your Ref:
Mobile:	
E-mail:	

EXIT AT INTERCONNECTION POINT

Interconnection Point	Quantity (kWh/h)	Start date	End date
		(dd/mm/yyyy)	

Interconnection Point	Quantity (kWh/h)	Start date	End date
		(dd/mm/yyyy)	

Interconnection Point	Quantity (kWh/h)	Start date	End date
		(dd/mm/yyyy)	

Interconnection Point	Quantity (kWh/h)	Start date	End date
		(dd/mm/yyyy)	

Interconnection Point	Quantity (kWh/h)	Start date	End date
		(dd/mm/yyyy)	

Interconnection Point	Quantity (kWh/h)	Start date	End date
		(dd/mm/yyyy)	

~~1.3 G.1c Services Request Form for Exit at End User Domestic Exit Points~~



Fluxys SA - Commercial Direction
 Avenue des Arts 31 - B-1040 Brussels
 Phone: +32 (0)2 282 77 77 - Fax +32 (0)2 282 02 50
info.transport@fluxys.com

G.1c - Transportation Request Form

GRID USER :

Company Name:	Date Request:
Contact person:	STA Ref:
Phone:	Your Ref:
Mobile:	
E-mail:	

End-User Domestic Exit Point

NAME END-USER DOMESTIC POINT	GEL REF	Quantity (kWh/h)	Start date (dd/mm/yyyy)	End date

~~1.4 G.1d Services Request Form for Operational Capacity Usage Commitments~~



Fluxys Belgium SA - Commercial Direction
Avenue des Arts 31 - B-1040 Brussels
Tél: +32 (0)2 282 77 77 - Fax +32 (0)2 282 02 50
info.transport@fluxys.com

G.1d - Service Request Form

GRID USER :

Company Name: Date Request:
 Contact person:
 Phone: STA Ref:
 Mobile:
 E-mail:

OCUC

AUCTION IP	AUCTION REF	AUCTION PERIOD		Quantity (kWh/h)	OCUC
		Start date	End date		
		<i>(dd/mm/yyyy)</i>			
Entry	AUC-				
Exit	AUC-				

AUCTION IP	AUCTION REF	AUCTION PERIOD		Quantity (kWh/h)	OCUC
		Start date	End date		
		<i>(dd/mm/yyyy)</i>			
Entry	AUC-				
Exit	AUC-				

AUCTION IP	AUCTION REF	AUCTION PERIOD		Quantity (kWh/h)	OCUC
		Start date	End date		
		<i>(dd/mm/yyyy)</i>			
Entry	AUC-				
Exit	AUC-				

AUCTION IP	AUCTION REF	AUCTION PERIOD		Quantity (kWh/h)	OCUC
		Start date	End date		
		<i>(dd/mm/yyyy)</i>			
Entry	AUC-				
Exit	AUC-				

1.5 — G.1e — Services Request Form for Wheeling Services



Fluxys Belgium SA - Commercial Direction
 Avenue des Arts 31 - B-1040 Brussels
 Phone: +32 (0)2 282 77 77 - Fax +32 (0)2 282 02 50
info.transport@fluxys.com

G.1e - Service Request Form

GRID USER :

Company Name: Date Request:
 Contact person:
 Phone: STA Ref:
 Mobile:
 E-mail:

WHEELING

	AUCTION IP	AUCTION REF	AUCTION PERIOD		Quantity (kWh/h)	WHEELING
			Start date	End date		
			(dd/mm/yyyy)			

Entry		AUC-			
Exit		AUC-			

	AUCTION IP	AUCTION REF	AUCTION PERIOD		Quantity (kWh/h)	WHEELING
			Start date	End date		
			(dd/mm/yyyy)			

Entry		AUC-			
Exit		AUC-			

	AUCTION IP	AUCTION REF	AUCTION PERIOD		Quantity (kWh/h)	WHEELING
			Start date	End date		
			(dd/mm/yyyy)			

Entry		AUC-			
Exit		AUC-			

	AUCTION IP	AUCTION REF	AUCTION PERIOD		Quantity (kWh/h)	WHEELING
			Start date	End date		
			(dd/mm/yyyy)			

Entry		AUC-			
Exit		AUC-			

1.6 — G.1f — Services Request Form for Zee Platform Services



Fluxys SA - Commercial Direction
Avenue des Arts 31 - B-1040 Brussels
Phone: +32 (0)2 282 77 77 - Fax +32 (0)2 282 02 50
info.transport@fluxys.com

G.1f - Services Request Form

GRID USER :

Company Name: Date Request:
Contact person:
Phone: STA Ref:
Mobile: Your Ref:
E-mail:

ZEE PLATFORM

	Points	Start date (dd/mm/yyyy)
1		
2		
3		
4		

1.7 — G.1g — Services Request Form for Direct Line Services



G.1g - Transportation Request Form

GRID USER :

Company Name:	Date Request:
Contact person:	STA Ref:
Phone:	
Mobile:	
E-mail:	

DIRECT LINE

DIRECT LINE	Quantity (kWh/h)	Start date (dd/m.m/yyyy)	End date (dd/m.m/yyyy)	
DIRECT LINE	Quantity (kWh/h)	Start date (dd/m.m/yyyy)	End date (dd/m.m/yyyy)	
DIRECT LINE	Quantity (kWh/h)	Start date (dd/m.m/yyyy)	End date (dd/m.m/yyyy)	
DIRECT LINE	Quantity (kWh/h)	Start date (dd/m.m/yyyy)	End date (dd/m.m/yyyy)	
DIRECT LINE	Quantity (kWh/h)	Start date (dd/m.m/yyyy)	End date (dd/m.m/yyyy)	

~~1.8—G.1h—Services Request Form for Cross Border Delivery Services~~



Fluxys Belgium SA - Commercial Direction
Avenue des Arts 31 - B-1040 Brussels
Phone: +32 (0)2 282 77 77 - Fax +32 (0)2 282 02 50
info.transport@fluxys.com

G.1h - Services Request Form

GRID USER :

Company Name: Date Request:
Contact person: STA Ref:
Phone:
Mobile:
E-mail:

Entry and associated Cross Border Delivery Service

Interconnection Point	Quantity (kWh/h)	Start date	End date
Dunkirk LNG Terminal (DKB) Entry		(dd/mm/yyyy)	

OCUC and associated Cross Border Delivery Service

OCUC	Quantity (kWh/h)	Start date	End date
OCUC Dunkirk LNG Terminal - Zeebrugge		(dd/mm/yyyy)	

1.9—G.1i— Services Request Form for Fix/Flex Rate Type at End User Domestic Exit Points



G.1i - Services Request Form

GRID USER :

<p>Company Name: ▶</p> <p>Contact person: ▶</p> <p>Phone: ▶</p> <p>Mobile: ▶</p> <p>E-mail: ▶</p>	<p>Date Request: ▶</p> <p>STA Ref: ▶</p>
--	--

End-User Domestic Exit Point

END-USER DOMESTIC POINT	Quantity (kWh/h)	Start date (dd/m.m/yyyy)	# calendar years	Fix Flex Rate Type
				└┘
				└┘
				└┘
				└┘
				└┘

* Note that the Fix/Flex Rate Type can only be attributed if all Grid Users active on the same End User Domestic Exit Point XP request the Fix/Flex Rate Type for the considered calendar year

1.10 G.1j Services Request Form for Calendar Day Regime at End User Domestic Exit Points



G.1j - Services Request Form

GRID USER :

Company Name:		Date Request:	
Contact person:		STA Ref:	
Phone:			
Mobile:			
E-mail:			

End-User Domestic Exit Point

END-USER DOMESTIC POINT	Start date (dd/mm/yyyy)	# Calendar years	Calendar Day Regime
			┌┐
			┌┐
			┌┐
			┌┐
			┌┐

* Note that the Calendar Day Regime can only be attributed if all Grid Users active on the same End User Domestic Exit Point request the Calendar Day Regime for the considered calendar year

1.11 G.1k Services Request Form for Quality Conversion Services



Fluxys Belgium SA - Commercial Direction
Avenue des Arts 31 - B-1040 Brussels
Phone: +32 (0)2 282 77 77 - Fax +32 (0)2 282 02 50
info.transport@fluxys.com

G.1k - Services Request Form

GRID USER :

Company Name: Date Request:
 Contact person: STA Ref:
 Phone:
 Mobile:
 E-mail:

Peak Load Quality Conversion bundles H -> L

Requested number of Standard Bundled Units (SBU's)	Start date	End date
	<i>(dd/mm/yyyy)</i>	

Base Load Quality Conversion Service H -> L

Quantity(kWh/h)	Start date	End date
	<i>(dd/mm/yyyy)</i>	

Seasonal Load Quality Conversion Service H -> L

Quantity(kWh/h)	Start date	End date
	<i>(dd/mm/yyyy)</i>	

Quality Conversion Service L -> H

Quantity(kWh/h)	Start date	End date
	<i>(dd/mm/yyyy)</i>	

1.12 G.11 Services Request Form for ZTP Trading Services



Fluxys Belgium SA - Commercial Direction
Avenue des Arts 31 - B-1040 Brussels
Phone: +32 (0)2 282 77 77 - Fax +32 (0)2 282 02 50
info.transport@fluxys.com

G.11 - Service Request Form

GRID USER :

Company Name: Date Request:
Contact person: STA Ref:
Phone:
Mobile:
E-mail:

ZTP Trading Services

ZTP Trading Services	Yes/no	Start Date(*)
		(dd/mm/yyyy)
ZTP Physical Trading Services		
ZTP Notional Trading Services		
ZTPL Notional Trading Services		

(*) The services are subscribed for an unlimited duration, as of Start Date

1.13 G.1m Services Request Form for Capacity Conversion Service



Fluxys Belgium SA - Commercial Direction
 Avenue des Arts 31 - B-1040 Brussels
 one: +32 (0)2 282 77 77 - Fax +32 (0)2 282 02 50
info.transport@fluxys.com

G.1m - Service Request Form for Capacity Conversion Service

GRID USER :

Company Name: <input type="text"/>	Date Request: <input type="text"/>
Contact person: <input type="text"/>	STA Ref: <input type="text"/>
Phone: <input type="text"/>	
Mobile: <input type="text"/>	
E-mail: <input type="text"/>	

Case 1 - Conversion Unbundled Capacity at Fluxys Belgium's side

BOOKED IP		REFERENCE Booked Services (AUC-0000000 or SRV-000000)	SERVICE PERIOD*		Converted Quantity (kWh/h)
			Start date	End date	
Dir.	IP		(dd/mm/yyyy)		
New Bundled Capacity contract details (Entry, Exit)					
Existing Unbundled Capacity contract details (Entry, Exit, OCUC or Wheeling)					

* Must be equal to the standard product (Yearly, Quarterly or Monthly) as acquired on PRISMA

Case 2 - Conversion of Unbundled Capacity at Adjacent TSO's side

BOOKED IP		REFERENCE Booked Services	SERVICE PERIOD		Converted Quantity (kWh/h)
			Start date	End date	
Dir.	IP		(dd/mm/yyyy)		
Existing Unbundled Capacity contract details at the Adjacent TSO**					
Unbundled Capacity contract details at Fluxys Belgium's side (Entry, Exit, OCUC or Wheeling)**					

** Fluxys Belgium is not responsible for checking the correctness of this information

*** To be filled with Fluxys Belgium's reference to convert existing unbundled Services.
 Left blank to convert with additional capacity – subject to availability

G.2. Services Confirmation Form



The fluxys.com website is only a reference page, it does not constitute a contract. The Fluxys.com website shall be considered as a part of the Standard Transmission Agreement and shall be subject to all provisions of the Standard Transmission Agreement.
 Please note that the information with regard to the tariff in this document, is indicative in nature and the currently applicable Regulated Tariff. To complete an order, all the tariffs available on www.fluxys.com/belgium.

Service Confirmation Form	
CRIC USER	
STANDARD TRANSMISSION AGREEMENT	
REFERENCE	
DATE	

FACTORY

Reference	Interconnection Point	Direction	Bridge Code	Capacity Type	Rate Type	Service Period	Quantity (MVAh)	Price (€/MVAh)

PORT AT SYSTEM DISPOSITION POINT

Reference	Interconnection Point	Direction	Bridge Code	Capacity Type	Rate Type	Service Period	Quantity (MVAh)	Price (€/MVAh)

PORT AT REGULATED DISPOSITION POINT

Reference	Interconnection Point	Direction	Bridge Code	Capacity Type	Rate Type	Service Period	Quantity (MVAh)	Price (€/MVAh)	HP	LD	ODD	ODPE

DC LIC

Reference	Interconnection Point	Direction	Bridge Code	Capacity Type	Rate Type	Service Period	Quantity (MVAh)	Price (€/MVAh)

SHIPPINGS

Reference	Interconnection Point	Direction	Bridge Code	Capacity Type	Rate Type	Service Period	Quantity (MVAh)	Price (€/MVAh)

SHIPPINGS

Reference	Interconnection Point	Direction	Bridge Code	Capacity Type	Rate Type	Service Period	Quantity (MVAh)	Price (€/MVAh)

DIRECT SUPPLY

Reference	Connection Point	Direction	Bridge Code	Capacity Type	Rate Type	Service Period	Quantity (MVAh)	Price (€/MVAh)

Direct Supply Delivery Services

Reference	Interconnection Point	Direction	Capacity Type	Rate Type	Service Period	Quantity (MVAh)
	Direct Supply Delivery Services DDC	Entry	Flow	Yearly		

HUB SERVICES

Hub Services Fee or Regulated Tariff
 (published on www.fluxys.com/belgium)

HUB SERVICES	Start Date

GridUw, duly represented by

Date: _____
 Name: _____
 Position: _____
 Signature: _____

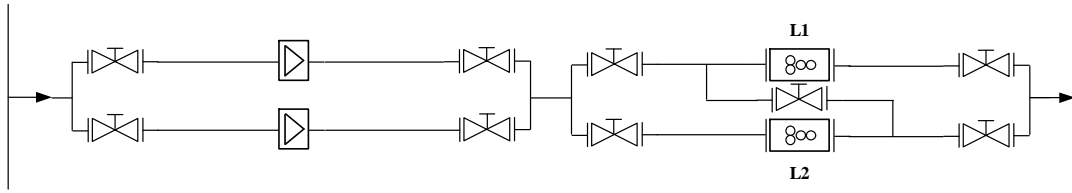
Date: _____
 Name: _____
 Position: _____
 Signature: _____

Fluxys Belgium SA, duly represented by

Date: _____
 Name: _____
 Position: _____
 Signature: _____

Date: _____
 Name: _____
 Position: _____
 Signature: _____

G.4. Allocation Agreement

ALLOCATION AGREEMENT		
Supply Point : XXXX	Period: xx/xx/xxxx – xx/xx/xxxx	
		
<p><i>The aggregated offtakes at lines L1 and L2 will be allocated at 100 % to the Grid User YYYYYYY</i></p>		
<u>For Grid User: YYYYYYY</u>	<u>For Transporter</u>	<u>For End Consumer</u>
Date:	Date:	Date:
Name:	Name:	Name:

G.5. Form of Capacity Pooling Agreement

~~Capacity Pooling Agreement~~

Nr- [●]

Between- [●]

[●]

[●]

~~[TO BE COMPLETED WITH MORE PARTIES IF NEED BE]~~

This ~~Capacity Pooling Agreement~~ (the ~~“Capacity Pooling Agreement”~~) is made between:

(1)~~FLUXYS BELGIUM NV/SA~~, a company incorporated in Belgium, having its registered office at Avenue des Arts 31, 1040 Brussels, Belgium, registered at the Register for Legal Entities (RPR/RPM) under number 0402.954.628;

hereinafter referred to as ~~“the TSO”~~;

AND:

(2)~~[COMPANY 1]~~, a company incorporated in [COUNTRY/STATE], having its registered office at [ADDRESS], registered with the [COMPANY REGISTER] under number [NUMBER];
— hereinafter referred to as ~~“[●]”~~;

AND:

(3)~~[COMPANY 2]~~, a company incorporated in [COUNTRY/STATE], having its registered office at [ADDRESS], registered with the [COMPANY REGISTER] under number [NUMBER];
— hereinafter referred to as ~~“[●]”~~;

AND:

(4)~~[COMPANY 3]~~, a company incorporated in [COUNTRY/STATE], having its registered office at [ADDRESS], registered with the [COMPANY REGISTER] under number [NUMBER];
— hereinafter referred to as ~~“[●]”~~.

To the above parties may hereinafter be collectively referred to as the ~~“Parties”~~ and individually as a ~~“Party”~~.

WHEREAS:

~~(A) [●], [●], [●] and [●] have each executed a Standard Transmission Agreement (STA) with the TSO.~~

~~(B) The Parties wish to pool the capacities they have subscribed to under their Standard Transmission Agreements in respect of certain End User Domestic Exit Point, subject to and in accordance with the terms and conditions of this Capacity Pooling Agreement.~~

IN CONSIDERATION OF WHICH IT HAS BEEN AGREED THAT:

1. DEFINITIONS

~~Unless the context requires otherwise, capitalised terms in this Attachment G shall either have the meaning assigned to them in the Standard Transmission Agreement or shall have the following meaning:~~

~~“Capacity Pooling Fee” shall mean the fees due to the TSO by the Parties to this Agreement, other than the TSO for the services provided by the TSO under this Agreement, in accordance with Article 3 of this Capacity Pooling Agreement.~~

~~“Capacity Responsible Grid User” or “CRGU” shall mean, for a given End User Domestic Exit Point, the Party that assumes the role described under Article 2.3 of this Capacity Pooling Agreement.~~

~~“End Date” shall mean the date defined as such in Appendix 1 of this Capacity Pooling Agreement.~~

~~“Priority Allocated Grid User” or “PAGU” shall mean, for a given End User Domestic Exit Point, the Party that assumes the role described under Article 2.3 of this Capacity Pooling Agreement.~~

~~“Start Date” shall mean the date defined as such in Appendix 1 of this Capacity Pooling Agreement.~~

2. CAPACITY POOLING

~~2.1 This Capacity Pooling Agreement shall neither alter nor amend the terms and conditions of the STA, which shall remain fully applicable between their respective Parties.~~

~~2.2—For the purpose of this Capacity Pooling Agreement, Appendix 1 to this Capacity Pooling Agreement lists the respective roles and ranks each Party shall assume in respect of the listed End User Domestic Exit Points.~~

~~2.3—Subject to the conclusion of an Allocation Agreement and/or an amendment of an existing Allocation Agreement in respect of the End User Domestic Exit Point(s) listed in Appendix 1 to this Capacity Pooling Agreement, and subject to such Allocation Agreement remaining in full force during the entire term of this Capacity Pooling Agreement, it is agreed that for the End User Domestic Exit Point(s) listed in Appendix 1 to this Capacity Pooling Agreement, as from the Start Date until the End Date:~~

~~(i)—in accordance with the terms of this Capacity Pooling Agreement:~~

~~(a) the CRGU shall authorise the PAGU(s) to use all the MTSR subscribed by the CRGU on the relevant End User Domestic Exit Point(s); and,~~

~~(b) any PAGU shall authorise the CRGU and the other PAGU(s), if any, to use all the MTSR subscribed by such PAGU on the relevant End User Domestic Exit Points, if any;~~

~~(ii)—the PAGU(s) and the CRGU shall send Nominations in respect of a End User Domestic Exit Point and, if applicable, renominations to The TSO, according to the Operating Procedures of the ACT. It is not allowed that at a given hour, for a given End User Domestic Exit Point, the sum of the energy flow rates exceeds the sum of the Available MTSR for the CRGU and the PAGU(s) at this End User Domestic Exit Point. In case of such an exceeding the TSO shall have the right to first cap the last received Nomination of the CRGU, subsequently the last received Nomination of the PAGU(s) in decreasing rank order so that the sum of the CRGU and PAGU(s) Nominations' shall not exceed the sum of the available MTSR for the CRGU and PAGU(s) at this End User Domestic Exit Point;~~

~~(iii)—the CRGU and the PAGU(s) shall inform each other of their subscribed levels of MTSR at the End User Domestic Exit Point at the time of the Start Date of this Agreement and shall inform each other immediately of any changes of such level of MTSR during the entire period between the Start and End Date of this Agreement;~~

~~(iv)—in case the sum of Exit Energy Allocations of the CRGU and the PAGU(s) exceeds the sum of Available MTSR of the CRGU and the PAGU(s) at a End User Domestic Exit Point, the Exit Energy Incentives, which shall then be calculated based on the sum of the Exit~~

~~Energy Allocation of the CRGU and the PAGU(s) at this End User Domestic Exit Point, shall be due by the CRGU;~~

- ~~(v) notwithstanding the above, the CRGU and the PAGU(s) shall be liable vis-à-vis the TSO for the Incentive for Initial Exit Scheduling and Incentive for Last Exit Scheduling when applicable;~~
- ~~(vi) note that in case the Fix/Flex Rate Type is attributed on an End User Domestic Exit Point with an active Capacity Pooling Agreement, the CRGU will be responsible for the payment of the flex component based on the Running Hours of the whole End User Domestic Exit Point and therefore will receive access to the final Allocations of the individual PAGU(s); and,~~
- ~~(vii) the CRGU and the PAGU(s) are severally and jointly liable vis-à-vis the TSO in respect of the terms and conditions of this Capacity Pooling Agreement.~~

3. CAPACITY POOLING FEE

3.1 General

~~As from the Start Date, a Capacity Pooling Fee, expressed in Euros, shall be calculated and invoiced monthly by the TSO to each Party other than the TSO, according to the Regulated Tariffs as applicable from time to time.~~

3.2 Taxes

~~The Capacity Pooling Fee due under Article 3.1 is exclusive of any taxes, duties or levies of a similar nature. The TSO is entitled to add to the amounts due all taxes, duties or levies of a similar nature imposed on the TSO by any competent authority with respect to or affecting the services provided by the TSO under this Capacity Pooling Agreement (including but not limited to VAT, the levies of the CREG, excise or any taxes or levies whatsoever imposed by public authorities, but excluding taxes on income, profit and share capital).~~

4. TERM

~~This Capacity Pooling Agreement shall enter into force as from its execution by all Parties.~~

5. MISCELLANEOUS

~~Articles 6 (Invoicing and payment), 10 (Liability), 11 (Force Majeure), 18 (Changed Circumstances) and 20 (Disputes) of the STA, shall be applicable between the TSO and the other Parties in respect of their rights and obligations under this Capacity Pooling Agreement, but not between the Parties other than the TSO.~~

~~* * *~~

~~For The TSO:~~

~~Name:
Title:
Date:~~

~~Name:
Title:
Date:~~

~~For : [COMPANY 1]~~

~~Name:
Title
Date:~~

~~Name:
Title:
Date:~~

~~For : [COMPANY 2]~~

~~Name:
Title
Date:~~

~~Name:
Title:
Date:~~

~~For : [COMPANY 3]~~

~~Name:
Title
Date:~~

~~Name:
Title:
Date:~~

APPENDIX 1: Allocation Agreement for Capacity Pooling @ End User Domestic Exit Point Service

ALLOCATION AGREEMENT	
End User Domestic Exit Point: [XXX] GEL N°: [YYY] Node: [ZZZ]	Grid Users: CRGU: [●] PAGU with rank1: [●] PAGU with rank2: [●] PAGU with rankn: [●]
Period : Start Date: [dd/mm/yyyy] ————— End Date: [dd/mm/yyyy]	

~~[Picture of the End User End User Domestic Exit Point]~~

~~1. Priority Allocated Grid User rank 1:~~

~~If the aggregated hourly offtakes at lines [Relevant Lines of Node ZZZ] are higher than the confirmed nominated quantity of PAGU with rank 1 for the relevant hour, the hourly allocation to PAGU with rank 1 will be equal to the nominated quantity of PAGU with rank 1 for the relevant hour.~~

~~If the aggregated hourly offtakes at lines [Relevant Lines of Node ZZZ] are equal or below the confirmed nominated quantity of PAGU with rank 1 for the relevant hour, the hourly allocation to PAGU with rank 1 will be equal to the aggregated hourly offtakes at lines [Relevant Lines of Node ZZZ] for the relevant hour.~~

~~2. Priority Allocated Grid User rank n:~~

~~If the aggregated hourly offtakes at lines [Relevant Lines of Node ZZZ] are higher than the sum of the confirmed nominated quantities of PAGU with rank 1...n-1 for the relevant hour, the hourly allocation to PAGU with rank n will be equal to the minimum of the nominated quantity of PAGU with rank n and the difference between the aggregated hourly offtakes at lines [Relevant Lines of Node ZZZ] and the sum of the confirmed nominated quantities of PAGU with rank 1...n-1 for the relevant hour.~~

~~If the aggregated hourly offtakes at lines [Relevant Lines of Node ZZZ] are lower than the sum of the confirmed nominated quantities of PAGU with rank 1...n-1, the hourly allocation to PAGU with rank n will be equal to zero.~~

~~3. Saldo—Capacity Responsible Grid User:~~

~~If the aggregated hourly offtakes at lines [Relevant Lines of Node ZZZ] are higher than the sum of the confirmed nominated quantity of PAGU(s) for the relevant hour, the hourly allocation to CRGU will be equal to the difference between the aggregated~~

hourly offtakes at lines [Relevant Lines of Node ZZZ] and the sum of the nominated quantity of PAGU(s) for the relevant hour.

If the aggregated hourly offtakes at lines [Relevant Lines of Node ZZZ] are equal or below the sum of the confirmed nominated quantity of PAGU(s) for the relevant hour, the hourly allocation to CRGU will be equal to 0.

For CRGU: [COMPANY 1]	
Name:	Name:
Title	Title:
Date:	Date:
For PAGU with rank 1 : [COMPANY 2]	
Name:	Name:
Title	Title:
Date:	Date:
For PAGU with rank 2 : [COMPANY 3]	
Name:	Name:
Title	Title:
Date:	Date:
For PAGU with rank n : [COMPANY 4]	
Name:	Name:
Title	Title:
Date:	Date:

For The TSO:	
Name:	Name:
Title:	Title:
Date:	Date:

For End Consumer:	
Name:	Name:
Title:	Title:
Date:	Date:

G.6 Grid User Details Form

COMPANY

- ◆ Company name: _____
- ◆ Address: _____

- ◆ Phone number: _____
- ◆ Fax number: _____
- ◆ The company is incorporated
under the laws of: _____
- ◆ Registered office: _____
- ◆ Chamber of commerce: _____
- ◆ City and Registration number: _____
- ◆ Legally representatives (signature of the STA): _____

1. Name: _____
Function: _____

2. Name: _____
Function: _____
- ◆ EAN Number[†]: _____

CONTACTS

Commercial contact:

- ◆ Contact name: _____
- ◆ Function: _____
- ◆ Address: _____

- ◆ Phone number: _____
- ◆ Fax number: _____
- ◆ Mobile: _____
- ◆ Email address: _____
- ◆ Dedicated Email address (Department or Team): _____

[†]In case of your company will be active on Distribution Domestic Exit Points.

Back-up Commercial Contact:

- ◆ Contact name: _____
- ◆ Function: _____
- ◆ Address: _____

- ◆ Phone number: _____
- ◆ Fax number: _____
- ◆ Mobile: _____
- ◆ Email address: _____

Operational contact:²

- ◆ Contact name: _____
- ◆ Function: _____
- ◆ Address: _____

- ◆ Phone number: _____
- ◆ Edigas phone number: _____
- ◆ Fax number: _____
- ◆ Mobile: _____
- ◆ Email address: _____
- ◆ Dedicated Email address (Department or Team): _____

ICT contact:

- ◆ Contact name: _____
- ◆ Function: _____
- ◆ Address: _____

- ◆ Phone number: _____
- ◆ Fax number: _____
- ◆ Mobile: _____
- ◆ Email address: _____
- ◆ Dedicated Email address (Department or Team): _____

²Operational parameters (shipper's code...), communication protocol, ICT maintenance notices...

INVOICING

Main Invoicing

- ◆ Company name: _____
- ◆ Invoicing contact name: _____
- ◆ Address: _____

- ◆ Phone number: _____
- ◆ Fax number: _____
- ◆ Mobile: _____
- ◆ Email address: _____
- ◆ Bank name: _____
- ◆ Bank address: _____

- ◆ Account number: _____
- ◆ IBAN Code: _____
- ◆ BIC Code: _____
- ◆ VAT number: _____
- ◆ Register for Legal Entities _____

Invoicing Mailing Address

- ◆ Company name: _____
- ◆ First Name: _____
- ◆ Surname: _____
- ◆ Function: _____
- ◆ Address: _____

Subscription to E-Invoicing³

(Allows downloading electronic invoices from the Electronic Data Platform (EDP))

- ◆ Email address to receive notification of publication: _____

Purchase status:

- ◆ Taxable Dealer⁴ or End Consumer

³ If not filled out, paper invoice will remain to be sent by post.

⁴ For purpose of VAT, a "taxable dealer" is defined in the Directive 2003/92/EC as a taxable person whose principal activity in respect of purchases of gas and electricity is reselling such products and whose own consumption of these products is negligible.

G.7 TSO Details Form

COMPANY

- ◆ Company name: FLUXYS BELGIUM S.A.
- ◆ Address: Avenue des Arts 31
1040 BRUSSELS
BELGIUM
- ◆ Phone number: _____
- ◆ Fax number: _____
- ◆ The company is incorporated
under the laws of: _____
- ◆ Registered office: _____
- ◆ Chamber of commerce: _____
- ◆ City and Registration number: _____
- ◆ VAT number: _____

CONTACTS

Commercial contact:

- ◆ Contact name: _____
- ◆ Function: _____
- ◆ Phone number: _____
- ◆ Fax number: _____
- ◆ Email address: _____

Administrative contact:

- ◆ Contact name: _____
- ◆ Function: _____
- ◆ Phone number: _____
- ◆ Fax number: _____
- ◆ Email address: _____
- ◆ Dedicated Email address – Commercial Team: _____

Operational contact:

- ◆ Contact name: _____
- ◆ Phone number: _____
- ◆ Edigas phone number: _____
- ◆ Fax number: _____
- ◆ Email address: _____

~~G.8. Oversubscription and Buy-Back (CMP)~~

~~G.8a Notification of Buy-Back~~



Fluxys Belgium SA - Commercial Direction
Avenue des Arts 31 - B-1040 Brussels
Phone: +32 (0)2 282 77 77 - Fax +32 (0)2 282 02 50
info.transport@fluxys.com

G.8a - Notification of Buy-Back

From: Fluxys Belgium
To: Grid Users holding Firm Transmission Services

Dear Grid User,

Please be advised that aggregated nominations exceed, or are predicted to exceed, the physical capability of the Interconnection Point [XXX] in the [positive/negative] direction ([Entry/Exit]) on gasday [DD/MM/YYYY] CET as from [DD/MM/YYYY hh:mm] till [DD/MM/YYYY hh:mm] CET included.

As you are a Grid User who is holding Firm Transmission Services on this Interconnection Point in the given direction, you are invited to enter the attached Capacity Buy-Back Offer offering to sell Firm Transmission Services for this period back to Fluxys Belgium.

All Capacity Buy-Back Offers received at the Buy-Back Closure Time [DD/MM/YYYY hh:mm] will be accepted from the lowest bid price limited to the Maximum Buy-Back Price until the required buy-back volume is met.

May we kindly ask you to fill in the attached Capacity Buy-Back Offer and to send it back before the Buy-Back Closure Time to Fluxys Belgium via dispatching@fluxys.com.

Yours sincerely,

G.8b—Capacity Buy-Back Offer



Fluxys Belgium SA - Commercial Direction
Avenue des Arts 31 - B-1040 Brussels
Phone: +32 (0)2 282 77 77 - Fax +32 (0)2 282 02 50
info.transport@fluxys.com

G.8b - Capacity Buy-Back Offer

From: **GRID USER :**

Company Name: Date Request:
Contact person:
Phone: STA Ref:
Mobile:
E-mail:

To: Fluxys Belgium : dispatching@fluxys.com

Dear Fluxys,

After received of the Notification of Buy-Back on the Interconnection [XXX] in the [positive/negative] direction ([Entry/Exit]) on gasday [DD/MM/YYYY] as from [DD/MM/YYYY hh:mm] CET till [DD/MM/YYYY hh:mm] CET, our company is offering to sell the following Firm Transmission Services for this period back to Fluxys Belgium.

Quantity (kWh/h)	Price (ct/kWh/h/Runtime)

Yours sincerely,

~~G.8c Result Capacity Buy-Back Offer~~



Fluxys Belgium SA - Commercial Direction
Avenue des Arts 31 - B-1040 Brussels
Phone: +32 (0)2 282 77 77 - Fax +32 (0)2 282 02 50
info.transport@fluxys.com

G.8c - Result Capacity Buy-Back Offer

From: Fluxys Belgium
To: Grid User [XXX]

Dear Grid User,

Please find in the table hereafter the result of the Capacity Buy-Back Offer you have submitted in order to sell Firm Transmission Services back to Fluxys Belgium

Interconnection Point	As from	Till (Included)	Contract Reference	Quantity (kWh/h)
	DD/MM/YYYY hh:mm	DD/MM/YYYY hh:mm		

Yours sincerely,

~~G.9 Surrender of Capacity~~



Fluxys Belgium SA - Commercial Direction
Avenue des Arts 31 - B-1040 Brussels
Phone: +32 (0)2 282 77 77 - Fax +32 (0)2 282 02 50
info.transport@fluxys.com

G.9 - Surrender Request

From: **GRID USER :**

Company Name: Date Request:
Contact person:
Phone: STA Ref:
Mobile:
E-mail:

Dear Fluxys,

Grid User [XXX] is willing to surrender the following Transmission Services to Fluxys Belgium.

As from	Till (Included)	Contract Reference	Quantity (kWh/h)
DD/MM/YYYY	DD/MM/YYYY		

Yours sincerely,

G.10. Imbalance Pooling Form



Fluxys Belgium SA - Commercial Direction
Avenue des Arts 31 - B-1040 Brussels
t: +32 (0)2 282 77 77 - Fax +32 (0)2 282 02 50
info.transport@fluxys.com

G.10 - Imbalance Pooling Form

GRID USER (Transferor)

Company Name:	Date Request:
Contact person:	STA Ref.
Phone:	Mobile:
E-mail:	Ref Assignor:

GRID USER (Transferee)

Company Name:	Date Request:
Contact person:	STA Ref.
Phone:	Mobile:
E-mail:	Ref Assignee:

Imbalance Pooling Service

Transfer of the Hourly Imbalance

Start Date dd/mm/yyyy End Date* dd/mm/yyyy

Balancing Zone

* If Applicable

Transferor accepts that its hourly Imbalance is transferred to the Grid User Balancing Position of the Transferee as set out in Section 3.10 of Attachment A of the ACT
Transferee accepts that hourly Imbalance of the Transferee is transferred to its Grid User Balancing Position as set out in Section 3.10 of Attachment A of the ACT

Transfer of the Net Confirmed Title Transfer for ZTP Physical Trading Services

Start Date dd/mm/yyyy End Date* dd/mm/yyyy

Transferor accepts that its hourly Net Confirmed Title Transfer for ZTP Physical Trading Services is transferred to the Transferee as set out in Section 3.10 of Attachment A of the ACT
Transferee accepts that hourly Net Confirmed Title Transfer for ZTP Physical Trading Services of the Transferee is transferred to the Transferee as set out in Section 3.10 of Attachment A of the ACT

This Form is made up in on in three original copies (one for each party).

For and on behalf of the Transferor	For and on behalf of the Transferee	For and on behalf of the Transmission System Operator
Date:	Date:	Date:
Company:	Company:	Company: Fluxys Belgium
Name:	Name:	Name:
Function:	Function:	Function:
Signature:	Signature:	Signature:
Date:	Date:	Date:
Name:	Name:	Name:
Function:	Function:	Function:
Signature:	Signature:	Signature:

* * *



ACCESS CODE FOR TRANSMISSION

Attachment **HG:**

**Electronic Data Platform
(including the Electronic Booking System)**

Table of Contents

Table of Contents	2
1. Introduction.....	3
2. Definitions.....	4
3. Access rights	5
3.1. Administration rights.....	5
3.2. Read rights.....	5
3.3. Transaction composing rights	5
3.4. Transaction validation rights	6
4. Access to the Electronic Data Platform	6
4.1. Infrastructure	6
4.2. Availability of the Electronic Data Platform.....	7
4.3. Availability of the Electronic Booking System.....	7
4.4. Access refusal.....	8
5. Use of the Electronic Booking System	8
6. Liability.....	9
6.1. TSO’s liability	9
6.2. Grid User’s liability.....	10
7. Force majeure.....	10
8. Intellectual property rights.....	11
9. Legislation on the protection of privacy	11

1. Introduction

In the framework of the execution of Transmission Services under the Standard Transmission Agreement, the Transmission System Operator offers Grid User access to and use of the Electronic Data Platform and Grid User applies the terms and conditions for access to and use of the Electronic Data Platform as set forth in this Attachment.

Such access will be granted to Grid User representatives, further referred to as Users, on a non-exclusive and non-transferable basis and as from the moment those Users become registered as set forth in section 3. The use of the Electronic Data Platform by Users is further subject to identification and authentication procedures detailed in section 4.

TSO is for commercial, operational and regulatory purposes offering different access rights to the Electronic Data Platform. The following distinction is made depending on the type of data made available:

- Public data is data that is made available to anyone without access restriction placed on such kind of data,
- Private data is data made available to a specific Grid User, with restricted use depending on the access rights granted to the User of the Electronic Data Platform, as detailed in section 3.

2. Definitions

Unless the context requires otherwise, the definitions set out in the Attachment 3 of the STA apply to this Attachment H. Capitalized words and expressions used in this Attachment H which are not defined in the Attachment 3 of the STA shall have the following meaning:

Administration Setup	Set of tasks relating to the creation, modification or deletion of Users of the Electronic Data Platform linked to a Grid User and the allocation of access rights to these Users in accordance with section 3.13.13.1 .
Electronic Booking System	Part of the Electronic Data Platform provided by the TSO which allows Grid User to subscribe Transmission Services.
Electronic Data Platform	The internet application offered by TSO to the Grid User under this Attachment on which TSO shall give access to both public and private data and its associated Electronic Booking System through which the Grid User can subscribe Transmission Services.
Intellectual Property Rights	Patents, trademarks, service marks, logos, get-up, trade names, internet domain names, rights in designs, copyright (including rights in computer software) and moral rights, database rights, semi-conductor topography rights, utility models, rights in know-how and other intellectual property rights, in each case whether registered or unregistered and including applications for registration, and all rights or forms of protection having equivalent or similar effect anywhere in the world.
Single Point Of Contact or SPOC	Grid User Representative appointed by the Grid User according to procedures set forth in the Standard Transmission Agreement who shall be the contact person between the Grid User and the TSO and who is entitled to do the Administration Setup, in accordance with section 3.1.
User	A physical person who represents a Grid User and who has access to private data, in accordance with section 3.
Working Hours	From Monday to Friday between 9 am and 6 pm Belgian Local Time, except during bank holidays in Belgium or the TSO's general holiday schedule.

3. Access rights

For the avoidance of doubt, TSO grants User that have been registered either as SPOC either by the SPOC, a temporary, personal, non-transferable and non-exclusive right to Users for the use of the Electronic Data Platform for the consultation of data and as the case may be for submitting transmission service requests through the Electronic Booking System based on the combination of one or more of the following access rights, in the framework of the performance of the Standard Transmission Agreement.

3.1. Administration rights

Grid User shall appoint one or more SPOCs, who shall become Users granted with administration rights in the Electronic Data Platform. For the registration of a SPOC for a specific Grid User, TSO requires at least the name, email address and mobile phone number of such person, communicated using the Contact Details Sheet as ~~provided for in Attachment G of this Access Code for Transmission and~~ [published on the Fluxys Belgium website](#) appended when filled to the Attachment 1 of the Standard Transmission Agreement.

Once the SPOC is registered, TSO shall send the SPOC its username by email and its password by SMS¹. As from this moment SPOC is entitled to use the Electronic Data Platform administration tool and execute the Administration Setup of all Users relating to such Grid User, by:

- Registering User(s) and their information;
- Password management for Users, including creation, reset or unlock operations;
- Modifying or deleting the information relating to Users;
- Granting or modify granted access rights to Users.

In order to register a new User, SPOC of the Grid User shall register at least its name, email address and mobile phone number in the administration tool.

Once the User is registered, TSO shall send the User its username by email and its password by SMS¹. As from this moment User is entitled to use the Electronic Data Platform and consult private data relating to the Grid User, according to the access rights granted to him at that time by the SPOC.

3.2. Read rights

A User with read rights is entitled to consult public data and private data relating to such Grid User only, published at the Electronic Data Platform of the TSO.

3.3. Transaction composing rights

A User with transaction composing rights is entitled to consult and register transaction information through the Electronic Booking System relating to but not limited to the request of transmission service for the account of Grid User to TSO.

¹ The password is generated by the system and must be changed at first login attempt;

3.4. Transaction validation rights

A User with transaction validation rights is entitled to consult and validate binding transactions through the Electronic Booking System for the account of Grid User to TSO.

The Grid User guarantees that the User is authorized to legally bind as the case may be the Grid User, including but not limited to in accordance with any statutory provision.

Users with Transaction validation rights will be requested to validate binding transmission service transaction requests through the Electronic Booking System, by using a confirmation code transferred by the TSO via SMS, as detailed in section 4. Only such Users may submit a binding transaction for the account of Grid User through the Electronic Booking System.

4. Access to the Electronic Data Platform

4.1. Infrastructure

Grid User must at its own expense and risk

- a) Apply for and obtain a username and password; and,
- b) Purchase all necessary hardware, software and licenses, if any, for the use of the username, password and the SMS confirmation mechanism for the Electronic Booking System as explained in section 3.

All costs made by the Grid User related to the application and administration of the username, password, including but not limited to the Administration Setup, will be paid by the Grid User.

TSO will handle the Grid User's access request for SPOC and will do its reasonable efforts to grant, as soon as possible, Grid User access to its data via the Electronic Data Platform. In principle, access will be granted within ten (10) ~~working-Business~~ days-Days as from the access request but this timing is only indicative and is under no circumstances binding towards TSO. If access is granted, TSO will provide the Grid User a manual² on the use of the Electronic Data Platform, which may be amended from time to time.

The Grid User itself must have at its disposal, at its own expense and its own risk, minimum configuration on request of TSO to access the Electronic Data Platform. These requirements are published on website of the TSO and may be modified from time to time, given possible technological evolutions.

² Such manual will be available on-line with-in the platform and can be sent to Grid User upon request.

4.2. Availability of the Electronic Data Platform

The Electronic Data Platform is accessible through the Internet. In this regard, Grid User expressly acknowledges that Internet is an open international network whose characteristics and particularities are well known to it. Grid User agrees that TSO will not be held liable for any direct or indirect damage Grid User might incur due to the use of the Internet. TSO reserves the right to modify at any time the electronic means of communication used for the services offered through the Electronic Data Platform.

The Electronic Data Platform is intended to be accessible 24 hours per day and 7 days per week, except as otherwise indicated. However, assistance in case of technical problems or unavailability of the Electronic Data Platform for whatsoever reason or the helpdesk will only be assured by TSO during Working Hours. TSO reserves the right at any moment to suspend or otherwise limit the availability of part or all of the Electronic Data Platform from time to time to make all modifications likely to improve or expand its operation or simply to ensure its maintenance. TSO will notify Grid User in due time of any change in the Electronic Data Platform or any such unavailability and will use its reasonable endeavours to keep such unavailability to a minimum.

4.3. Availability of the Electronic Booking System

The Electronic Booking System uses a SMS confirmation mechanism. In this regard, Grid User expressly acknowledges that the characteristics and particularities of the mobile network are well known to it. Grid User agrees that TSO will not be held liable for any direct or indirect damage Grid User might incur due to the use of the SMS confirmation mechanism. TSO reserves the right to modify at any time the electronic means of communication used for the services offered through the Electronic Booking System.

The Electronic Booking System is intended to be accessible 24 hours per day and 7 days per week. Assistance in case of technical problems or unavailability of the Electronic Booking System for whatsoever reason or the helpdesk will only be assured by TSO during Working Hours. TSO reserves the right at any moment to suspend or otherwise limit the availability of part or all of the Electronic Booking System from time to time to make all modifications likely to improve or expand its operation or simply to ensure its maintenance. TSO will notify Grid User in due time of any change in the Electronic Booking System or any such unavailability and will use its reasonable endeavors to keep such unavailability to a minimum.

The unavailability of the Electronic Booking System, whether or not due to Force Majeure, shall not affect Grid User's rights under the STA as Grid User can at any time request for Transmission Services via other channels as described in Attachment B – Subscriptions & Allocations.

4.4. Access refusal

TSO may block User's access to the Electronic Data Platform at any time with immediate effect, without giving right to compensation and without affecting the Parties' rights and obligations under the STA:

- a) Upon Grid User's written request to block or delete an account of a User for whatever reason,
- b) For technical reasons affecting TSO's IT-system; and,
- c) In case of a default or breach by User, not capable of remedy, it being understood that the use of the Electronic Data Platform by User which adversely affects the smooth operation or the image or the reputation of TSO (a.o. undue or fraudulent use of the Data and/or Electronic Data Platform), will be considered as a breach not capable of remedy with respect to the use of the Electronic Data Platform.

5. Use of the Electronic Booking System

When the User with transaction validation rights submits a binding transmission service transaction request it triggers an authentication process which requires him to register a code which he will receive via SMS on his mobile phone number indicated in its registered personal information.

In case the requested transmission service is available and in case the authentication process check is completed successfully, the transmission service transaction will be booked automatically within the Electronic Booking System and a confirmation email shall be sent to the User who has submitted the binding transmission service transaction request. In case of failure of the authentication process check, the transmission service transaction request is not treated by the Electronic Booking System and can be re-submitted or cancelled by the User. In case of unavailability of the requested transmission service or in case of needed additional processing of the requested transmission service, the transmission service transaction will be accepted within the Electronic Booking System and forwarded to TSO commercial services for further analysis.

The TSO has the right to ask the Grid User to provide Additional Financial Security in order to comply with the creditworthiness assessment described in the STA. This creditworthiness check can be done after the confirmation in the Electronic Booking System.

The Electronic Booking System allows Grid User to view and modify its transmission service transaction request before confirming this request. Grid User is solely responsible for checking the accuracy of any transmission service transaction request and therefore:

- a) Grid User shall not be allowed to invoke any error after confirmation; and,
- b) Any such error shall not invalidate the request.

At the explicit request of the Grid User, a submitted request can be cancelled, subject to the application of a regulated tariff (the cancellation fee) approved by the CREG, for as long as such request for cancellation is made within ten (10) Business Days following the request, that the concerned Transmission Service is not yet in effect and for as long as the Grid User can demonstrate an obvious error in the handling of the transaction.

Grid User's request by using the Electronic Booking System and any other actions performed under this Attachment, if any, will be logged and stored by TSO for, amongst others:

- a) Monitoring and analysis purposes; and,
- b) Evidence purposes.

TSO will store such information as long as it deems necessary and process such information in accordance with section 9.

6. Liability

It is expressly agreed between the Parties that article 10 of Attachment 2 of the STA shall not apply to any liabilities of the Parties arising out of or in connection with this Attachment, and that such liabilities, whether in contract, extra-contractually or otherwise, and their respective extent are set out exhaustively and exclusively in this Attachment and shall apply for any rights, claims or indemnifications to which the other Party and its Affiliates may be entitled to under this Attachment regardless of the circumstances under which they occur.

6.1. TSO's liability

TSO makes no warranty that access to or functioning of the Electronic Data Platform will be uninterrupted, timely, secure, effective and reliable or error free, since the provision of the services under this Attachment depends amongst other on the proper functioning of the telecommunications network/internet.

The use of the Electronic Data Platform and the data resulting from it is at the Grid User's own discretion and risk. Grid User alone is responsible for any damage to its or others' computer system/s, telephone/s, fax or other devices or loss of data from the use of the Electronic Data Platform.

TSO shall make no warranty and will not be liable as to the up-dating, the correctness, the accuracy, or completeness of the data provided on and the good working of the Electronic Data Platform. The User acknowledges that the data may not always be checked and /or validated by TSO. For the avoidance of doubt, the lack of availability of the Electronic Data Platform will under no circumstances affect Parties' rights and obligations under the STA or with regard to the Services.

TSO will under no circumstances and to the extent permitted by applicable law, be liable to Grid User for any direct or indirect, material or immaterial damage, of

whatever nature, suffered by Grid User, including but not limited to loss of profits, loss of business expectations or opportunities, loss of contracts, damage to third parties or any other consequence that might result from:

- The use and/or the lack of availability of the Electronic Data Platform or the Electronic Booking System in general; or,
- The use and or unavailability of the username, password and SMS confirmation mechanism, except in case of TSO's deliberate fault; or,
- The inaccuracy of data ,or lack of data provided under the Attachment

6.2. Grid User's liability

The Grid User is the sole responsible with regard to use and administration of:

- The data in the administration tool; and
- The Electronic Data Platform in general

The Grid User is the sole responsible for the administration, including but not limited to the Electronic Data Platform, revocation, and/or suspension, distribution, circulation, copying of its usernames and passwords, and given access to the content of email and SMS and for the use of its administration tool by all (un)authorised person and /or third parties. Grid User must take all appropriate measures to secure its access to the administration tool.

In general, Grid User is responsible for maintaining the confidentiality of its usernames, passwords and the content of email and SMS, and data for restricting access to its computers. Grid User shall be responsible for all activities that occur under its accounts or passwords.

Grid User shall hold harmless and indemnify TSO for any claims by any third party, including the data subject, relating to the use of Grid User's usernames, passwords and the content of email and SMS by (un)authorised persons, the transfer of personal data to TSO and in general relating to this Attachment.

7. Force majeure

In addition to the provisions set out in article 11 of the STA, events which shall be considered as Force Majeure under this Attachment include but are not limited to hacking or malicious interference of third parties prejudicing the electronic facilities, and/or the Electronic Data Platform of the TSO and software, hardware, telecommunication or other network failures, interruption, disruptions, malfunctions or computer viruses.

In case of Force Majeure leading to the unavailability of the Electronic Data Platform and/or the Electronic Booking System, Grid User can at any time request for Transmission Services via other channels as described in Attachment B – Subscriptions & Allocations.

8. Intellectual property rights

The Intellectual Property Rights associated with the Electronic Data Platform and/or the Electronic Booking System and its component parts belong exclusively to TSO and/or its licensors. Grid User undertakes to respect the concerned rightholders' intellectual property rights to works, computer software and databases, made available to it, in whatsoever form, with due regard to applicable national and international copyright, software and database protection laws.

9. Legislation on the protection of privacy

The operation of its IT-system and the Electronic Data Platform and the execution of other contractual obligations may require that TSO processes personal data (i.e. data relating to Grid User's employees using the Electronic Data Platform or applying for access, within the meaning of Belgian and/or European data protection legislation). Where applicable, TSO undertakes to comply with the applicable legal and statutory data protection provisions. TSO is dedicated to the fair processing of personal data. The personal data is processed by TSO and/or by TSOs affiliate, in its/their capacity as controller(s), for the following purposes:

- a) Access administration and control of the Electronic Data Platform;
- b) Grid User relationship management;
- c) The prevention of abuse and fraud;
- d) For statistical purposes;
- e) For evidence purposes;
- f) To enable TSO to provide Transmission Services; and,
- g) For compliance with its legal and regulatory obligations.

Furthermore, Grid User acknowledges and approves that personal data may be communicated to a hosting services provider with whom TSO has made appropriate agreements regarding the protection of personal data. The data subject likewise has the right to consult its personal data by contacting TSO in writing, or, where appropriate, to ask for rectification of the data that concerns it. The data subject also has the right to object to the processing of its personal data, according to applicable data protection legislation. Where applicable, Grid User warrants and represents that:

- a) It will solely communicate personal data to TSO, on having given the data subject the appropriate legal information as regards the data processing; and,
- b) The data subject has given its unambiguous consent to transfer its personal data to countries outside the European Economic Area which may not have well developed data protection legislation when compared to European law.

As required by applicable data protection legislation, TSO follows adequate security procedures and takes measures to ensure that the personal data processed is not lost, misused, altered, damaged or destroyed or accidentally disclosed to a third party. TSO will not disclose personal data to any other third party unless it is requested to do so by law or regulators.